In cooperation with the Texas Department of Transportation

Statistical Characteristics of Storm Interevent Time, Depth, and Duration for Eastern New Mexico, Oklahoma, and Texas

U.S. Department of the Interior
U.S. Geological Survey

Technical Report Documentation Page

1. Report No.	2. Government Accession No.	3. Recipient's Catalog No.
5–4194–1		

4. Title and Subtitle	5. Report Date
STATISTICAL CHARACTERISTICS OF STORM INTEREVENT TIME, DEPTH, AND DURATION FOR EASTERN NEW MEXICO, OKLAHOMA, AND TEXAS	July 2006
	6. Performing Organization Code
7. Author(s) William H. Asquith, Meghan C. Roussel, Theodore G. Cleveland, Xing Fang, and David B. Thompson	8. Performing Organization Report No. U.S. Geological Survey Professional Paper 1725
9. Performing Organization Name and Address U.S. Geological Survey Water Resources Discipline 8027 Exchange Drive Austin, TX 78754	10. Work Unit No. (TRAIS)
	11. Contract or Grant No. Project 5–4194
12. Sponsoring Agency Name and Address Texas Department of Transportation Research and Technology Implementation Office 4000 Jackson Ave., Bldg. 1 P.O. Box 5080 Austin, TX 78731 U.S. Geological Survey Water Resources Discipline 8027 Exchange Drive Austin, TX 78754	13. Type of Report and Period Covered Implementation of Research Sept. 2005–July 2006
	14. Sponsoring Agency Code

15. Supplementary Notes

Project conducted in cooperation with the Texas Department of Transportation.

16. Abstract

The design of small runoff-control structures, from simple floodwater-detention basins to sophisticated best-management practices, requires the statistical characterization of rainfall as a basis for cost-effective, risk-mitigated, hydrologic engineering design. The U.S. Geological Survey, in cooperation with the Texas Department of Transportation, has developed a framework to estimate storm statistics including storm interevent times, distributions of storm depths, and distributions of storm durations for eastern New Mexico, Oklahoma, and Texas. The analysis is based on hourly rainfall recorded by the National Weather Service. The database contains more than 155 million hourly values from 774 stations in the study area. Seven sets of maps depicting ranges of mean storm interevent time, mean storm depth, and mean storm duration, by county, as well as tables listing each of those statistics, by county, were developed. The mean storm interevent time is used in probabilistic models to assess the frequency distribution of storms. The Poisson distribution is suggested to model the distribution of storm occurrence, and the exponential distribution is suggested to model the distribution of storm interevent times. The four-parameter kappa distribution is judged as an appropriate distribution for modeling the distribution of both storm depth and storm duration. The preference for the kappa distribution is based on interpretation of L-moment diagrams. Parameter estimates for the kappa distributions are provided. Separate dimensionless frequency curves for storm depth and duration are defined for eastern New Mexico, Oklahoma, and Texas. Dimension is restored by multiplying curve ordinates by the mean storm depth or mean storm duration to produce quantile functions of storm depth and duration. Minimum interevent time and location have slight influence on the scale and shape of the dimensionless frequency curves. Ten example problems and solutions to possible applications are provided.

17. Key Words	18. Distribution Statement
Precipitation, Storm statistics, Storm runoff, Urban runoff, L-moments, New Mexico, Oklahoma, Texas	No restrictions.

19. Security Classif. (of report)	20. Security Classif. (of this page)	21. No. of pages	22. Price
Unclassified	Unclassified	299	$

Form DOT F 1700.7 (8-72) Reproduction of completed page authorized

Front Cover:

Top: A partly cloudy day with developing rain showers north of Comfort, Texas, June 2006.

Bottom: An afternoon rain storm north of Comfort, Texas, June 2006.

Back Cover:

Top left: A small runoff-detention basin in northeast Austin, Texas, July 2006.

Top middle: A small runoff-detention basin in northeast Austin, Texas, July 2006.

Top right: A large runoff-detention basin under construction in north Austin, Texas, July 2006.

Middle back: Fair-weather clouds over ranchland in southwestern Medina County, Texas, June 2006.

Middle front: A late afternoon sea breeze thunderstorm viewed east from central Austin, Texas, June 2006.

Bottom left: A cloudy afternoon at the Gray County, Texas, Interstate 40 rest area on August 12, 2005.

Bottom right: An evening thunderstorm along U.S. Highway 84 near Roscoe, Texas, on May 26, 2004.

Statistical Characteristics of Storm Interevent Time, Depth, and Duration for Eastern New Mexico, Oklahoma, and Texas

By William H. Asquith, Meghan C. Roussel, Theodore G. Cleveland, Xing Fang, and David B. Thompson

In cooperation with the Texas Department of Transportation

Professional Paper 1725

U.S. Department of the Interior
U.S. Geological Survey

U.S. Department of the Interior
DIRK KEMPTHORNE, Secretary

U.S. Geological Survey
P. Patrick Leahy, Acting Director

U.S. Geological Survey, Reston, Virginia: 2006
For sale by U.S. Geological Survey, Information Services
Box 25286, Denver Federal Center
Denver, CO 80225

For more information about the USGS and its products:
Telephone: 1-888-ASK-USGS
World Wide Web: http://www.usgs.gov/

Any use of trade, product, or firm names in this publication is for descriptive purposes only and does not imply endorsement by the U.S. Government.

Although this report is in the public domain, permission must be secured from the individual copyright owners to reproduce any copyrighted materials contained within this report.

Suggested citation:

Asquith, W.H., Roussel, M.C., Cleveland,T.G., Fang, Xing, and Thompson, D.B., 2006, Statistical characteristics of storm interevent time, depth, and duration for eastern New Mexico, Oklahoma, and Texas: U.S. Geological Survey Professional Paper 1725, 299 p.

Library of Congress Cataloging-in-Publication Data

Statistical characteristics of storm interevent time, depth, and duration for eastern New Mexico, Oklahoma, and Texas/ by William H. Asquith ... [et al.].
p. cm.—(Professional paper ; 1725)
Includes bibliographical references.
ISBN 1-411-31041-1
1. Rainstorms—New Mexico—Statistics.
2. Rainstorms—Oklahoma—Statistics.
3. Rainstorms—Texas—Statistics.
I. Asquith, William H.
QC925.1.U8N6 2006
551.57'72789—dc22 2006018997

Contents

Abstract 1
Introduction 1
Purpose and Scope 2
Previous Studies 2
Storm Research Sponsored by the Texas Department of Transportation 2
Other Studies 3
Database of Hourly Rainfall 3
Acknowledgments 4
Analysis of Site-Specific Statistical Characteristics of Hourly Rainfall 4
Minimum Interevent Time of Rainfall 4
Storm Interevent Time and Distribution of Depth and Duration 4
Quantile Functions of Storm Depth and Duration 13
Statistical Characteristics of Storm Interevent Time, Depth, and Duration 16
Regionalization of Storm Statistics 16
Maps of Mean Storm Interevent Time, Depth, and Duration 19
Tables of Mean Storm Interevent Time, Depth, and Duration 19
Example Applications 41
Site-Specific Approach 41
Example 1: Estimation of Storm Occurrence 41
Example 2: Estimation of Interevent Times of Storms 41
Example 3: Estimation of the Empirical Distribution of Storm Depth 42
Example 4: Estimation of the Continuous Distribution of Storm Depth 42
Example 5: Statistical Simulation of Rainfall Intensity 43
Regional Approach by County 43
Example 6: Regional Estimation of Storm Occurrence 43
Example 7: Computation of the Storm-Captured Percentage 43
Example 8: Regional Estimation of the Empirical Distribution of Storm Depth 43
Example 9: Estimation of the Uncertainty of a Regional Estimate of a Storm Depth Percentile 44
Example 10: Estimation of the Expected Storage in a BMP Using Mean Storm Interevent Time, Depth, and Duration 44
Summary 45
Selected References 47
Appendix 1—L-Moments and Sample L-Moments 95
L-moments 97
Sample L-moments 98
Appendix 2—Storm Statistics for Hourly Rainfall Stations in Eastern New Mexico 99
2–1.1. Number of storms, total duration, and mean storm interevent time defined by 6-hour minimum interevent time for hourly rainfall stations in eastern New Mexico 101
2–1.2. Number of storms, total duration, and mean storm interevent time defined by 8-hour minimum interevent time for hourly rainfall stations in eastern New Mexico 101
2–1.3. Number of storms, total duration, and mean storm interevent time defined by 12-hour minimum interevent time for hourly rainfall stations in eastern New Mexico 102
2–1.4. Number of storms, total duration, and mean storm interevent time defined by 18-hour minimum interevent time for hourly rainfall stations in eastern New Mexico 102

2–1.5. Number of storms, total duration, and mean storm interevent time defined by 24-hour minimum interevent time for hourly rainfall stations in eastern New Mexico 103
2–1.6. Number of storms, total duration, and mean storm interevent time defined by 48-hour minimum interevent time for hourly rainfall stations in eastern New Mexico 103
2–1.7. Number of storms, total duration, and mean storm interevent time defined by 72-hour minimum interevent time for hourly rainfall stations in eastern New Mexico 104
2–2.1. L-moments of storm depth defined by 6-hour minimum interevent time for hourly rainfall stations in eastern New Mexico 105
2–2.2. L-moments of storm depth defined by 8-hour minimum interevent time for hourly rainfall stations in eastern New Mexico 106
2–2.3. L-moments of storm depth defined by 12-hour minimum interevent time for hourly rainfall stations in eastern New Mexico 107
2–2.4. L-moments of storm depth defined by 18-hour minimum interevent time for hourly rainfall stations in eastern New Mexico 108
2–2.5. L-moments of storm depth defined by 24-hour minimum interevent time for hourly rainfall stations in eastern New Mexico 109
2–2.6. L-moments of storm depth defined by 48-hour minimum interevent time for hourly rainfall stations in eastern New Mexico 110
2–2.7. L-moments of storm depth defined by 72-hour minimum interevent time for hourly rainfall stations in eastern New Mexico 111
2–3.1. L-moments of storm duration defined by 6-hour minimum interevent time for hourly rainfall stations in eastern New Mexico 112
2–3.2. L-moments of storm duration defined by 8-hour minimum interevent time for hourly rainfall stations in eastern New Mexico 113
2–3.3. L-moments of storm duration defined by 12-hour minimum interevent time for hourly rainfall stations in eastern New Mexico 114
2–3.4. L-moments of storm duration defined by 18-hour minimum interevent time for hourly rainfall stations in eastern New Mexico 115
2–3.5. L-moments of storm duration defined by 24-hour minimum interevent time for hourly rainfall stations in eastern New Mexico 116
2–3.6. L-moments of storm duration defined by 48-hour minimum interevent time for hourly rainfall stations in eastern New Mexico 117
2–3.7. L-moments of storm duration defined by 72-hour minimum interevent time for hourly rainfall stations in eastern New Mexico 118
2–4.1. Empirical distribution of storm depth defined by 6-hour minimum interevent time for hourly rainfall stations in eastern New Mexico 119
2–4.2. Empirical distribution of storm depth defined by 8-hour minimum interevent time for hourly rainfall stations in eastern New Mexico 120
2–4.3. Empirical distribution of storm depth defined by 12-hour minimum interevent time for hourly rainfall stations in eastern New Mexico 121
2–4.4. Empirical distribution of storm depth defined by 18-hour minimum interevent time for hourly rainfall stations in eastern New Mexico 122
2–4.5. Empirical distribution of storm depth defined by 24-hour minimum interevent time for hourly rainfall stations in eastern New Mexico 123
2–4.6. Empirical distribution of storm depth defined by 48-hour minimum interevent time for hourly rainfall stations in eastern New Mexico 124
2–4.7. Empirical distribution of storm depth defined by 72-hour minimum interevent time for hourly rainfall stations in eastern New Mexico 125

2–5.1. Empirical distribution of storm duration defined by 6-hour minimum interevent time for hourly rainfall stations in eastern New Mexico 126
2–5.2. Empirical distribution of storm duration defined by 8-hour minimum interevent time for hourly rainfall stations in eastern New Mexico 127
2–5.3. Empirical distribution of storm duration defined by 12-hour minimum interevent time for hourly rainfall stations in eastern New Mexico 128
2–5.4. Empirical distribution of storm duration defined by 18-hour minimum interevent time for hourly rainfall stations in eastern New Mexico 129
2–5.5. Empirical distribution of storm duration defined by 24-hour minimum interevent time for hourly rainfall stations in eastern New Mexico 130
2–5.6. Empirical distribution of storm duration defined by 48-hour minimum interevent time for hourly rainfall stations in eastern New Mexico 131
2–5.7. Empirical distribution of storm duration defined by 72-hour minimum interevent time for hourly rainfall stations in eastern New Mexico 132
Appendix 3—Storm Statistics for Hourly Rainfall Stations in Oklahoma 133
3–1.1. Number of storms, total duration, and mean storm interevent time defined by 6-hour minimum interevent time for hourly rainfall stations in Oklahoma 135
3–1.2. Number of storms, total duration, and mean storm interevent time defined by 8-hour minimum interevent time for hourly rainfall stations in Oklahoma 136
3–1.3. Number of storms, total duration, and mean storm interevent time defined by 12-hour minimum interevent time for hourly rainfall stations in Oklahoma 137
3–1.4. Number of storms, total duration, and mean storm interevent time defined by 18-hour minimum interevent time for hourly rainfall stations in Oklahoma 138
3–1.5. Number of storms, total duration, and mean storm interevent time defined by 24-hour minimum interevent time for hourly rainfall stations in Oklahoma 139
3–1.6. Number of storms, total duration, and mean storm interevent time defined by 48-hour minimum interevent time for hourly rainfall stations in Oklahoma 140
3–1.7. Number of storms, total duration, and mean storm interevent time defined by 72-hour minimum interevent time for hourly rainfall stations in Oklahoma 141
3–2.1. L-moments of storm depth defined by 6-hour minimum interevent time for hourly rainfall stations in Oklahoma 142
3–2.2. L-moments of storm depth defined by 8-hour minimum interevent time for hourly rainfall stations in Oklahoma 143
3–2.3. L-moments of storm depth defined by 12-hour minimum interevent time for hourly rainfall stations in Oklahoma 144
3–2.4. L-moments of storm depth defined by 18-hour minimum interevent time for hourly rainfall stations in Oklahoma 145
3–2.5. L-moments of storm depth defined by 24-hour minimum interevent time for hourly rainfall stations in Oklahoma 146
3–2.6. L-moments of storm depth defined by 48-hour minimum interevent time for hourly rainfall stations in Oklahoma 147
3–2.7. L-moments of storm depth defined by 72-hour minimum interevent time for hourly rainfall stations in Oklahoma 148
3–3.1. L-moments of storm duration defined by 6-hour minimum interevent time for hourly rainfall stations in Oklahoma 149
3–3.2. L-moments of storm duration defined by 8-hour minimum interevent time for hourly rainfall stations in Oklahoma 150
3–3.3. L-moments of storm duration defined by 12-hour minimum interevent time for hourly rainfall stations in Oklahoma 151
3–3.4. L-moments of storm duration defined by 18-hour minimum interevent time for hourly rainfall stations in Oklahoma 152
3–3.5. L-moments of storm duration defined by 24-hour minimum interevent time for hourly rainfall stations in Oklahoma 153
3–3.6. L-moments of storm duration defined by 48-hour minimum interevent time for hourly rainfall stations in Oklahoma 154
3–3.7. L-moments of storm duration defined by 72-hour minimum interevent time for hourly rainfall stations in Oklahoma 155
3–4.1. Empirical distribution of storm depth defined by 6-hour minimum interevent time for hourly rainfall stations in Oklahoma 156
3–4.2. Empirical distribution of storm depth defined by 8-hour minimum interevent time for hourly rainfall stations in Oklahoma 157
3–4.3. Empirical distribution of storm depth defined by 12-hour minimum interevent time for hourly rainfall stations in Oklahoma 158

3–4.4. Empirical distribution of storm depth defined by 18-hour minimum interevent time for hourly rainfall stations in Oklahoma 159
3–4.5. Empirical distribution of storm depth defined by 24-hour minimum interevent time for hourly rainfall stations in Oklahoma 160
3–4.6. Empirical distribution of storm depth defined by 48-hour minimum interevent time for hourly rainfall stations in Oklahoma 161
3–4.7. Empirical distribution of storm depth defined by 72-hour minimum interevent time for hourly rainfall stations in Oklahoma 162
3–5.1. Empirical distribution of storm duration defined by 6-hour minimum interevent time for hourly rainfall stations in Oklahoma 163
3–5.2. Empirical distribution of storm duration defined by 8-hour minimum interevent time for hourly rainfall stations in Oklahoma 164
3–5.3. Empirical distribution of storm duration defined by 12-hour minimum interevent time for hourly rainfall stations in Oklahoma 165
3–5.4. Empirical distribution of storm duration defined by 18-hour minimum interevent time for hourly rainfall stations in Oklahoma 166
3–5.5. Empirical distribution of storm duration defined by 24-hour minimum interevent time for hourly rainfall stations in Oklahoma 167
3–5.6. Empirical distribution of storm duration defined by 48-hour minimum interevent time for hourly rainfall stations in Oklahoma 168
3–5.7. Empirical distribution of storm duration defined by 72-hour minimum interevent time for hourly rainfall stations in Oklahoma 169
Appendix 4—Storm Statistics for Hourly Rainfall Stations in Texas 171
4–1.1. Number of storms, total duration, and storm interevent time defined by 6-hour minimum interevent time for hourly rainfall stations in Texas 173
4–1.2. Number of storms, total duration, and storm interevent time defined by 8-hour minimum interevent time for hourly rainfall stations in Texas 175
4–1.3. Number of storms, total duration, and storm interevent time defined by 12-hour minimum interevent time for hourly rainfall stations in Texas 177
4–1.4. Number of storms, total duration, and storm interevent time defined by 18-hour minimum interevent time for hourly rainfall stations in Texas 179
4–1.5. Number of storms, total duration, and storm interevent time defined by 24-hour minimum interevent time for hourly rainfall stations in Texas 181
4–1.6. Number of storms, total duration, and storm interevent time defined by 48-hour minimum interevent time for hourly rainfall stations in Texas 183
4–1.7. Number of storms, total duration, and storm interevent time defined by 72-hour minimum interevent time for hourly rainfall stations in Texas 185
4–2.1. L-moments of storm depth defined by 6-hour minimum interevent time for hourly rainfall stations in Texas 187
4–2.2. L-moments of storm depth defined by 8-hour minimum interevent time for hourly rainfall stations in Texas 191
4–2.3. L-moments of storm depth defined by 12-hour minimum interevent time for hourly rainfall stations in Texas 195
4–2.4. L-moments of storm depth defined by 18-hour minimum interevent time for hourly rainfall stations in Texas 199
4–2.5. L-moments of storm depth defined by 24-hour minimum interevent time for hourly rainfall stations in Texas 203
4–2.6. L-moments of storm depth defined by 48-hour minimum interevent time for hourly rainfall stations in Texas 207
4–2.7. L-moments of storm depth defined by 72-hour minimum interevent time for hourly rainfall stations in Texas 211
4–3.1. L-moments of storm duration defined by 6-hour minimum interevent time for hourly rainfall stations in Texas 215
4–3.2. L-moments of storm duration defined by 8-hour minimum interevent time for hourly rainfall stations in Texas 219
4–3.3. L-moments of storm duration defined by 12-hour minimum interevent time for hourly rainfall stations in Texas 223
4–3.4. L-moments of storm duration defined by 18-hour minimum interevent time for hourly rainfall stations in Texas 227
4–3.5. L-moments of storm duration defined by 24-hour minimum interevent time for hourly rainfall stations in Texas 231

4–3.6. L-moments of storm duration defined by 48-hour minimum interevent time for hourly rainfall stations in Texas 235
4–3.7. L-moments of storm duration defined by 72-hour minimum interevent time for hourly rainfall stations in Texas 239
4–4.1. Empirical distribution of storm depth defined by 6-hour minimum interevent time for hourly rainfall stations in Texas 243
4–4.2. Empirical distribution of storm depth defined by 8-hour minimum interevent time for hourly rainfall stations in Texas 247
4–4.3. Empirical distribution of storm depth defined by 12-hour minimum interevent time for hourly rainfall stations in Texas 251
4–4.4. Empirical distribution of storm depth defined by 18-hour minimum interevent time for hourly rainfall stations in Texas 255
4–4.5. Empirical distribution of storm depth defined by 24-hour minimum interevent time for hourly rainfall stations in Texas 259
4–4.6. Empirical distribution of storm depth defined by 48-hour minimum interevent time for hourly rainfall stations in Texas 263
4–4.7. Empirical distribution of storm depth defined by 72-hour minimum interevent time for hourly rainfall stations in Texas 267
4–5.1. Empirical distribution of storm duration defined by 6-hour minimum interevent time for hourly rainfall stations in Texas 271
4–5.2. Empirical distribution of storm duration defined by 8-hour minimum interevent time for hourly rainfall stations in Texas 275
4–5.3. Empirical distribution of storm duration defined by 12-hour minimum interevent time for hourly rainfall stations in Texas 279
4–5.4. Empirical distribution of storm duration defined by 18-hour minimum interevent time for hourly rainfall stations in Texas 283
4–5.5. Empirical distribution of storm duration defined by 24-hour minimum interevent time for hourly rainfall stations in Texas 287
4–5.6. Empirical distribution of storm duration defined by 48-hour minimum interevent time for hourly rainfall stations in Texas 291
4–5.7. Empirical distribution of storm duration defined by 72-hour minimum interevent time for hourly rainfall stations in Texas 295
Glossary 299

Figures

1–3. Maps showing locations of National Weather Service hourly rainfall stations in:
1. Eastern New Mexico 5
2. Oklahoma 6
3. (A) western Texas, (B) northeastern Texas, and (C) southeastern Texas 7
4. Graphs showing empirical distributions of (A) storm depth and (B) storm duration for 3,331 storm events defined by an 8-hour minimum interevent time for station 0016 Abilene Regional Airport, Texas 11
5. L-moment diagram at two scales (A and B) showing relation between L-skew and L-kurtosis of the distributions of storm depth and storm duration defined by the 8-hour minimum interevent time and theoretical relations for selected probability distributions 12
6–9. Graphs showing:
6. Dimensionless kappa distribution frequency curves for (A) storm depth and (B) storm duration for the selected minimum interevent times in Texas 15
7. Dimensionless kappa distribution frequency curves for storm depth and storm duration for 24-hour minimum interevent time for eastern New Mexico, Oklahoma, and Texas 16
8. Dimensionless exponential gamma and kappa distributions of storm depth for 24-hour minimum interevent time in Texas, graphed with (A) a linear y-axis scale and (B) a base-10 log y-axis scale 17
9. Storm depth and storm duration for 3,331 storm events defined by an 8-hour minimum interevent time for station 0016 Abilene Regional Airport, Texas 18
10–16. Maps showing mean storm interevent time defined by:
10. 6-hour minimum interevent time in eastern New Mexico, Oklahoma, and Texas 20
11. 8-hour minimum interevent time in eastern New Mexico, Oklahoma, and Texas 21
12. 12-hour minimum interevent time in eastern New Mexico, Oklahoma, and Texas 22
13. 18-hour minimum interevent time in eastern New Mexico, Oklahoma, and Texas 23
14. 24-hour minimum interevent time in eastern New Mexico, Oklahoma, and Texas 24
15. 48-hour minimum interevent time in eastern New Mexico, Oklahoma, and Texas 25
16. 72-hour minimum interevent time in eastern New Mexico, Oklahoma, and Texas 26
17–23. Maps showing mean storm depth defined by:
17. 6-hour minimum interevent time in eastern New Mexico, Oklahoma, and Texas 27

18. 8-hour minimum interevent time in eastern New Mexico, Oklahoma, and Texas 28
19. 12-hour minimum interevent time in eastern New Mexico, Oklahoma, and Texas 29
20. 18-hour minimum interevent time in eastern New Mexico, Oklahoma, and Texas 30
21. 24-hour minimum interevent time in eastern New Mexico, Oklahoma, and Texas 31
22. 48-hour minimum interevent time in eastern New Mexico, Oklahoma, and Texas 32
23. 72-hour minimum interevent time in eastern New Mexico, Oklahoma, and Texas 33
24–30. Maps showing mean storm duration defined by:
24. 6-hour minimum interevent time in eastern New Mexico, Oklahoma, and Texas 34
25. 8-hour minimum interevent time in eastern New Mexico, Oklahoma, and Texas 35
26. 12-hour minimum interevent time in eastern New Mexico, Oklahoma, and Texas 36
27. 18-hour minimum interevent time in eastern New Mexico, Oklahoma, and Texas 37
28. 24-hour minimum interevent time in eastern New Mexico, Oklahoma, and Texas 38
29. 48-hour minimum interevent time in eastern New Mexico, Oklahoma, and Texas 39
30. 72-hour minimum interevent time in eastern New Mexico, Oklahoma, and Texas 40

Tables

1–3. National Weather Service hourly rainfall stations in:
1. Eastern New Mexico 49
2. Oklahoma 51
3. Texas 54
4. Selected storm statistics for station 4570 Jayton, Texas, illustrating influence of minimum interevent time on statistics 64
5–6. Regionwide or statewide record-length, weighted-average:
5. Storm depth L-moments 64
6. Mean storm interevent time and storm duration L-moments 65
7–8. Dimensionless gamma and kappa distributions fit to record-length, weighted-average:
7. Storm depth L-moments 66
8. Storm duration L-moments 67
9–11. Summary statistics and diagnostic statistics of mean:
9. Storm interevent time maps for each minimum interevent time 67
10. Storm depth maps for each minimum interevent time 68
11. Storm duration maps for each minimum interevent time 68
12–20. Mean storm:
12. Interevent time by county for eastern New Mexico 68
13. Depth by county for eastern New Mexico 69
14. Duration by county for eastern New Mexico 69
15. Interevent time by county for Oklahoma 70
16. Depth by county for Oklahoma 72
17. Duration by county for Oklahoma 74
18. Interevent time by county for Texas 76
19. Depth by county for Texas 82
20. Storm duration by county for Texas 88
21. Example simulations of storm interevent time from example 2 using 24-hour minimum interevent time for station 0211 Amarillo Weather Service Office Airport, Texas 94
22. Distribution of storm depth for examples 3 and 4 based on site-specific statistics for station 4311 Houston Alief, Texas 94
23. Regional values for selected storm depth percentiles in Randall County, Texas 94

Conversion Factors

Multiply	By	To obtain
inch (in.)	25.4	millimeter (mm)
foot (ft)	0.3048	meter (m)
mile (mi)	1.609	kilometer (km)

Vertical coordinate information is referenced to the National Geodetic Vertical Datum of 1929 (NGVD 29).

Blank Page

Statistical Characteristics of Storm Interevent Time, Depth, and Duration for Eastern New Mexico, Oklahoma, and Texas

By William H. Asquith[1], Meghan C. Roussel[1], Theodore G. Cleveland[2], Xing Fang[3], and David B. Thompson[4]

Abstract

The design of small runoff-control structures, from simple floodwater-detention basins to sophisticated best-management practices, requires the statistical characterization of rainfall as a basis for cost-effective, risk-mitigated, hydrologic engineering design. The U.S. Geological Survey, in cooperation with the Texas Department of Transportation, has developed a framework to estimate storm statistics including storm interevent times, distributions of storm depths, and distributions of storm durations for eastern New Mexico, Oklahoma, and Texas. The analysis is based on hourly rainfall recorded by the National Weather Service. The database contains more than 155 million hourly values from 774 stations in the study area. Seven sets of maps depicting ranges of mean storm interevent time, mean storm depth, and mean storm duration, by county, as well as tables listing each of those statistics, by county, were developed. The mean storm interevent time is used in probabilistic models to assess the frequency distribution of storms. The Poisson distribution is suggested to model the distribution of storm occurrence, and the exponential distribution is suggested to model the distribution of storm interevent times. The four-parameter kappa distribution is judged as an appropriate distribution for modeling the distribution of both storm depth and storm duration. The preference for the kappa distribution is based on interpretation of L-moment diagrams. Parameter estimates for the kappa distributions are provided. Separate dimensionless frequency curves for storm depth and duration are defined for eastern New Mexico, Oklahoma, and Texas. Dimension is restored by multiplying curve ordinates by the mean storm depth or mean storm duration to produce quantile functions of storm depth and duration. Minimum interevent time and location have slight influence on the scale and shape of the dimensionless frequency curves. Ten example problems and solutions to possible applications are provided.

[1] U.S. Geological Survey.

[2] University of Houston.

[3] Lamar University.

[4] Texas Tech University.

Introduction

The design of runoff-control structures, from simple floodwater-detention basins to sophisticated best-management practices (BMPs), such as engineered sand-filtration ponds, requires the statistical characterization of rainfall as a basis for cost-effective, risk-mitigated, hydrologic engineering design. BMPs and similar structure types (collectively referred to in this report as BMPs) are present in many suburban and urban areas, usually in small watersheds (less than about 10 square miles). BMPs can be substantial component of public and private drainage infrastructure; the characteristics of rainfall for a given location strongly influence the hydrologic and hydraulic function and, to a lesser degree, the water-quality performance of these structures. However, to date (2006), there has not been a comprehensive procedural framework in Texas for analysis of the probabilistic, or expected, performance of these structures in the context of rainfall inputs to a watershed.

In 2000, the U.S. Geological Survey, in cooperation with the Texas Department of Transportation, and in collaboration with University of Houston, Lamar University, and Texas Tech University, initiated a research program of Texas rainfall characteristics to enhance hydrologic engineering design. One major objective of the program is to provide comprehensive statistics of hourly rainfall in support of BMP design in Texas. To better define rainfall characteristics near the borders of Texas, the study area for this report was expanded to include eastern New Mexico and Oklahoma. The expansion also was made so that the study area has a more rectangular boundary to enhance geostatistical analysis of storm statistics near the borders of Texas.

Information on mean storm interevent time enables computation of the expected number of storms in a specified period of time. Information on rainfall depth for storms (hereinafter, storm depth) facilitates cost-benefit analysis of BMP performance efficiency. Storm depth information also supports hydrologic engineers and decision makers in reviewing, revising, or establishing guidelines for BMP design. For BMP design, the distribution of storm depth is important because it is related to runoff pollutant mass (Wanielista and Yousef, 1993, p. 221). The distribution of storm duration is useful in assessing storm average rainfall rates and other aspects of hydrologic engineering design. Storms are defined by a minimum interevent time—a time in which no rainfall occurs. The minimum interevent time, which is appropriate for specific applications, can be determined by the drawdown time, infiltration time, or treatment time for a given BMP design.

Purpose and Scope

This report presents a framework for analysis of the probabilistic, or expected, function of BMPs in the context of rainfall inputs to a watershed. Specifically, the report documents three statistics of storms recorded in hourly rainfall data by the National Weather Service in eastern New Mexico, Oklahoma, and Texas. The three statistics are (1) mean storm interevent time, measured in days of no rainfall between successive storms, (2) distribution of storm depth, measured in inches, and (3) distribution of storm duration, measured in hours. These statistics are provided for each of seven selected minimum interevent times: 6, 8, 12, 18, 24, 48, and 72 hours.

The primary products or results reported here are

1. Maps depicting ranges of mean storm interevent time, mean storm depth, and mean storm duration, by county;
2. Tables listing mean storm interevent time, mean storm depth, and mean storm duration, by county; and
3. Numerous dimensionless frequency curves for storm depth and duration to be used in conjunction with the maps and tables of mean storm depth and duration.

Secondary results are extensive tables listing site-specific storm statistics. These statistics include the number of storms, total duration, mean storm interevent time, L-moments (mean, L-scale, coefficient of L-variation, L-skew, L-kurtosis, and Tau5), and percentiles (1st, 2nd, 10th, 25th, 50th, 75th, 90th, 98th, and 99th) for both storm depth and duration for each of the seven minimum interevent times. Finally, 10 example problems and solutions using site-specific and regional (by county) approaches to possible applications are provided.

Previous Studies

Storm Research Sponsored by the Texas Department of Transportation

The Texas Department of Transportation has sponsored a multifaceted research program through several distinct projects on rainfall characteristics in Texas from the mid-1990s through 2005. A chronological list and brief description of results published follows:

1. Asquith (1998)—Defines the depth-duration frequency (DDF) of rainfall annual maxima in Texas by providing an atlas of the parameters of probability distributions. DDF values commonly are used in hydrologic engineering design. An example of a DDF value is the depth of rainfall for the 50-year, 6-hour storm.
2. Lanning-Rush and others (1998)—Provides envelope curves for extreme storms in Texas showing the relation between areal storm depth and storm extent. The report also provides a bibliography of large and historically important storms in Texas.
3. Asquith (1999)—Defines areal-reduction factors (ARF) for the 1-day design storm in the Austin, Dallas, and Houston areas. ARF are used in conjunction with DDF values to adjust DDF for the influence of watershed area.
4. Asquith and Famiglietti (2000)—Documents the annual-maxima-centered approach used by Asquith (1999) to define ARF.
5. Al-Asaadi (2002)—Provides detailed analysis of dimensionless hyetographs for 204 runoff-producing storms for 12 watersheds in the San Antonio area. The report also provides analysis of the burst characteristics of the storms. The rainfall data considered are summarized in Asquith and others (2005).
6. Asquith (2003)—Provides a comprehensive analysis of L-moments and other statistics of hyetographs for runoff-producing storms in Texas. The rainfall data considered are summarized in Asquith and others (2005).
7. Asquith and Roussel (2003)—Provides an atlas of mean interoccurrence intervals of selected thresholds of daily rainfall in Texas. Interoccurrence intervals can enhance the planning and construction of infrastructure as well as runoff-control structures by providing hydrologic engineers with information on the frequency of daily rainfall.
8. Asquith and others (2003)—Provides two separate equation pairs based on a triangular model of the expected hyetograph for runoff-producing storms having more than 0.5 inch of rainfall in Texas for two ranges of storm duration (0 to 24 hours and 24 to 72 hours). The journal paper augments the research of Asquith (2003).
9. Asquith and Thompson (2003)—Provides an alternative hyetograph model (L-gamma) to the triangular model

(Asquith, 2003; Asquith and others, 2003). Provides three distinct hyetograph equations for three storm duration ranges for Texas. These models are more sophisticated than the triangular models and might be preferable to the triangular models in some applications.

10. Asquith and Roussel (2004)—Provides a directly interpretable atlas of DDF in Texas on the basis of research results of Asquith (1998). The atlas contains 96 maps of the depth of rainfall for 12 storm durations and eight annual nonexceedance probabilities (recurrence intervals). More information regarding the atlas is available in Strand (2003).
11. Williams-Sether and others (2004)—Provides extensive documentation of the empirical dimensionless hyetographs for selected durations of runoff-producing storms in Texas. The report augments the research of Asquith (2003).
12. Asquith and others (2005)—Provides numerous dimensionless rainfall hyetographs for Texas, describes the analytical approach used, and provides information regarding distribution of storm depth essentially identical to that presented in this report.

Other Studies

The U.S. Environmental Protection Agency (1986, fig. A–2) provides a map of nine regions encompassing the conterminous United States and a table showing the mean and coefficient of variation for storm interevent times, storm depths, and storm durations for storms defined by a 3- to 4-hour minimum interevent time. The area east of 96 degrees (°) west longitude (region 4) is coincident with part of the study area (eastern Oklahoma and eastern Texas) and has a mean storm interevent time of about 4.1 days, a mean storm depth of about 0.58 inch, and a mean storm duration of about 7.3 hours. The area west of 96° west longitude (region 5) is coincident with the remaining part of the study area and has a mean storm interevent time of about 4.5 days, a mean storm depth of about 0.33 inch, and a mean storm duration of about 4.0 hours. (The results in this report from rigorous analysis show that these statistics have a more complex pattern of variation than shown by the U.S. Environmental Protection Agency [1986], but specific comparison is difficult.)

Schueler (1987, p. 3.9) describes six rules for sizing extended detention BMPs (basins) in the Washington, D.C., area. For example, rule 4 states that the BMP should be sized to accommodate the "runoff volume generated from a one inch storm released [within the BMP area] over 24 hours."

Wanielista and Yousef (1993, p. 221) state that 4- to 5-hour minimum interevent times have been used by previous authors for urban BMP design and also report that a minimum interevent time for a given BMP design "should be long enough to ensure that runoff events are independent of one another." Contaminant removal effectiveness (when measured in terms of runoff diversion) is based on the number of storms per year or the percentage of storms captured by a BMP. Wanielista and Yousef (1993, table 7.1) report that the 90th-percentile storm for Austin, Tex., for a 4-hour minimum interevent time is about 1.0 inch[5].

Adams and Papa (2000) discuss the probabilistic functioning of small-watershed BMPs and characterize the statistical distributions of mean storm interevent times, depths, and durations. Adams and Papa (2000) also discuss minimum interevent times and derive extensive formulas to estimate various aspects of BMP functioning, including the expected capture or expected spillage of a BMP. They use a runoff-coefficient initial-abstraction model of the rainfall-runoff process. Their derivations are based on an assumption that storm interevent time, depth, and duration each are exponentially distributed[6].

Database of Hourly Rainfall

This study, although done specifically for Texas, includes data from eastern New Mexico and Oklahoma and therefore is applicable to these areas as well. Data from these areas were included to enhance the reliability of statistical interpretation near the Texas borders with New Mexico and Oklahoma.

National Weather Service hourly rainfall data for stations in the study area were obtained from Hydrosphere (2003). All hourly data for the period of record for all stations, including number, name, latitude, and longitude, were compiled for the study. The first calendar year of data is 1947 for eastern New Mexico, 1947 for Oklahoma, and 1940 for Texas; the last calendar year of data is 2002 for the three states. The database contains more than 155 million values of hourly rainfall (zero values included) from 774 hourly stations. Of these, 92 stations and more than 18 million values are available for eastern New Mexico; 149 stations and more than 33 million values are available for Oklahoma; and 533 stations and more than 103 million values are available for Texas. For perspective, for an 8-hour minimum interevent time, 97,491 storms in eastern New Mexico, 206,646 storms in Oklahoma, and 584,159 storms in Texas are identified. Stations used in the analysis are listed in tables 1–3 (at end of report) and are shown in figures 1–3 for eastern New Mexico, Oklahoma, and Texas, respectively.

[5] For comparison, the 90th-percentile storm depth for a 6-hour minimum interevent time at station 0428 Austin Camp Mabry, Tex., is computed as 1.14 inches for this report (see section "Analysis of Site-Specific Statistical Characteristics of Hourly Rainfall" in this report).

[6] A brief demonstration of a small part of the results of Adams and Papa (2000) is provided in example 9 in section "Example Applications" in this report. The statistical results presented in this report for eastern New Mexico, Oklahoma, and Texas are readily used in some of the techniques developed by Adams and Papa (2000).

Acknowledgments

The authors acknowledge the following colleagues of the Texas Department of Transportation for their considerable professional and technical support of this work and their critical feedback on project direction: Amy J. Ronnfeldt, 5–4194 Project Director; George R. Herrmann, 5–4194 Project Advisor; and David Stolpa (retired), 5–4194 Project Advisor. The authors also acknowledge David J. Holtschlag, U.S. Geological Survey, for his thoughtful review comments and supporting numerical simulations of an early draft; and J. Curtis Weaver, U.S. Geological Survey, for a thorough review that greatly enhanced the report.

Analysis of Site-Specific Statistical Characteristics of Hourly Rainfall

Statistical analysis of storms for each station includes the computation of site-specific values of mean storm interevent time, selected L-moments of storm depth, percentiles of storm depth, L-moments of storm duration, and percentiles of storm duration. On the basis of the site-specific statistics, regional analysis was used to develop a method to estimate the statistics for arbitrary locations in the study area. These statistics provide for detailed assessment of BMP function for specific rainfall characteristics.

Minimum Interevent Time of Rainfall

Before the site-specific statistics of rainfall can be computed, it is necessary to establish a method to define distinct storms from the hourly time series of rainfall data. Typically, distinct storms are defined using a minimum interval of no rainfall, which is referred to as a minimum interevent time.

Time series of hourly rainfall data are described as sequences of nonzero rainfall depths separated by sequences of zero rainfall depths, both of varying lengths. As the lengths of zero rainfall sequences increase, it is natural to categorize the intervals of rainfall into distinct storms. Brief periods of zero rainfall (intrastorm zero values) can be, and often are, present within a particular storm.

One approach to distinguish between short and long time intervals is to analyze the rainfall time series using autocorrelation (not presented in this report). Another approach, the focus of this report, is to distinguish long time intervals according to the drawdown or drainage time of a BMP. BMP design is influenced by requirements for the drawdown time, infiltration time, or treatment time—a structural minimum interevent time.

To clarify the concept of structural minimum interevent time, consider a hypothetical city ordinance that requires BMPs, which start from full storage conditions and no additional runoff input, to drain completely in 48 hours. If storm statistics are defined by a 48-hour structural minimum interevent time associated with storms, the BMP in the context of rainfall input is said to be memoryless. The term “memoryless” refers to expected absence of BMP storage before the runoff from the next storm arrives. Specifically, the 48-hour minimum interevent time, by definition, ensures that storage in the BMP is zero prior to the arrival of runoff from the next storm. Without so naming, Wanielista and Yousef (1993, p. 222–223) discuss a structural minimum interevent time being set by the infiltration time so that the infiltration pond (a BMP) will be empty before the next storm begins.

Seven structural minimum interevent times were selected: 6, 8, 12, 18, 24, 48, and 72 hours. These interevent times are expected to provide flexibility for a wide range of applications. From minimum interevent times in this sequence, users of this report can interpolate statistics to minimum interevent times not explicitly considered here.

Minimum interevent time has great influence on storm statistics. For the mean storm interevent time, mean storm depth and depth percentiles, and mean storm duration and duration percentiles, the magnitude of each statistic increases with increasing minimum interevent time. The influence of minimum interevent time is illustrated using selected site-specific statistics for station 4570 Jayton, Tex. (table 4, at end of report). The mean storm interevent time increases from about 8.5 days to almost 15 days; whereas the mean depth increases from about 0.4 to about 0.8 inch. Increasing minimum interevent time also affects BMP design. For example, the 90th-percentile depth for storms with an 8-hour minimum interevent time is about 1.2 inches. However, if a 72-hour drawdown time BMP is to have memoryless performance—that is, to perform without regard to previous storage conditions of the structure from earlier storms—then about 2.1 inches of storage is required to capture the runoff from 90 percent of all storms on the watershed. (For simplicity, it is assumed that all rainfall is converted to runoff.) An additional 0.9 inch (2.1 minus 1.2) or 1.75 (2.1 divided by 1.2) times more storage thus is required when the minimum interevent time increases from 8 to 72 hours.

Storm Interevent Time and Distribution of Depth and Duration

For each of the minimum interevent times, the time series of hourly rainfall for each station was parsed or separated into sequences of storms for subsequent statistical analysis. As part of the statistical analysis, several assumptions were made about the rainfall data, extracted storms, and computed statistics. The following assumptions extend discussion by Adams and Papa (2000, p. 60) and are not mutually exclusive:

1. Storms defined by the minimum interevent time are samples from a single underlying population.
2. Storms are homogeneous—that is, generated from the same population.

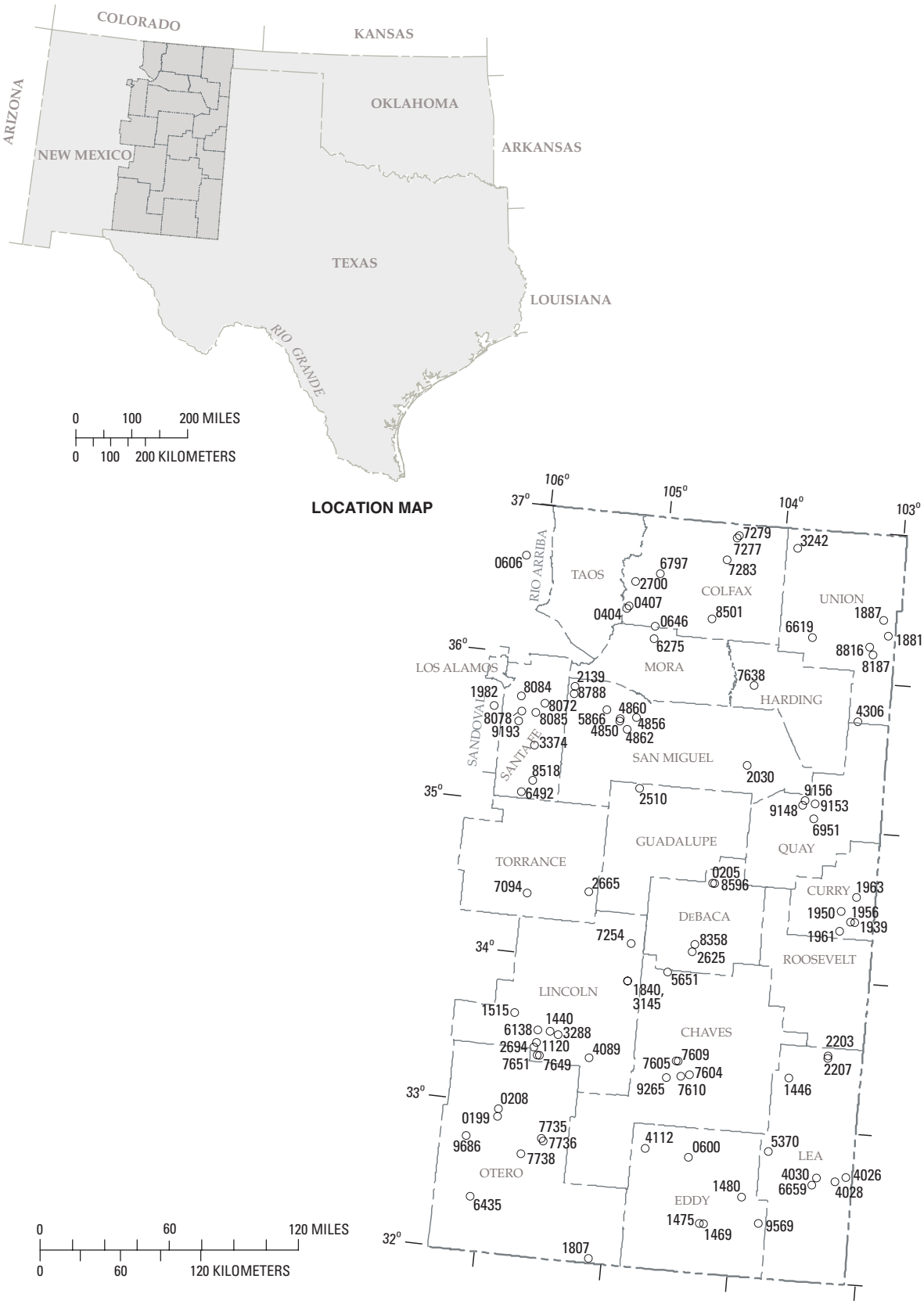

Figure 1. Locations of National Weather Service hourly rainfall stations in eastern New Mexico.

LOCATION MAP

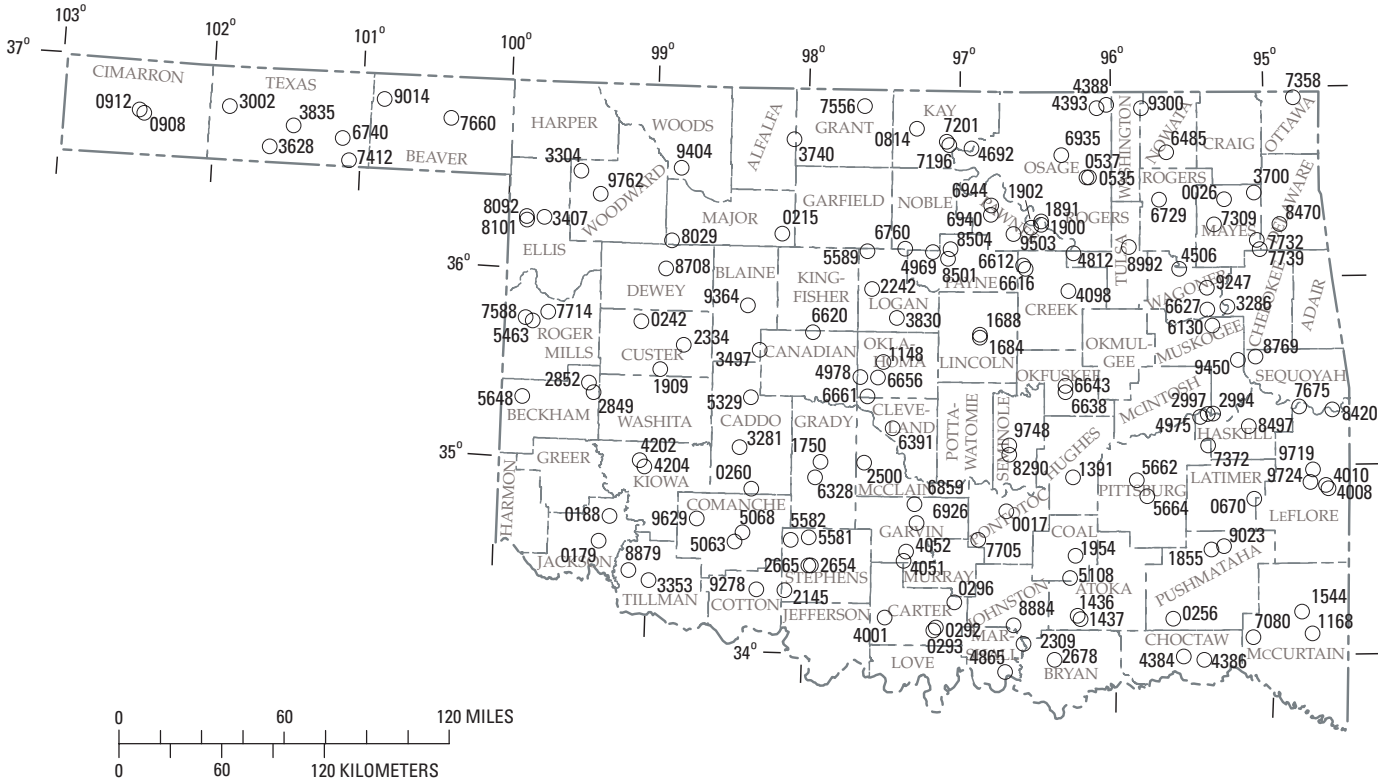

Figure 2. Locations of National Weather Service hourly rainfall stations in Oklahoma.

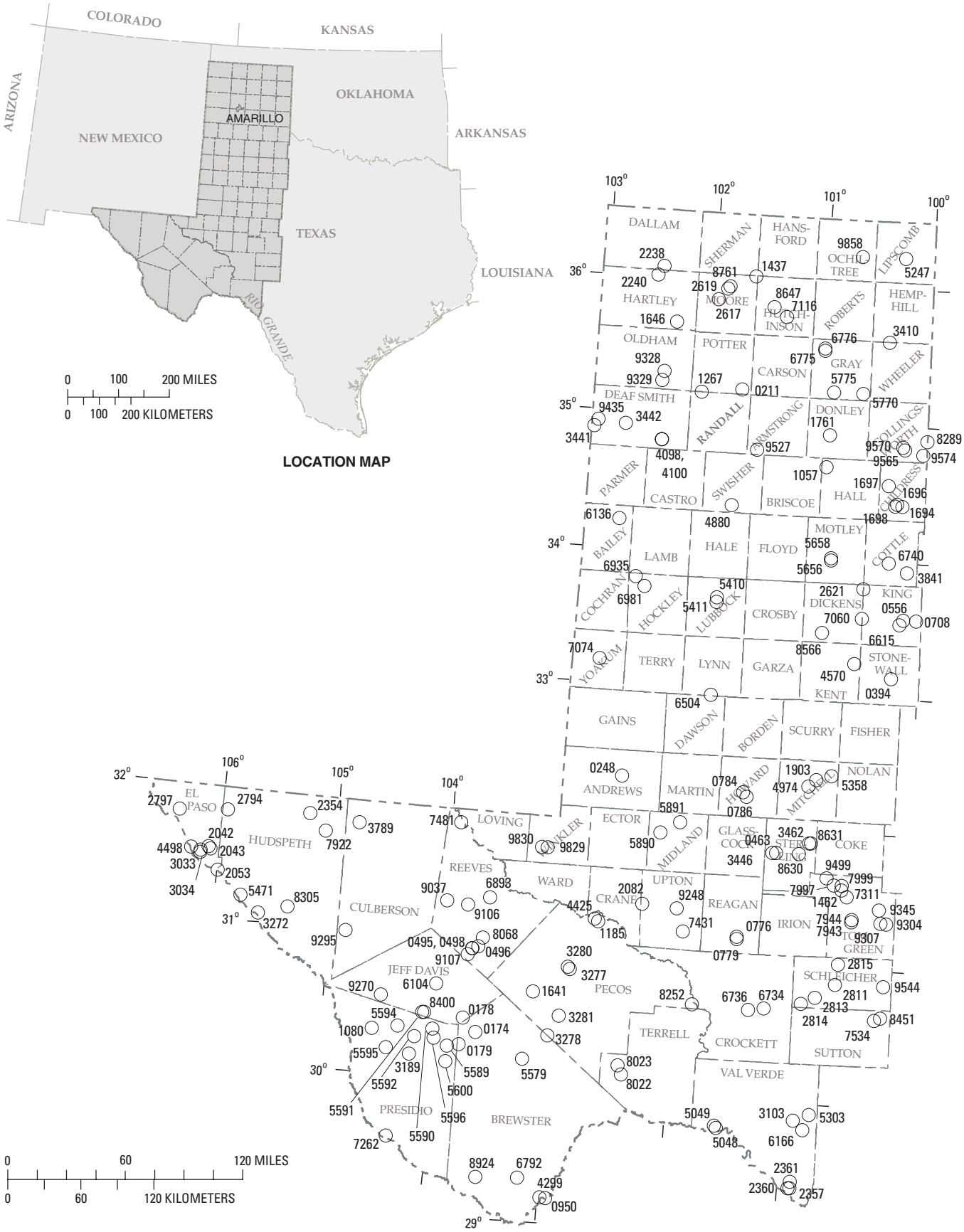

Figure 3A. Locations of National Weather Service hourly rainfall stations in western Texas.

LOCATION MAP

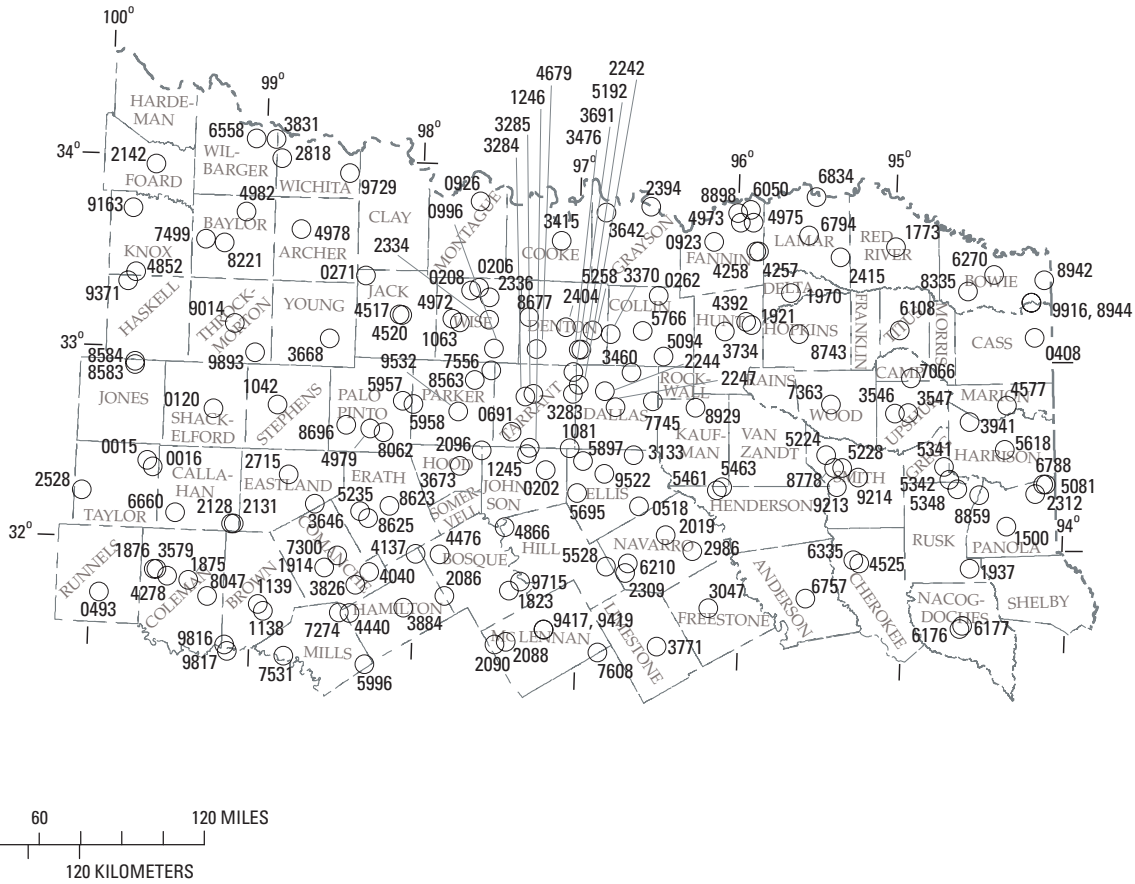

Figure 3B. Locations of National Weather Service hourly rainfall stations in northeastern Texas.

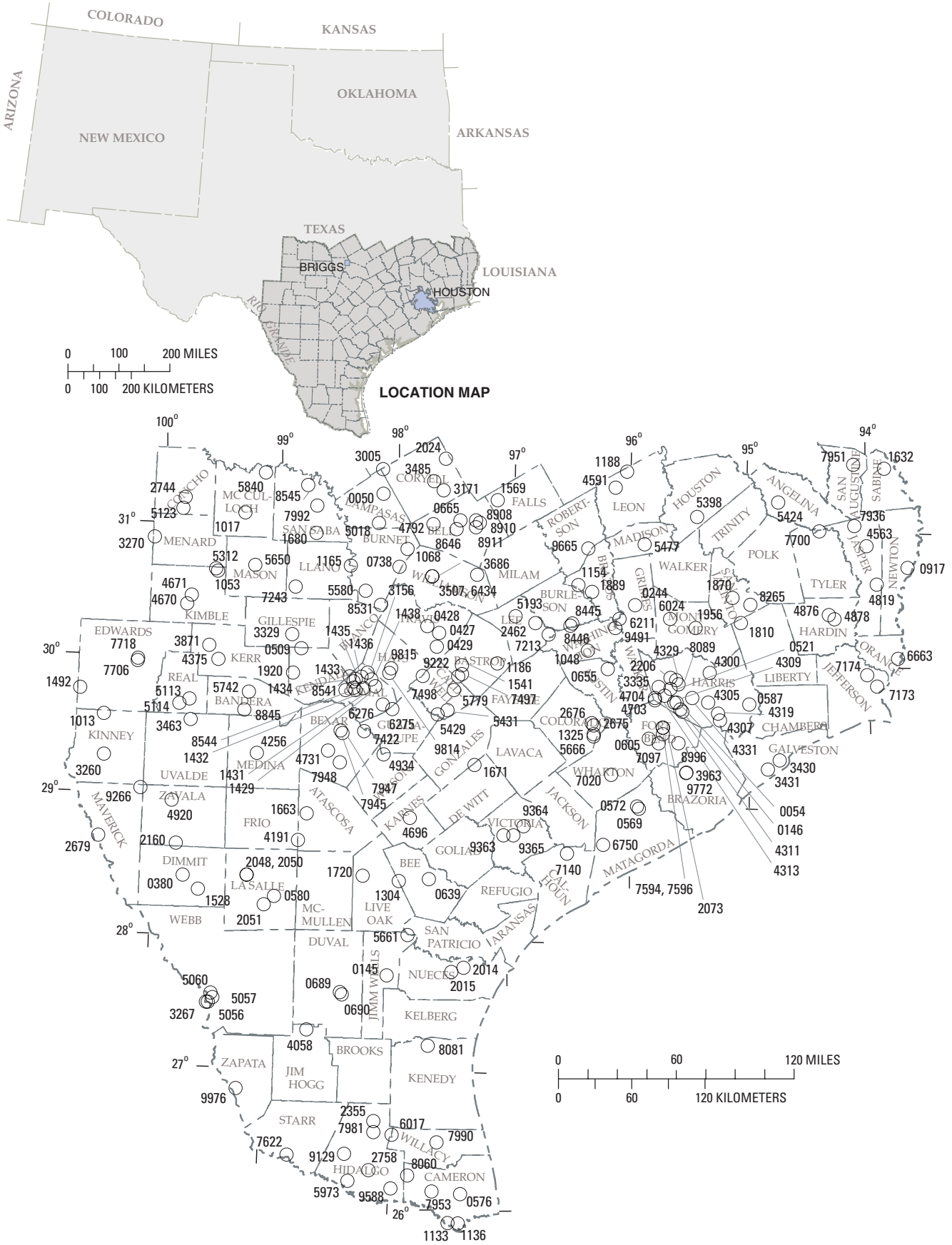

Figure 3C. Locations of National Weather Service hourly rainfall stations in southeastern Texas.

3. The processes that generated the storms throughout the record for each rainfall station do not change with time (assumption of stationarity). There are no historical changes to the frequency of storms or the distributions of depth and duration.
4. The processes that generated the storms throughout the year for each rainfall station do not change with time. Seasonal differences in storm statistics can be ignored.

The mean storm interevent time was computed as the total length of record (hours) divided by the number of observed storms minus the mean storm duration (hours). The mean storm interevent time then was converted to units of days per storm. Storm interevent time is a mean or average rate (time per storm); however for brevity, hereinafter that rate is expressed as time, although the term "interevent" implies the per-storm concept. A total of nine stations have at least one missing interevent time value: one in eastern New Mexico, one in Oklahoma, and seven in Texas. Whether there is a missing interevent time for the nine stations varies with the minimum interevent time. A missing interevent time can occur when no rainfall or only one sequence (storm) of rainfall is in the data record. An estimate of mean storm interevent time requires at least two storms in the time series.

The mean storm interevent time can be used in probabilistic models to assess the distribution of storm occurrence. The Poisson distribution is suggested to model the distribution of the number of storms in a given time period (see "Example 1: Estimation of Storm Occurrence" in the section "Example Applications"). The exponential distribution is suggested to model the distribution of the storm interevent times of successive storms.

The depth and duration of rainfall for each storm for each station were computed. Subsequently, the 1st, 2nd, 10th, 25th, 50th, 75th, 90th, 98th, and 99th percentiles of storm depth and duration were computed for each station as sample size permitted. For example, a sample size of 10 storms is insufficient to empirically estimate the 1st, 2nd, 98th, and 99th percentiles. Missing storm depth and duration percentiles are symmetrical about the 50th percentile (median). The authors identify missing percentiles rather than extrapolate into the tails of the distribution.

The nine selected percentiles characterize the empirical distribution of storm depth and duration. Examples of these two observed distributions for station 0016 Abilene Regional Airport, Tex., are shown in figure 4. The distribution, when characterized by the percentiles, is referred to in this report as the empirical distribution; the selected percentiles of the distribution also are shown in figure 4.

The observed distributions are graphed on a normal probability graph. Hourly rainfall data are reported to the nearest 0.01 inch, and duration resolution is reported to the nearest hour. The step pattern shown on the left side of the curves in figure 4 therefore occurs because of the small resolution of the data in depth and duration. L-moment statistics of the two observed distributions were computed and are annotated in the figure. L-moment statistics (Hosking, 1990; Stedinger and others, 1992; Hosking and Wallis, 1997; Gilchrist, 2000; and Dingman, 2002) are used in this paper in lieu of product or central moment statistics. L-moment statistics are mathematically described in appendix 1. L-moment statistical analysis of rainfall distributions currently (2006) is an accepted state-of-the-practice technique.

L-moments provide a useful theoretical framework because L-moments have well-documented statistical advantages over product moments. Specifically, L-moments are less sensitive to outliers in the data, show less bias, are more accurate in small samples, and do not require logarithmic or other power transformations of the data. L-moments also provide more secure inferences of distributional form than do product moments through the use of L-moment (ratio) diagrams. The primary concept is that L-moments are exact analogs of product moments; that is, the interpretations of L-moments are similar to interpretations of the mean, variability, skew, kurtosis, and higher measures. Although L-moments are analogs of product moments and have similar interpretations, they do not have numerical values similar to those of product moments, except for the mean.

The L-moments considered in this report are the mean, L-scale, coefficient of L-variation (L-CV), L-skew, L-kurtosis, and Tau5. L-CV is dimensionless and is defined as the ratio of L-scale to the mean. L-skew, L-kurtosis, and Tau5 also are dimensionless. The sample L-moments were considered missing values unless five or more storms were observed in the data record. Also, the storm duration L-moments were considered missing values if all of the storm duration values were equal, even though five or more storms were observed. This situation occurred for stations where all observed storms were recorded as 1-hour long; L-moments cannot be computed if all data values are equal.

Regionwide (eastern New Mexico) or statewide (Oklahoma and Texas) record-length, weighted-average storm depth L-moments consisting of the mean depth, L-CV, L-skew, L-kurtosis, and Tau5 are listed in table 5 (at end of report). Similarly, weighted-average mean storm interevent time and storm duration L-moments are listed in table 6 (at end of report). The L-moments listed in tables 5 and 6 are called regional L-moment statistics. For the Texas stations in tables 5 and 6, the record lengths for the 6-, 8-, and 12-hour minimum interevent time for storm duration (table 6) are less than those for storm depth (table 5) because all storm durations were equal—hence no computed L-moments—for one or more stations.

An increase in mean storm interevent time, depth, and duration with minimum interevent time is evident in tables 5 and 6. Some patterns in the L-moments are apparent, such as decreasing L-skew of the storm depth distribution with increasing minimum interevent time. Two critical characteristics of the tabulated data are (1) the regionwide or statewide mean values for the dimensionless L-moments (L-CV, L-skew, L-kurtosis, and Tau5) are all of the same general order of magnitude as minimum interevent time increases; and (2) the dimensionless

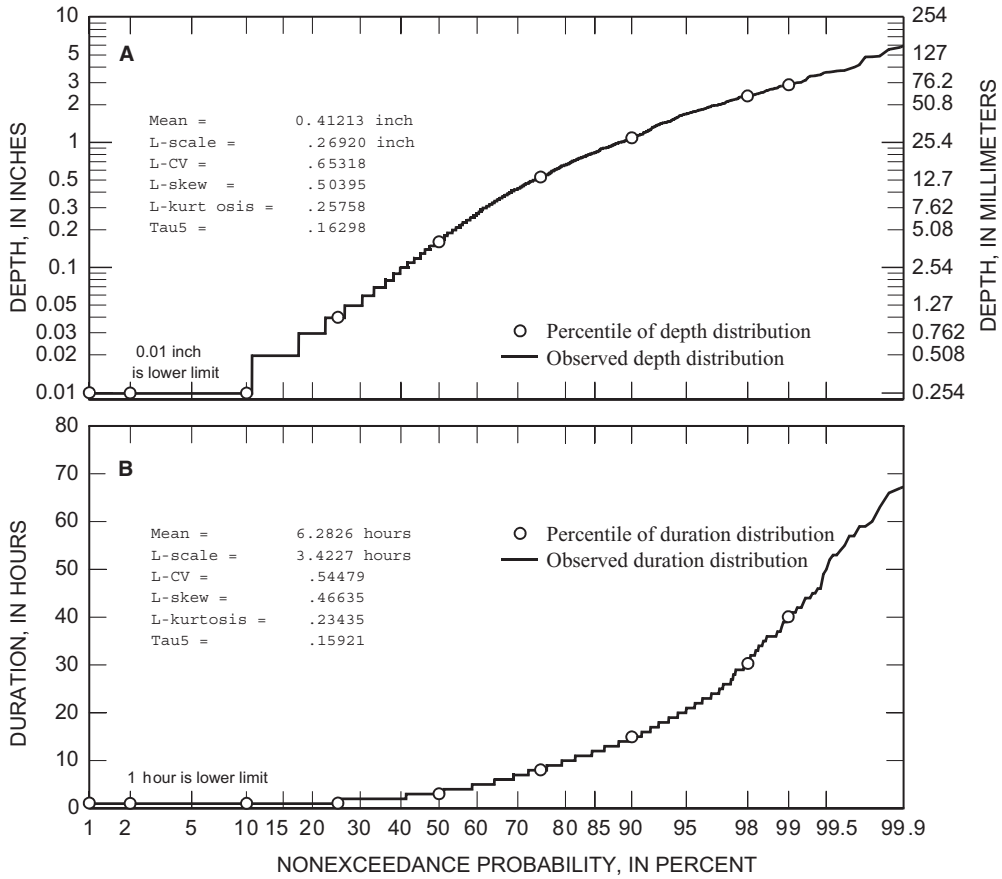

Figure 4. Empirical distributions of (A) storm depth and (B) storm duration for 3,331 storm events defined by an 8-hour minimum interevent time for station 0016 Abilene Regional Airport, Texas.

L-moments for eastern New Mexico, Oklahoma, and Texas are of the same general order of magnitude.

These characteristics are critical because they are interpreted to indicate that a single dimensionless frequency curve can be used to represent the scale (slope) and shape (curvature) of the distribution in eastern New Mexico, Oklahoma, and Texas, and only an estimate of the mean depth or duration for a given location is required to construct a continuous distribution of either storm depth or duration. Specifically, the first characteristic implies that the general appearance of a dimensionless frequency curve is relatively invariant with minimum interevent time. The second characteristic implies that the general appearance of a dimensionless frequency curve is relatively invariant with location in the study area. Dimensionless frequency curves are discussed and presented in the section "Quantile Functions of Storm Depth and Duration;" but first an analysis and discussion of appropriate forms for modeling the distributions of storm depth and duration are appropriate.

An L-moment diagram comparing L-skew and L-kurtosis of depth and duration for Texas storms defined by the 8-hour minimum interevent time is shown in figure 5. Superimposed on the diagram are the theoretical L-skew and L-kurtosis relations for six distributions. Hosking (1990), Vogel and Fennessey (1993), Hosking and Wallis (1997), and Dingman (2002) provide details of L-moment-diagram construction and interpretation. L-moment diagrams are used to evaluate the suitability of candidate distributions for modeling the distribution of data.

The curves in figure 5, with the exception of the theoretical limits of the L-moments, represent three-parameter distributions. (The one-parameter exponential distribution graphs as a single point—an asterisk in the figure.) The theoretical limits of the L-moments are $0.25(5\tau_3^2 - 1) \leq \tau_4 < 1$, where τ_3 and τ_4 are L-skew and L-kurtosis, respectively. Several observations about suitable probability distributions in which to model the storm depth and storm duration can be made. First, the trajectory of the three-parameter Pearson Type III distribution (not the log Pearson Type III distribution familiar to many engineers and hydrologists) passes near the centers of the storm depth and storm duration data-point clusters. However, the majority of the storm depths have slightly larger L-kurtosis than the Pearson Type III distribution; this is indicated in figure 5 by the majority of open circles above the Pearson Type III line. The L-kurtosis values for storm duration are more consistent with the Pearson

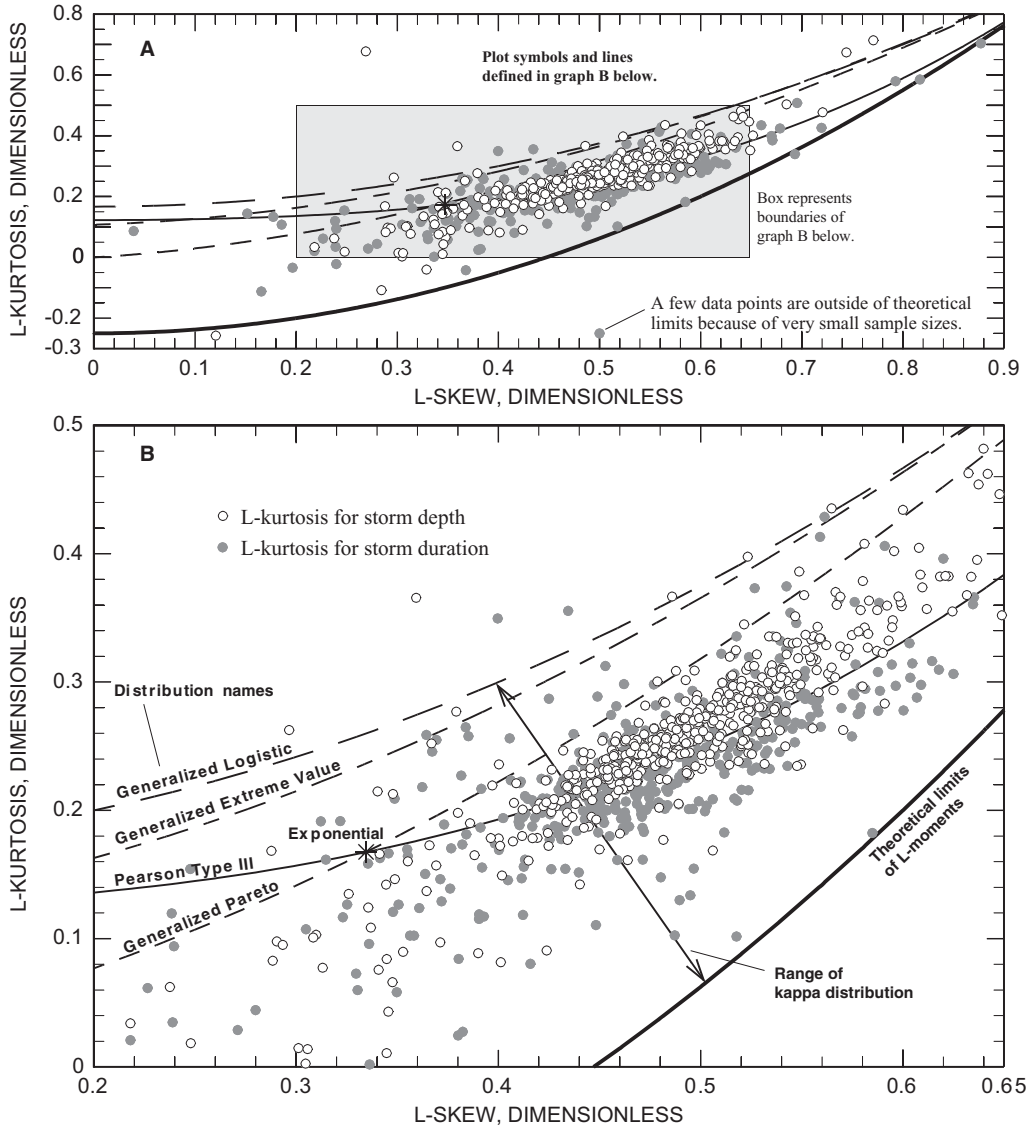

Figure 5. L-moment diagram at two scales (A and B) showing relation between L-skew and L-kurtosis of the distributions of storm depth and storm duration defined by the 8-hour minimum interevent time and theoretical relations for selected probability distributions.

Type III distribution than are the L-kurtosis values for storm depth. The distribution of storm duration, in other words, is more Pearson Type III-like than the distribution of storm depth.

The range of the four-parameter kappa distribution also is shown in figure 5. The kappa distribution can accommodate any L-skew and L-kurtosis combination between the theoretical L-moment limits and the generalized logistic distribution. Thus, the kappa distribution can acquire a wide range of values and in general fits the L-skew and L-kurtosis of the site-specific samples of storm depth and duration.

Adams and Papa (2000) use the exponential distribution to model the frequency of storm interevent time, depth, and duration to develop closed-form solutions for various operational characteristics of small-watershed BMPs. Wanielista and Yousef (1993, p. 52 and 221) suggest, and provide citations stating, that the one-parameter exponential or two-parameter gamma distributions can be used to model the distributions of storm depth and duration. Clarke (1998, p. 56) suggests the gamma distribution for modeling the distribution of daily rainfall.

The gamma distribution is a special case of the Pearson Type III distribution with positive L-skew (Stedinger and others, 1992, p. 18.19) and the location parameter of the Pearson Type III distribution set to zero. The L-kurtosis and L-skew values of the gamma distribution follow the curve for the Pearson Type III distribution. However, because the gamma distribution is a special case of the Pearson Type III

distribution, the gamma distribution is not actually fit to the L-skew of the data as a third parameter is not available.

The U.S. Environmental Protection Agency (1986) uses the gamma distribution to approximate the distributions of storm interevent time, depth, and duration. The exponential and gamma distributions are readily implemented. However, on the basis of the relations shown in figure 5, the authors suggest that the Pearson Type III and kappa distributions would be more representative models than the exponential or gamma distributions with a modest increase in analytical complexity. Furthermore, because the kappa distribution has an additional parameter, can fit the L-kurtosis of the data, can mimic the Pearson Type III, and is expressible as a quantile function (see next section), the kappa distribution is preferred by the authors for the distributions of storm depth and duration.

Quantile Functions of Storm Depth and Duration

The exponential, gamma, and kappa distributions are considered for modeling the distribution of storm depth and duration in this report. Both the simpler exponential and gamma distributions have precedence in analytical solutions to BMP function. In terms of quality of distribution fit, the analysis in the previous section indicates that the kappa distribution is preferable. The authors consider all three distributions and compute the parameters of the gamma and kappa distributions to facilitate use of this report.

A quantile function, which is the inverse of a cumulative distribution function, or frequency curve for a random variable X (either storm depth or duration) can be written as

$$X(F) = \mu \times x(F), \tag{1}$$

where $X(F)$ is the variable for nonexceedance probability, F; μ is the arithmetic mean (first L-moment) of the variable; and $x(F)$ is the dimensionless quantile function (a dimensionless frequency curve). The dimensionless frequency curve represents constant multipliers or frequency factors, which are applicable to mean storm depth. Uncertainty in the distribution of the variable $X(F)$ is assessed through uncertainty in the mean (μ). Uncertainty in the estimation of the mean is described in the section "Maps of Mean Storm Interevent Time, Depth, and Duration."

A dimensionless frequency curve is fit to the data using the method of L-moments by setting the mean equal to unity and L-scale equal to the L-CV. The higher L-moments (L-skew, L-kurtosis, Tau5) remain unchanged. (In terms of the product moments, a dimensionless distribution is fit to the data by setting the mean to unity, the standard deviation equal to the coefficient of variation, and all other moments are unchanged.) This technique for dimension removal is useful in statistical hydrology (Hosking and Wallis, 1997, and references therein).

The quantile function of a dimensionless exponential distribution is

$$x(F) = -\ln(1 - F), \tag{2}$$

where $x(F)$ is the dimensionless frequency curve for nonexceedance probability, F. There is no parameter to estimate. The L-CV of the dimensionless distribution is 0.5 (Hosking, 1990, p. 112). Values for L-CV for storm depth and duration are all greater than 0.5 in tables 5 and 6. As previously discussed, the exponential distribution is extensively used by Adams and Papa (2000) in a BMP design context. The exponential distribution is discussed by Ross (1994, p. 223–230), Evans and others (2000, p. 77–81), and Bhat and Miller (2002, p. 205).

The cumulative distribution function of the dimensionless gamma distribution is

$$F(x) = \frac{\beta^{-\theta}}{\Gamma(\theta)} \int_0^x t^{\theta - 1} e^{-t/\beta} dt, \tag{3}$$

where $F(x)$ is the nonexceedance probability, cumulative percentage, for dimensionless value x (see eq. 1); θ and β are parameters; and $\Gamma(\theta)$ is the gamma function for θ. There is no explicit solution for x in terms of F. The parameters can be computed using the mean and L-CV. Hosking (1996) provides algorithms, with the mean of the distribution computed as

$$\mu = \theta\beta, \tag{4}$$

and the L-CV (L-scale divided by mean, or λ_2/μ) of the distribution computed as

$$\text{L-CV} = \frac{\beta\Gamma(\theta + 0.5)}{\sqrt{\pi} \times \Gamma(\theta) \times \mu}. \tag{5}$$

Because the gamma distribution is dimensionless in the context here, the following conditions apply: $\theta\beta = 1$ and $\text{L-CV} = [\beta\Gamma(\theta + 0.5)]/[\sqrt{\pi} \times \Gamma(\theta)]$.

Properties of the gamma distribution are listed in Evans and others (2000, p. 98–105). This distribution in the context of atmospheric statistics and rainfall is described in Wilks (1995, p. 86–93) and in the context of rainfall stochastics in Clarke (1998). Use of the gamma distribution in the context of estimation of BMP function has precedent (U.S. Environmental Protection Agency, 1986). Although much of their work is based on the exponential distribution, Adams and Papa (2000, p. 72–73) also describe the gamma distribution.

The quantile function of the dimensionless kappa distribution (Hosking, 1994) is

$$x(F) = \xi + \frac{\alpha}{\kappa}\left[1 - \left(\frac{1 - F^h}{h}\right)^{\kappa}\right], \tag{6}$$

where $x(F)$ is the value for a nonexceedance probability, F; and ξ, α, κ, and h are parameters. The four parameters can be computed using the mean (set to unity), L-CV, L-skew, and L-kurtosis. However, kappa parameter estimation is not

manually tractable. Hosking and Wallis (1997, p. 202–204) report that there are "no simple expressions for the parameters [of the kappa] in terms of the L-moments." Newton-Raphson iteration can be used for parameter estimation and is described by Hosking (1996).

For rapid implementation of the results of this report, the parameters for both gamma and kappa distributions, which correspond to the L-moments of storm depth and duration (mean set to unity and L-scale set to L-CV) listed in tables 5 and 6, respectively, have been computed. The parameters for gamma and kappa distributions of dimensionless storm depth frequency curves are listed in table 7 (at end of report), and similarly, the parameters of dimensionless storm duration frequency curves are listed in table 8 (at end of report).

The quantile function of the storm depth or duration is restored to the dimensionless frequency curves of storm depth or duration by multiplying a mean for storm depth or duration according to equation 1. For example, from equation 6 the 90th percentile of dimensionless storm duration in Texas for a kappa distribution model using the 18-hour minimum interevent time (parameters from table 8) is

$$x(0.90) = -2.073 + \frac{2.224}{0.0896}\left[1 - \left(\frac{1 - 0.90^{2.794}}{2.794}\right)^{0.0896}\right] \text{ or}$$

$$x(0.90) = 2.72 .$$

Thus, the 90th-percentile storm duration for a particular location in Texas is 2.72 times the mean storm duration. For this report, the mean storm duration for the 18-hour minimum interevent time for a location preferably is estimated using the mean for a county.

From the previous section, dimensionless frequency curves of both storm depth and duration are relatively insensitive to minimum interevent time and to location in the study area. This conclusion is based on the fact that, because the dimensionless L-moments (L-CV, L-skew, L-kurtosis, and Tau5) in tables 5 and 6 are similar, the parameter estimates for the dimensionless distributions in tables 7 and 8 for storm depth and duration, respectively, also are similar.

To illustrate the distribution similarity for the selected minimum interevent times, the dimensionless kappa distribution frequency curves from tables 7 and 8 for storm depth and duration are graphed in figure 6. The curves for storm depth (fig. 6A) are similar as expected. Likewise, the curves for storm duration (fig. 6B) also are similar. In both graphs, the largest intercurve differences are on the left side of the distribution; however, use of a base-10 log scale for the ordinate accentuates the differences. To illustrate the spatial insensitivity of the dimensionless frequency curves, the storm depth and storm duration curves for the 24-hour minimum interevent time for eastern New Mexico, Oklahoma, and Texas are shown in figure 7. It is evident from the figure that the curves for storm depth (gray lines) and storm duration (black lines) are fairly similar. Further, the shape of the depth and duration curves are comparable, although there is no apparent reason to expect such similarity between dimensionless storm depth and storm duration distributions.

A comparison of exponential, gamma, and kappa distributions of storm depth for 24-hour minimum interevent time for Texas indicates the differences between the distributions. There is no parameter of the dimensionless exponential distribution. The exponential and gamma distributions have precedence as models of storm depth and storm duration distributions in BMP design. The quantile function of a dimensionless exponential distribution is defined in equation 2. The cumulative distribution function of the dimensionless gamma distribution (parameters from table 7) is

$$F(x) = \frac{1.579^{-0.6333}}{\Gamma(0.6333)}\int_0^x t^{0.6333-1} e^{-t/1.579} dt . \qquad (7)$$

The quantile function of the dimensionless kappa distribution (parameters from table 7) is

$$x(F) = -0.5790 + \frac{1.115}{-0.1359}\left[1 - \left(\frac{1 - F^{1.747}}{1.747}\right)^{-0.1359}\right]. \qquad (8)$$

These three distributions are shown in figure 8. In figure 8A, the distributions are graphed with a linear y-axis scale; whereas in figure 8B, the distributions are graphed with a base-10 log y-axis scale. The kappa distribution bends upward more steeply than the other distributions (see right side of fig. 8A); this demonstrates that the kappa distribution is capable of producing larger "outliers" of storm depth, which are likely in rainfall data. The exponential distribution is the flattest of the three distributions. The flattening of the kappa distribution on the left side (fig. 8B) shows that the kappa distribution has a lower limit of about 0.09. Thus, if the mean storm depth is about 0.5 inch, the lower limit is 0.045 inch (0.09×0.5). The lower limit of the exponential and gamma distributions is zero. The resolution of the hourly rainfall data is 0.01 inch; therefore, the minimum storm depth recorded in the database is 0.01 inch. The left-tail differences (nonexceedance probability less than about 0.05) between the distributions become substantial; the choice of distribution thus becomes more problem-specific.

The association between storm depth and storm duration is important. An example of the association for station 0016 Abilene Regional Airport, Tex., is shown in figure 9. Clearly, the larger storm depths are associated with storms of longer duration. However, no discernible relation between depth and duration is evident for durations between 1 and about 20 hours, and there is considerable variability in depth for a given duration. Similar assessments were made for a geographically disperse subset of stations (results not reported here).

The proportional association between large storm depths and durations implies that storm depth and duration are weakly dependent random variables. Thus, conditional probability theory—depth is conditional to duration—is required when analyzing the joint probability of storm depth and duration. However, Adams and Papa (2000, p. 120–121, and references therein) comment extensively on the dependence of storm depth and duration in the context of small-watershed drainage-design

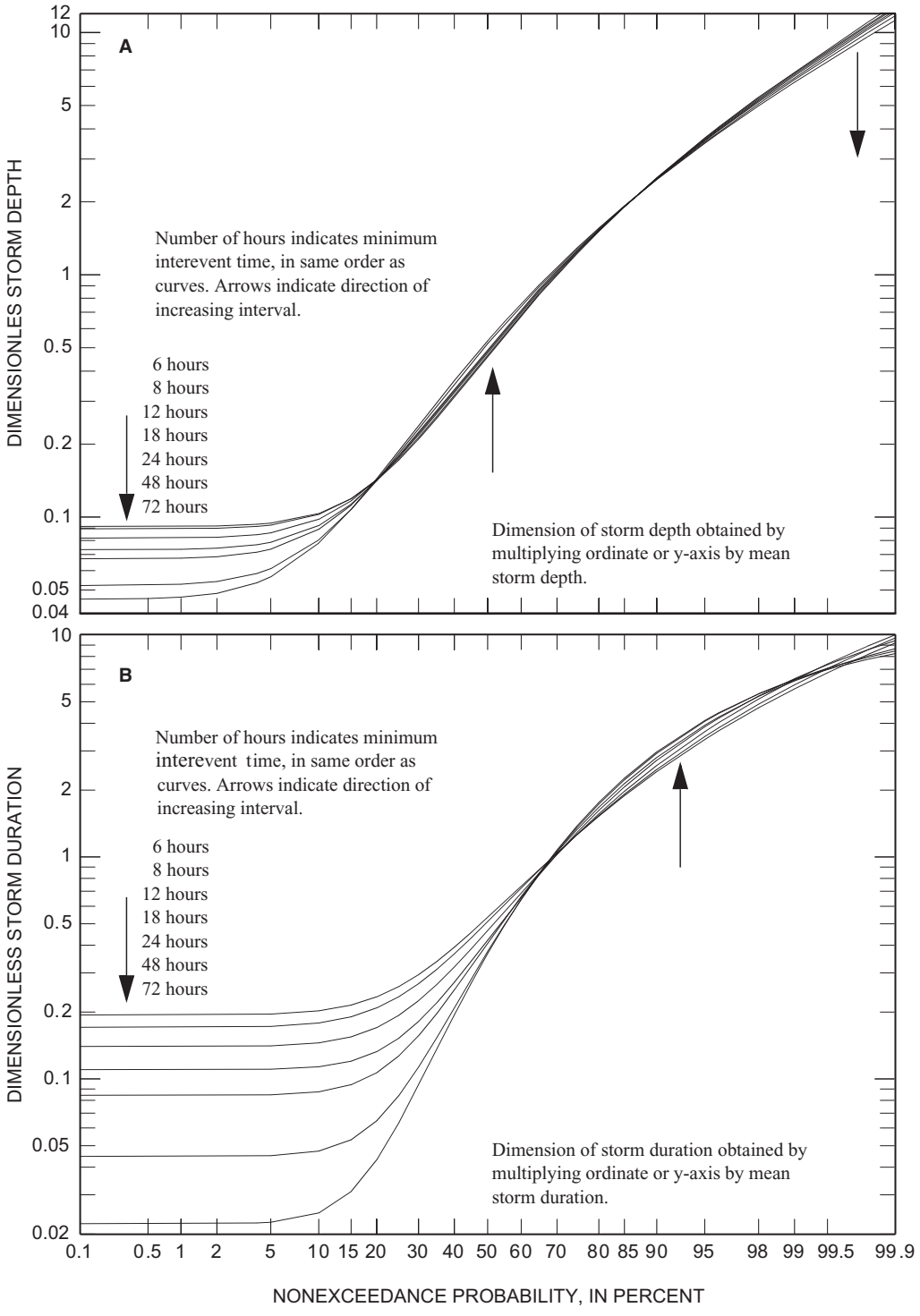

Figure 6. Dimensionless kappa distribution frequency curves for (A) storm depth and (B) storm duration for the selected minimum interevent times in Texas.

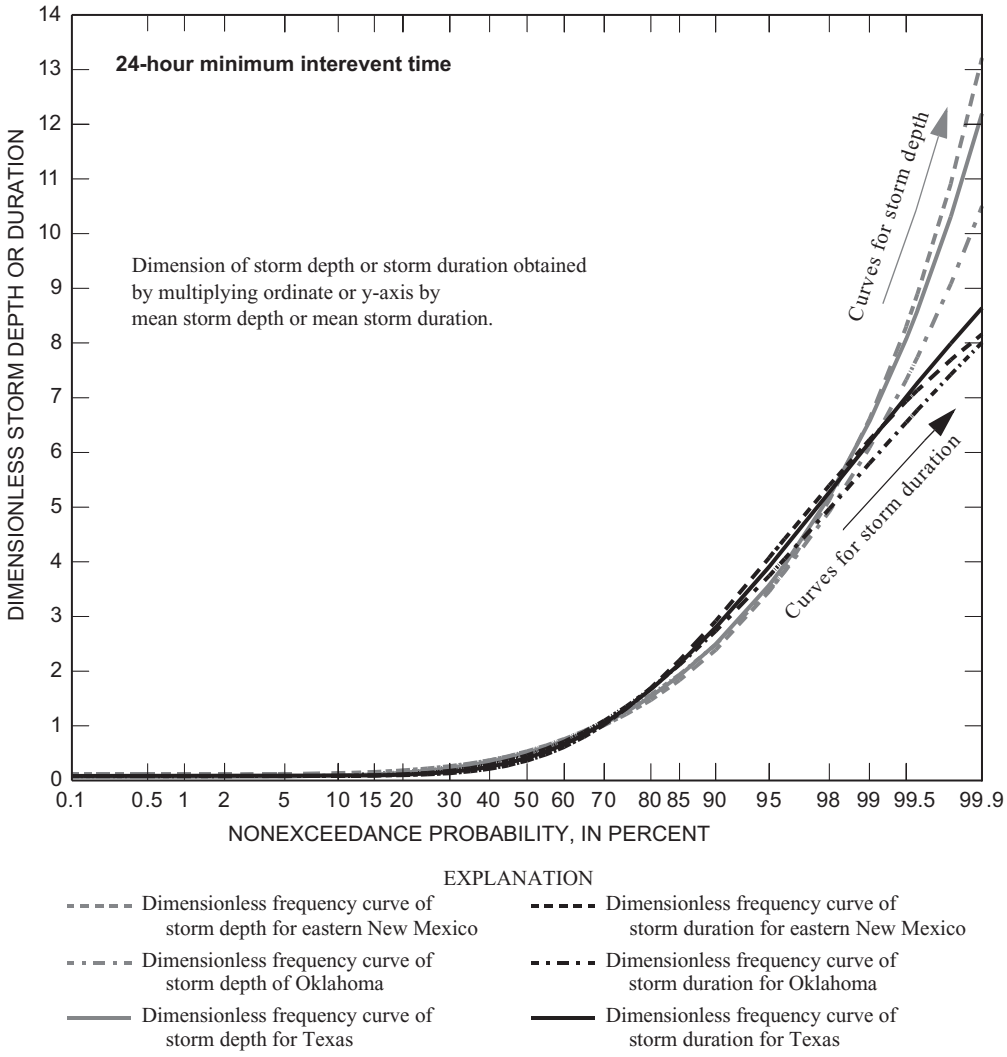

Figure 7. Dimensionless kappa distribution frequency curves for storm depth and storm duration for 24-hour minimum interevent time for eastern New Mexico, Oklahoma, and Texas.

practices including BMPs. For many applications, such as the example applications in this report, it often is assumed that the distributions of storm depth and duration are independent. No further analysis of the relation between storm depth and duration is provided in this report.

Statistical Characteristics of Storm Interevent Time, Depth, and Duration

Twenty-one maps show mean storm interevent time, mean storm depth, and mean storm duration by county for the study area. For each of the three statistics, there is one map for each of the seven minimum interevent times. Important summary and diagnostic statistics for the maps also are tabulated. Nine tables (three each for eastern New Mexico, Oklahoma, and Texas) list the three statistics by county for the seven minimum mean interevent times. However, before introduction of the maps and tables, a description of the regionalization approach is informative. Regional analysis is important because storm statistics are highly variable in space and time; many rainfall stations have short records, which implies more error for estimates of site-specific rainfall statistics. The regional analysis provides a method to estimate more reliable statistics.

Regionalization of Storm Statistics

Regionalization in this report is a two-step process. First, a spatial analysis, or neighborhood smoothing, of the mean storm statistics for a particular minimum interevent time, such as the mean storm depth for storms defined by the 8-hour minimum

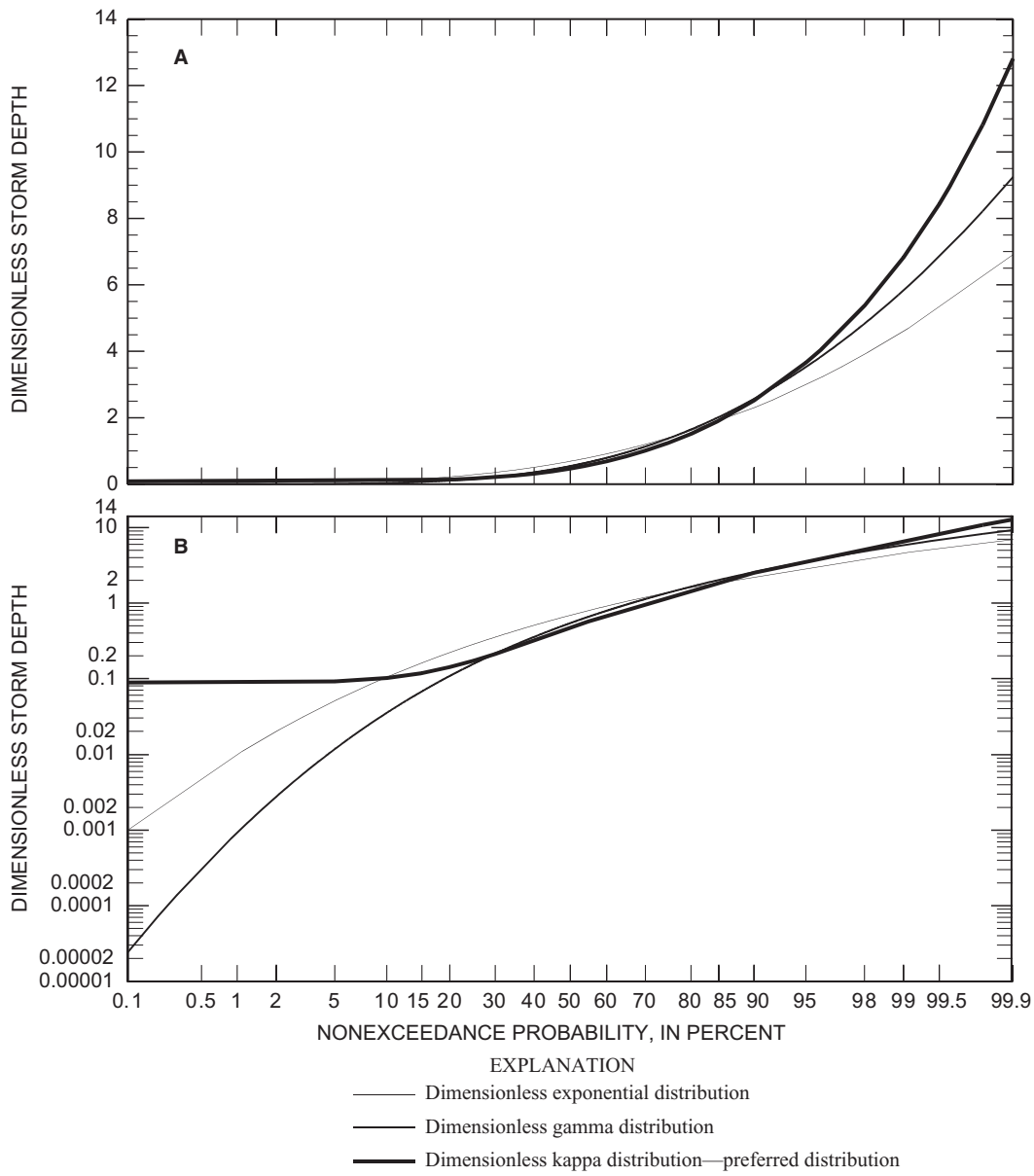

Figure 8. Dimensionless exponential gamma and kappa distributions of storm depth for 24-hour minimum interevent time in Texas, graphed with (A) a linear y-axis scale and (B) a base-10 log y-axis scale.

interevent time, is done for each station in the study area. Second, geostatistical analysis of the smoothed statistics for the stations is done to produce a continuously varying map of the statistic. The map is used to estimate countywide means for the mean storm interevent time, mean storm depth, and mean storm duration.

Neighborhood smoothing is the process by which a particular statistic at a particular station is combined, or pooled together, with the statistics at surrounding stations to develop a more reliable estimate of the statistic for each particular station than can be derived from the data for the station alone. In other words, the neighborhood of m stations surrounding a particular station contains more information—more hours of record—about the characteristics of rainfall in that area than the particular station.

Neighborhood smoothing for each station consisted of computing the smoothed statistic through a weighted average of the statistic for the station and the statistics for the four nearest stations. Five stations thus constitute the neighborhood. Record length, as measured by the total number of hours of rainfall record, provided the weights. Occasionally a value for a particular statistic, such as the mean storm duration, was missing for one or more of the neighboring stations. When that occurred, the station with a missing value was dropped from the

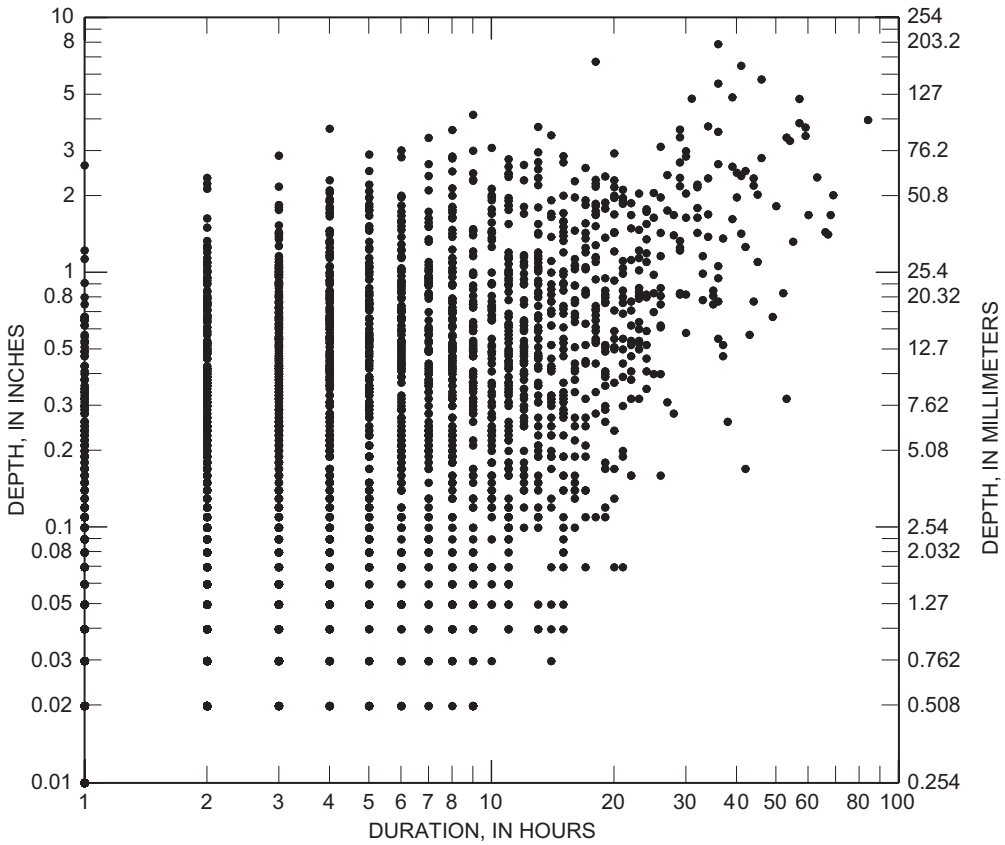

Figure 9. Storm depth and storm duration for 3,331 storm events defined by an 8-hour minimum interevent time for station 0016 Abilene Regional Airport, Texas.

neighborhood; no additional stations were sought. Thus, the number of stations in the neighborhood was reduced by the number of stations with missing values. No cases occurred in which an entire neighborhood had missing values; the minimum number of stations in a neighborhood was two.

Smoothing reduces the point-to-point variability of a particular statistic through the incorporation of record length and facilitates more reliable regionalization of the statistic. Smoothing is considered necessary because of large differences in record lengths. The authors' decision not to remove stations from the regional analysis because of short record length resulted in a trade-off: Additional spatial information was gained at the expense of increased station-to-station variability.

After smoothing, regionalization of storm statistics included geostatistical-based mapping using the method of kriging (Isaaks and Srivastava, 1989). Kriging was done using a spherical model of the semivariogram. That semivariogram model was selected on the basis of intermediate spatial analysis (not presented here) as part of the kriging operation in an integrated software system (Environmental Systems Research Institute, Inc., 2002). The semivariogram was automatically fitted by the software. The fit was verified through the graphical interface provided by the integrated software system. Other semivariogram models were evaluated in the intermediate analysis; most of the maps are relatively insensitive to the choice of semivariogram model. The neighborhood for the kriging operation used a search radius of 12 stations in conjunction with a circular search method. The output cell size for the kriging operation was 4,799.55 meters, which translates to a 263-row by 251-column orthogonal grid encompassing the study area. The grid then was clipped to the external boundaries of the study area to form a grid map.

Subsequent to regionalization of the storm statistics, the grid maps of the storm statistics were evaluated through computation of selected summary and diagnostic statistics. The evaluation documents the error of the grid maps to facilitate assessment of the uncertainty in the storm statistic regionalization.

The summary and diagnostic statistics for each grid map were computed. These statistics are weighted values based on record length. Summary statistics include the number of stations without missing values for each minimum interevent time, the mean of a particular storm statistic (mean storm interevent time, mean storm depth, and mean storm duration) for the study area, and the weighted standard deviation (wSD) of the particular statistic for the study area. Diagnostic statistics computed are weighted mean bias of the grid map, root-weighted-mean-square error (RwMSE) of the grid map, and the percentage difference between wSD and RwMSE of the grid map. The

mean bias is the weighted average of the station residuals. A residual is defined as the value of the observed statistic at each station minus the statistic predicted by the grid map. The mean biases are expected to be about zero. The RwMSE is the square root of the mean square difference of the observed statistic minus the statistic predicted using the grid map. Percentage difference is defined as 100×(RwMSE-wSD)/wSD. Negative percentage difference implies that the grid map provides a more accurate estimate of a particular statistic than the weighted mean of the statistic for the study area.

Another component of the evaluation was an analysis of the spatial variation of the station residuals. The residuals should have little or no spatial dependency; for example, a residual map of the study area should show no systematic change from one side to another. The results of the residual analysis for the statistics (not reported here) indicated essentially no spatial dependency.

Finally, to provide consistency between graphical and tabular presentation of results, the means of storm interevent time, depth, and duration were computed using the grid map of each statistic and the spatial extent of each county. These means were used to produce the maps and associated tables described in the next two sections.

Maps of Mean Storm Interevent Time, Depth, and Duration

Maps depicting mean storm interevent times by county for each of the seven minimum interevent times are presented in figures 10–16. Maps depicting ranges of mean storm depth by county and mean storm duration by county are presented in figures 17–23 and figures 24–30, respectively.

Summary statistics and diagnostic statistics for each map are important. These statistics for the mean storm interevent time maps are listed in table 9 (at end of report). The summary statistics and diagnostic statistics for the storm depth and storm duration maps are listed in tables 10 and 11 (at end of report), respectively. The mean biases are approximately zero, as expected.

Comparison of the percentage differences between wSD and RwMSE in tables 9–11 shows that the differences are largest for mean storm depth and smallest for mean storm interevent time, which indicates that the mean storm depth maps explain relatively more variability in storm depth across the study area than the mean storm interevent time maps or mean storm duration maps. Hence, relatively less uncertainty is associated with the storm depth maps than with the maps of the other two statistics.

The mean storm interevent time maps (figs. 10–16) show considerable east-to-west difference in the length of time between successive storms for a given minimum interevent time. Storms are most frequent in eastern Texas and least frequent in far western Texas. Storms along the Rio Grande in an easterly direction from about 101° longitude are less frequent than the east-west location of that segment of the Rio Grande might indicate. A region of relatively more frequent storms is in the northeastern Texas Panhandle. Storms also are relatively more frequent along the northwestern side of the eastern New Mexico region. In general, similar patterns are evident among the storm interevent time maps as minimum interevent time changes.

From the storm depth maps (figs. 17–23), there is a clear tendency for smaller storm depths to occur in the western part of the study area. The changes in storm depth are influenced far more by east-west location than north-south location. A notable exception is that changes in storm depth in southern Texas (east-west along the Rio Grande) are relatively smaller than east-west changes across other parts of the study area. Another observation about the storm depth maps is that the patterns vary more smoothly than the patterns for the storm interevent time or storm duration maps; this is consistent with the greater percentage difference between wSD and RwMSE (table 10) for the storm depth maps. In general, similar patterns among the storm depth maps is evident as minimum interevent time changes.

The storm duration maps (figs. 24–30) show a tendency for the shortest-duration storms to be in western Texas; however, much more variation is in the storm duration maps than in the storm depth maps. In general, similar patterns among the storm duration maps is evident as minimum interevent time changes; however, as the minimum interevent time exceeds about 8 hours, the region of highest mean storm duration becomes more spatially restricted to the southeastern corner of Texas. A region of locally large storm duration is centered about on Hays County, Tex. (30° latitude and 98° longitude); this region of large storm duration persists with changing minimum interevent times. Asquith (1998, figs. 33–37) indicates that the scale parameter (an expression of variability) of the generalized extreme-value distribution for rainfall annual maxima for durations of 1 to 7 days shows a region of locally increased value in Central Texas. The two local regions—that of large storm duration in this report and of increased scale parameter in Asquith (1998)—are approximately coincident.

Tables of Mean Storm Interevent Time, Depth, and Duration

Tabulated mean storm depth and duration could be used with the dimensionless frequency curves discussed in the section “Quantile Functions of Storm Depth and Duration” in this report. The mean storm interevent time, depth, and duration by county for eastern New Mexico are listed in tables 12, 13, and 14 (at end of report), respectively; for Oklahoma in tables 15, 16, and 17 (at end of report), respectively; and for Texas in tables 18, 19, and 20 (at end of report), respectively. Because of the large database analyzed, the regionalization of storm statistics as represented by the dimensionless kappa distribution of storm depth and duration (table 7) and the tables of mean storm interevent time, depth, and duration (tables 12–20) are preferable to other methods described here for statistical characterization of storms in eastern New Mexico, Oklahoma, and Texas.

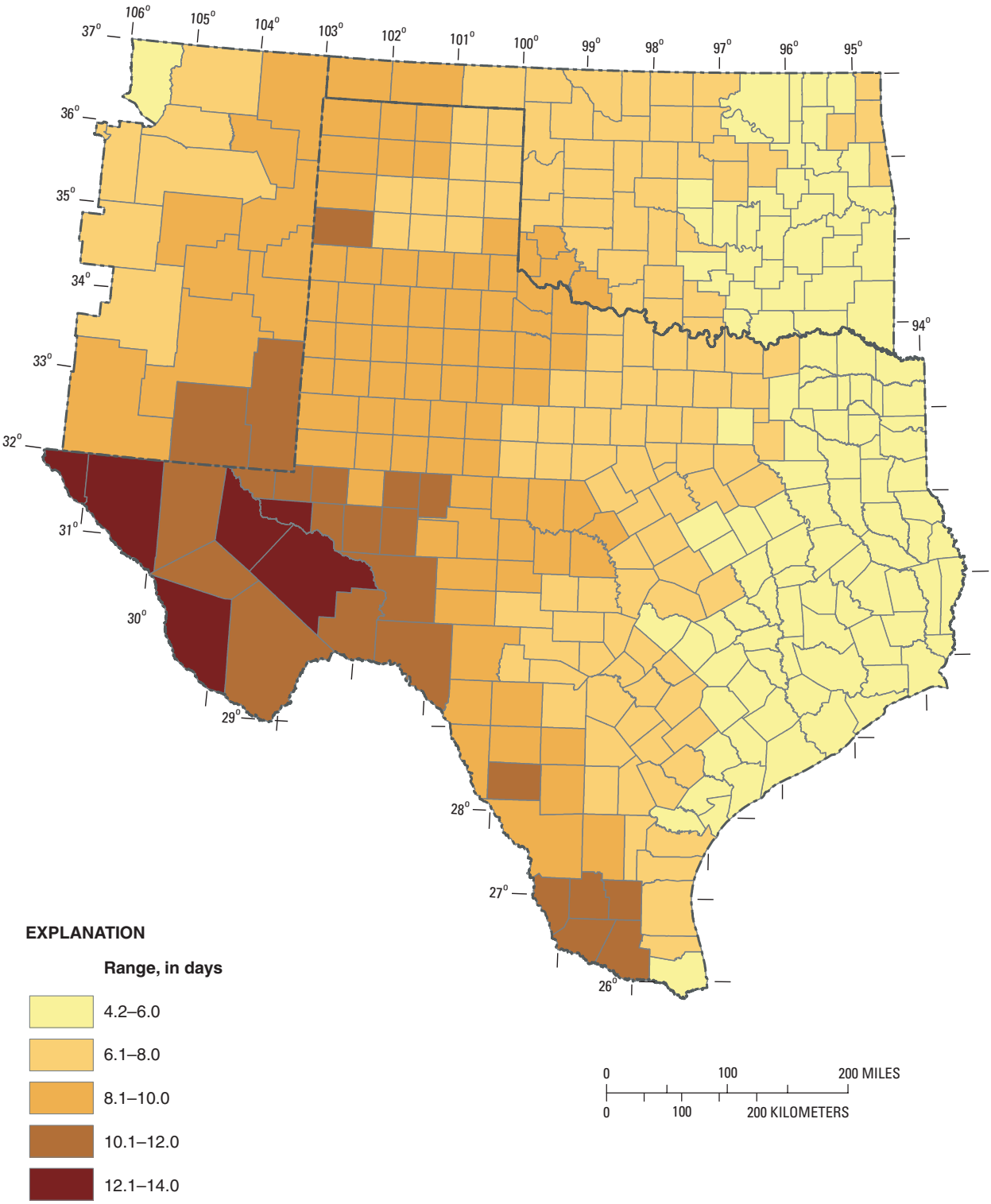

Figure 10. Mean storm interevent time defined by 6-hour minimum interevent time in eastern New Mexico, Oklahoma, and Texas.

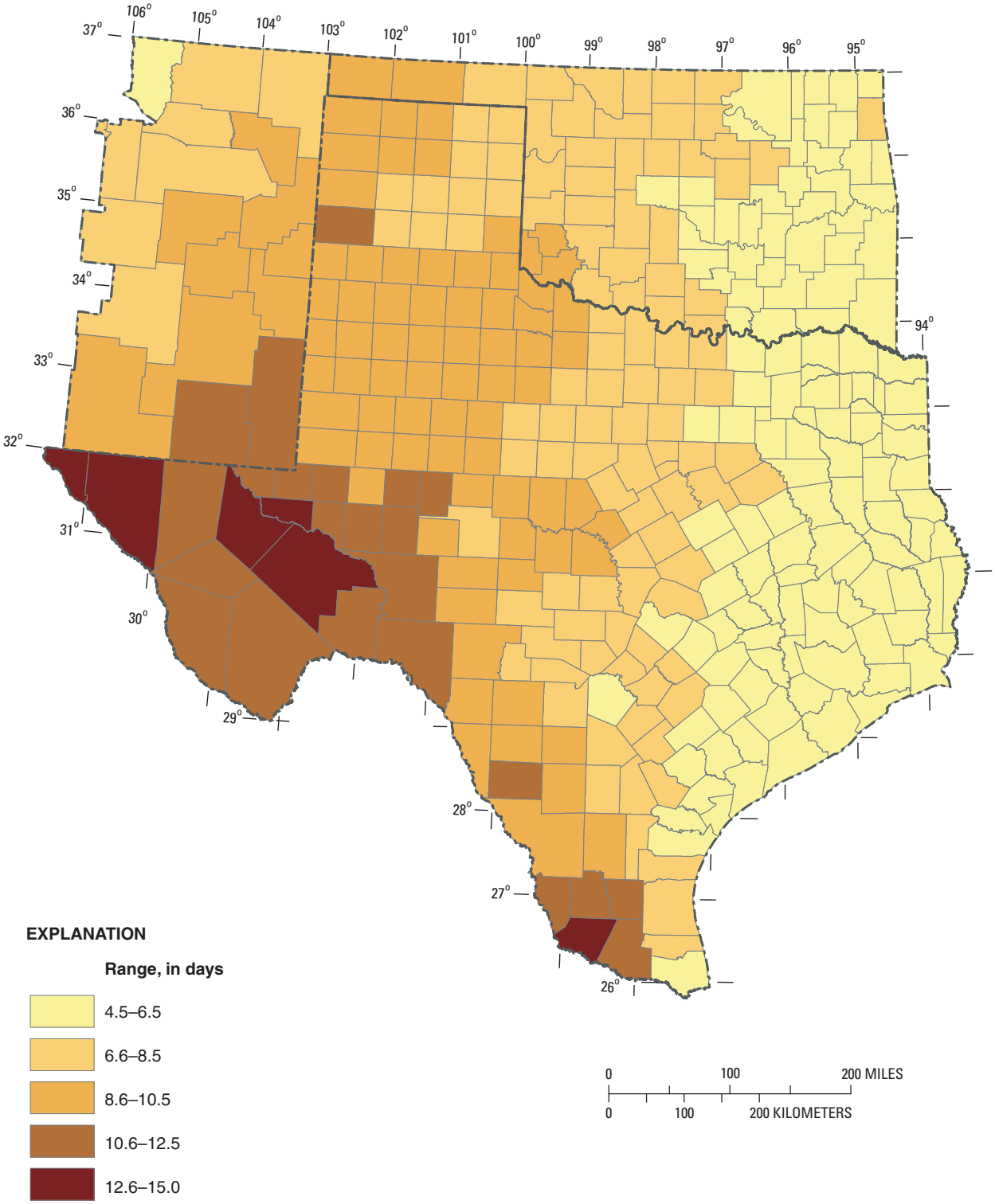

Figure 11. Mean storm interevent time defined by 8-hour minimum interevent time in eastern New Mexico, Oklahoma, and Texas.

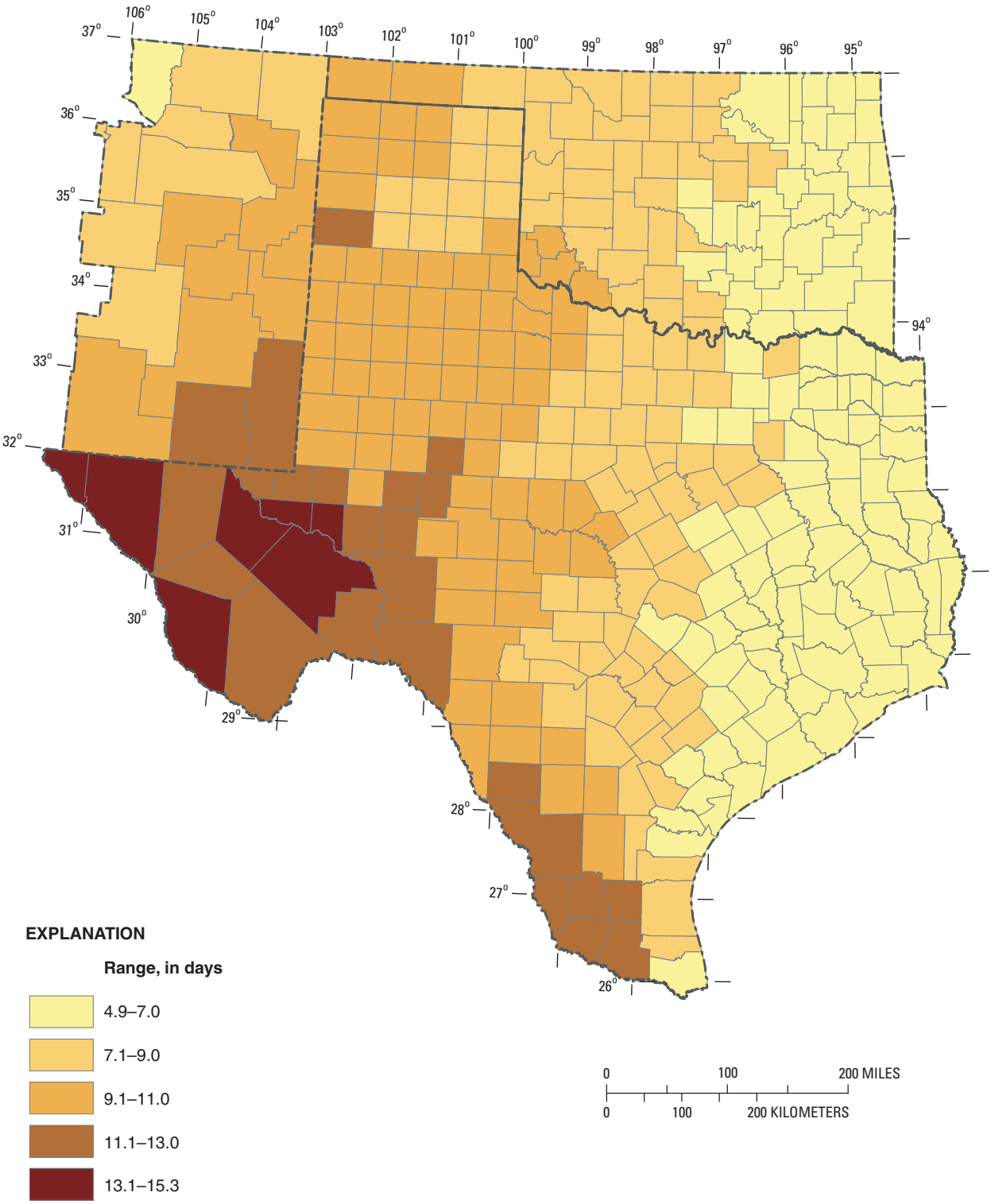

Figure 12. Mean storm interevent time defined by 12-hour minimum interevent time in eastern New Mexico, Oklahoma, and Texas.

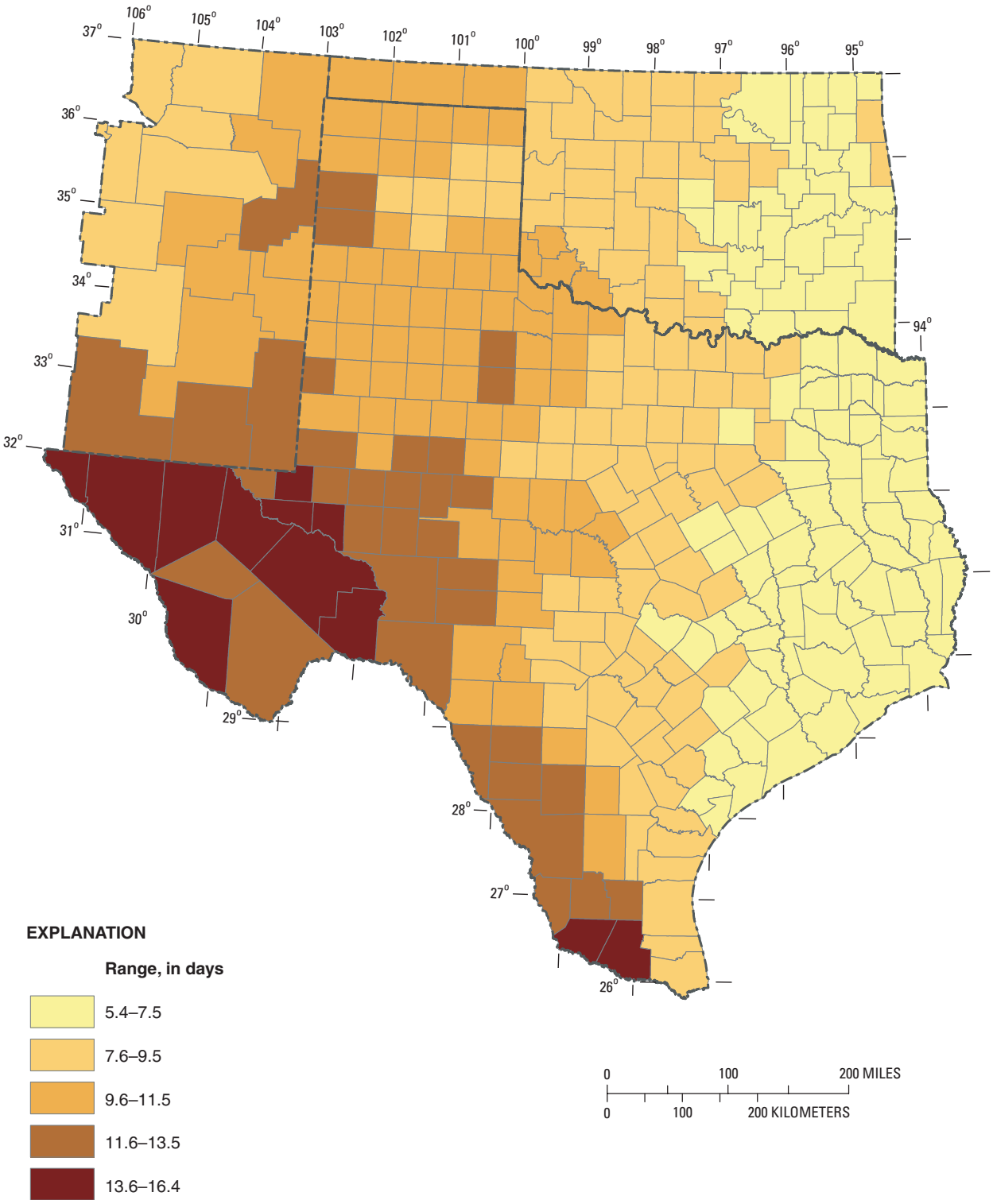

Figure 13. Mean storm interevent time defined by 18-hour minimum interevent time in eastern New Mexico, Oklahoma, and Texas.

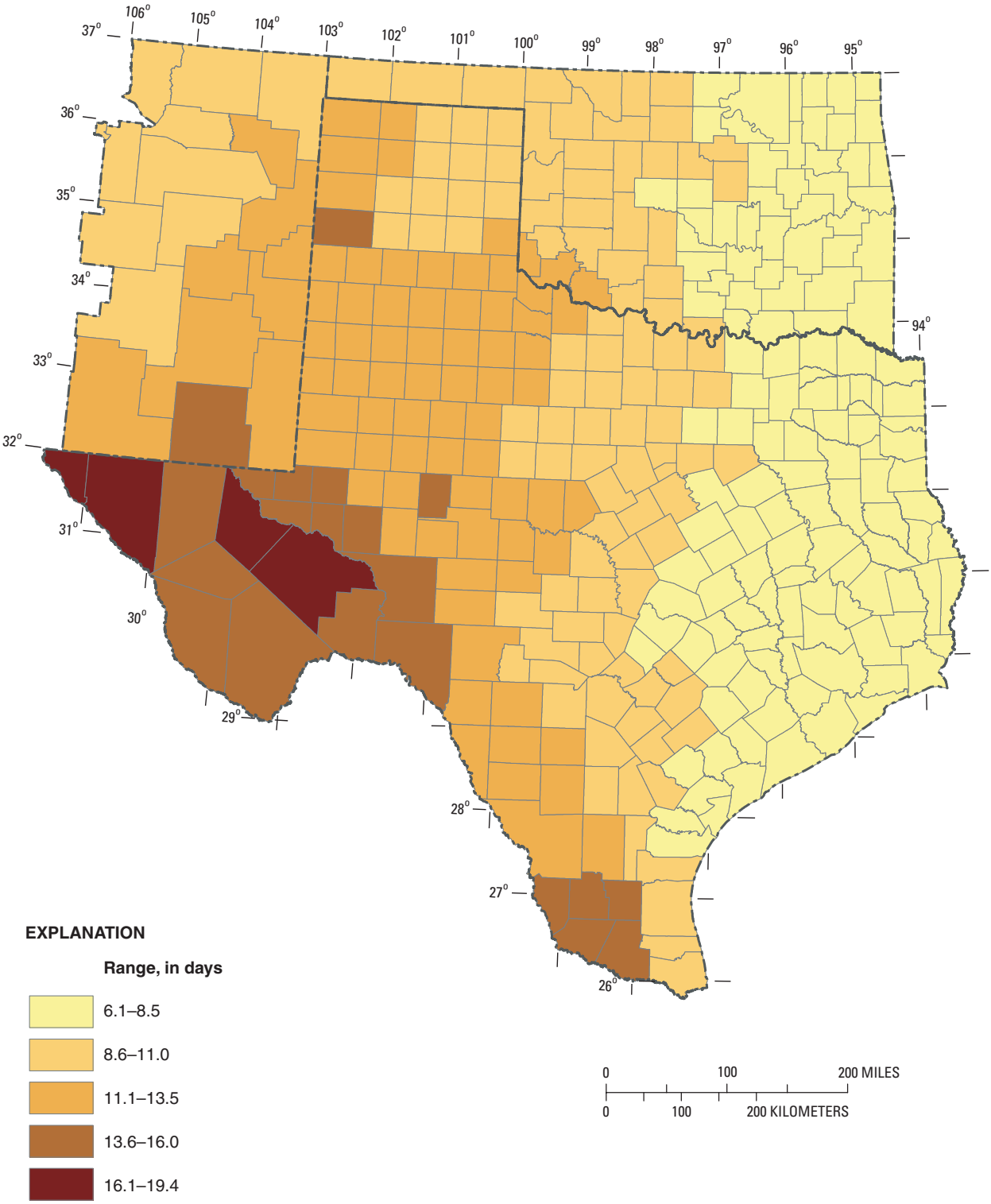

Figure 14. Mean storm interevent time defined by 24-hour minimum interevent time in eastern New Mexico, Oklahoma, and Texas.

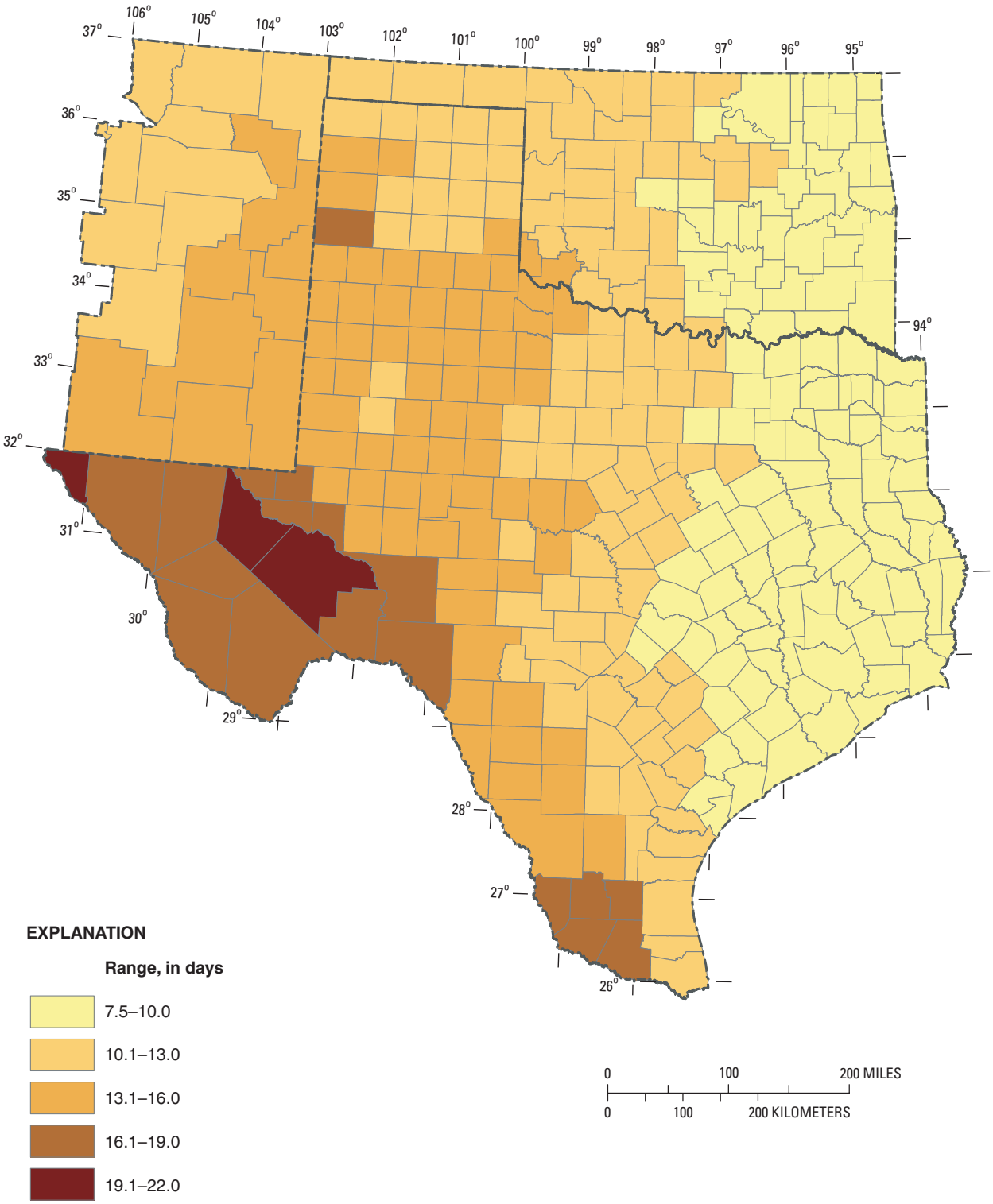

Figure 15. Mean storm interevent time defined by 48-hour minimum interevent time in eastern New Mexico, Oklahoma, and Texas.

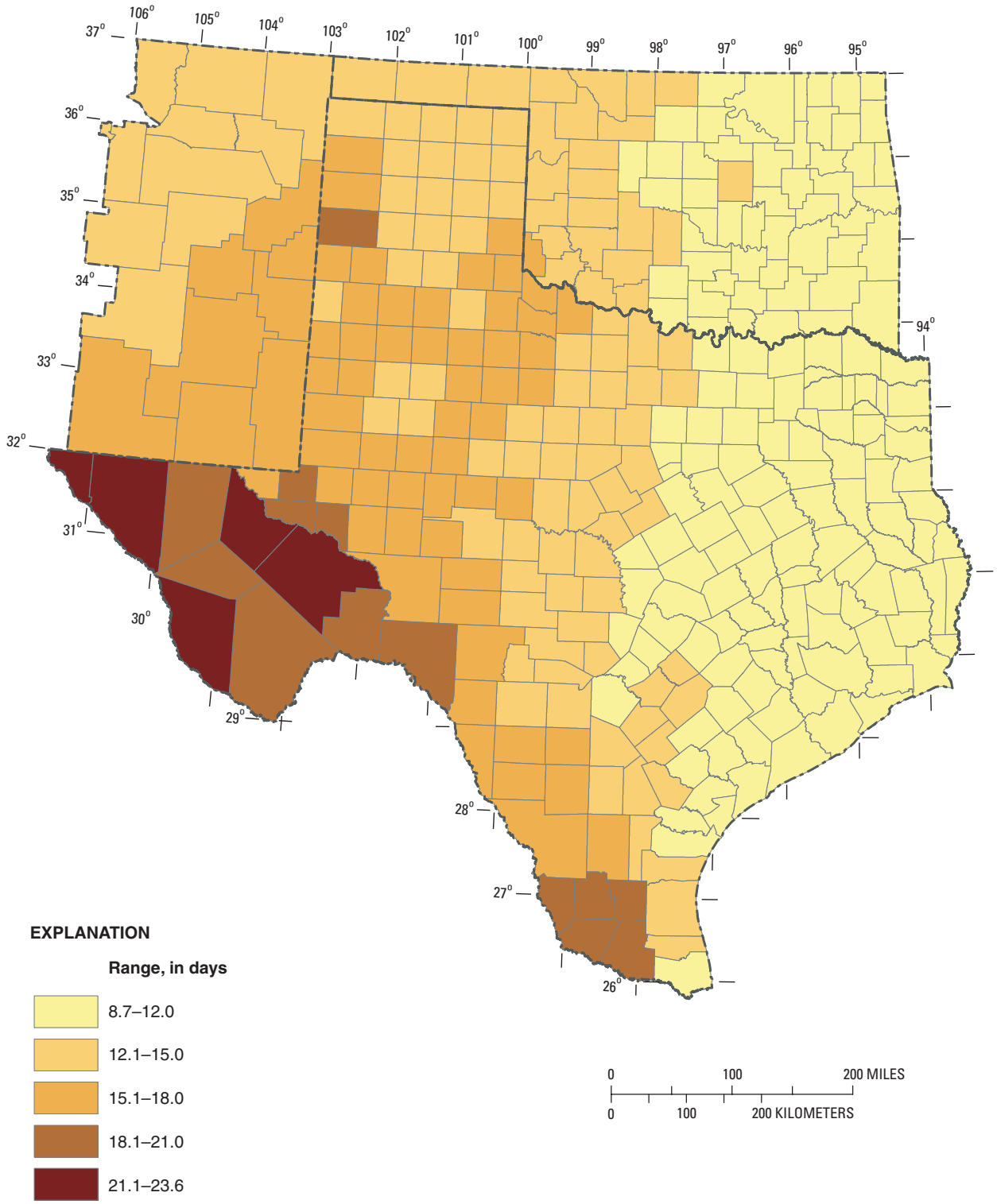

Figure 16. Mean storm interevent time defined by 72-hour minimum interevent time in eastern New Mexico, Oklahoma, and Texas.

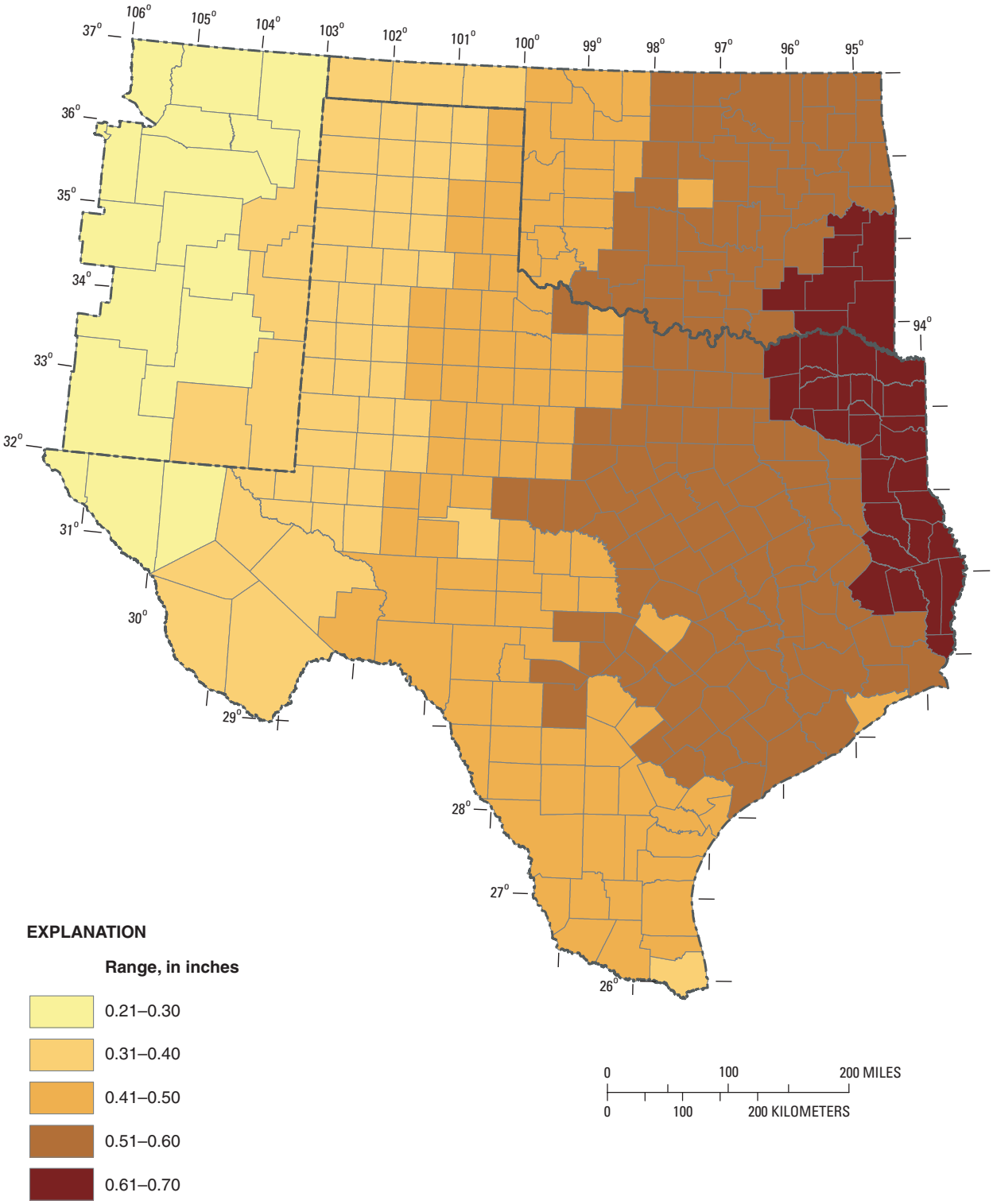

Figure 17. Mean storm depth defined by 6-hour minimum interevent time in eastern New Mexico, Oklahoma, and Texas.

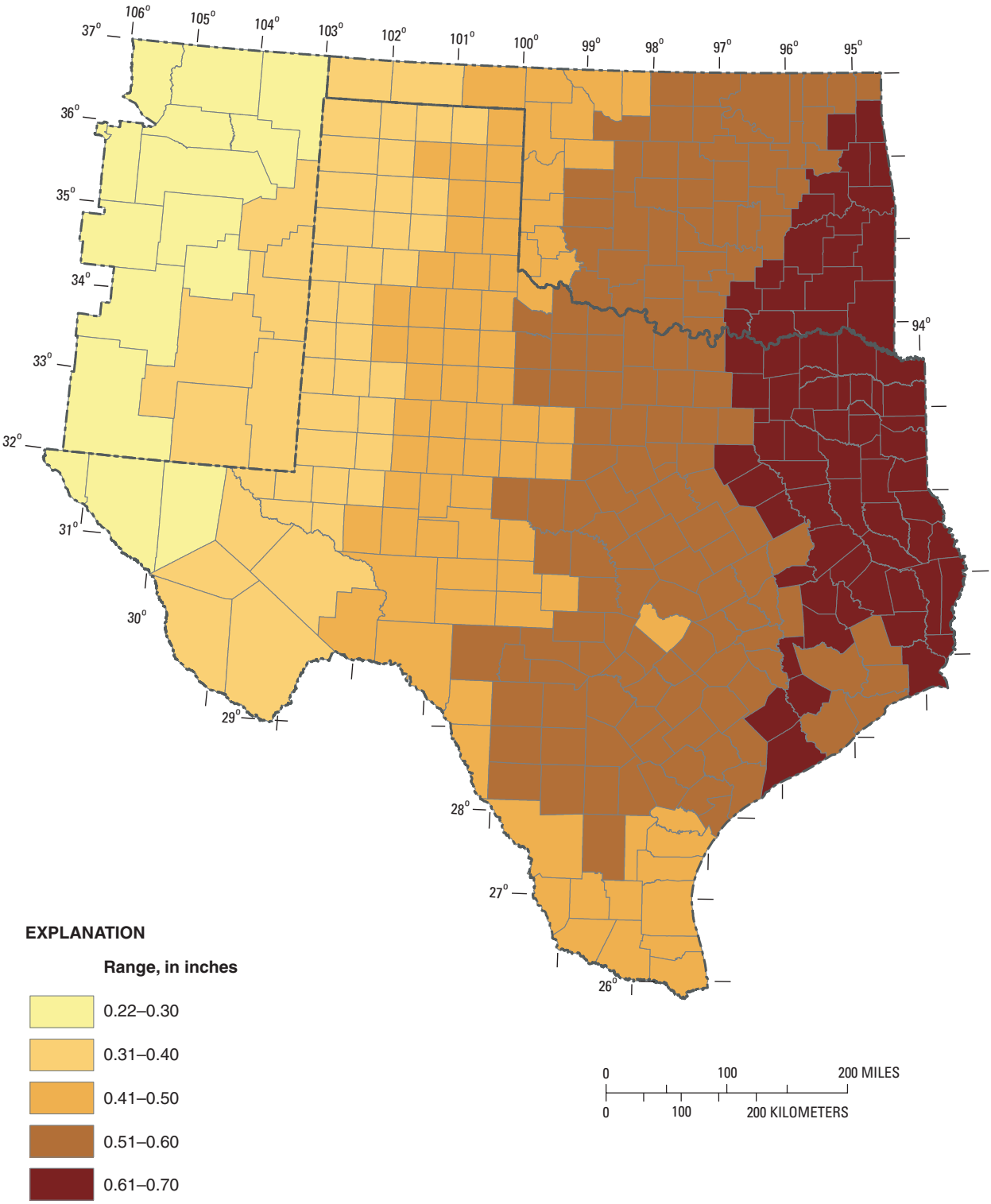

Figure 18. Mean storm depth defined by 8-hour minimum interevent time in eastern New Mexico, Oklahoma, and Texas.

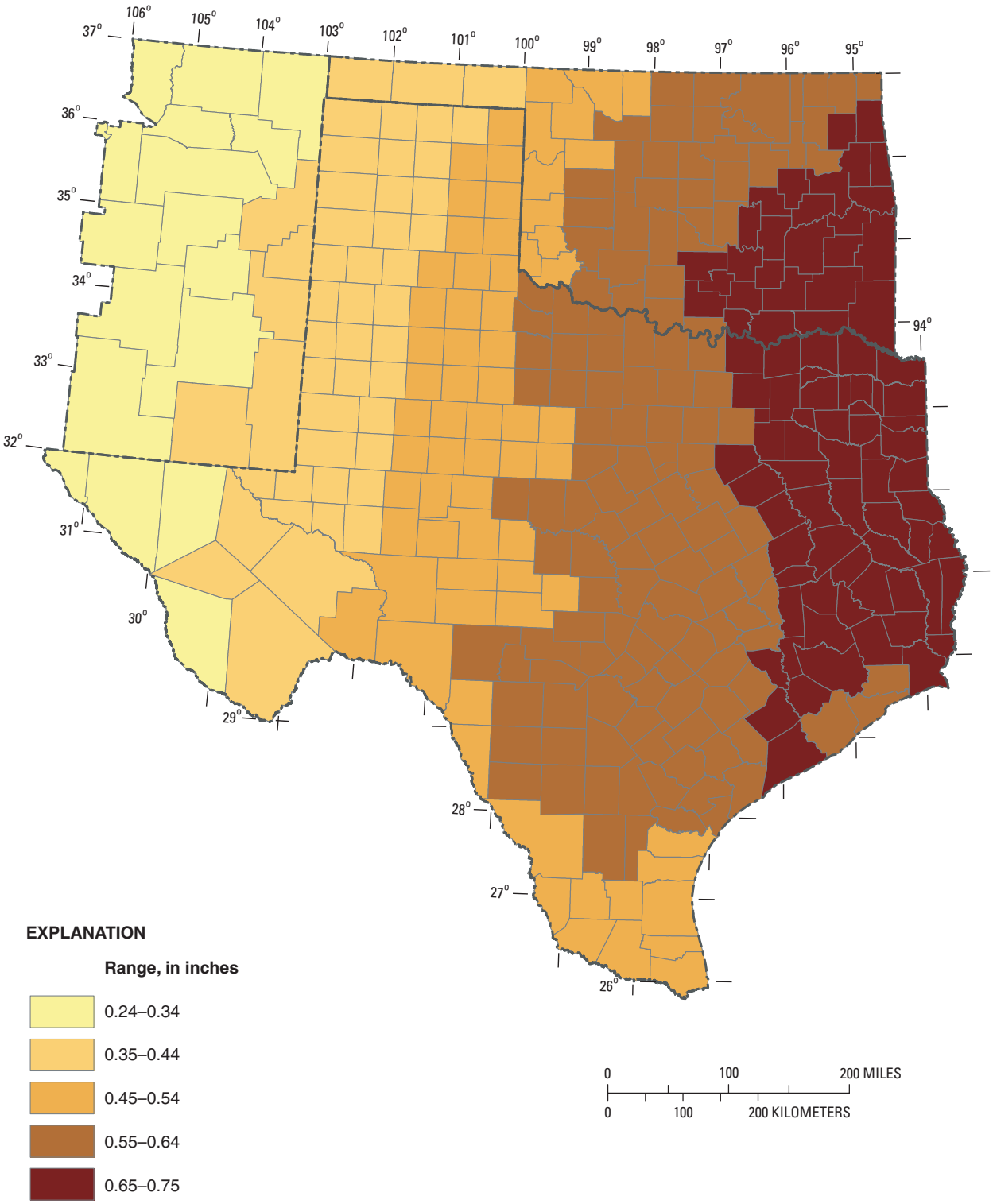

Figure 19. Mean storm depth defined by 12-hour minimum interevent time in eastern New Mexico, Oklahoma, and Texas.

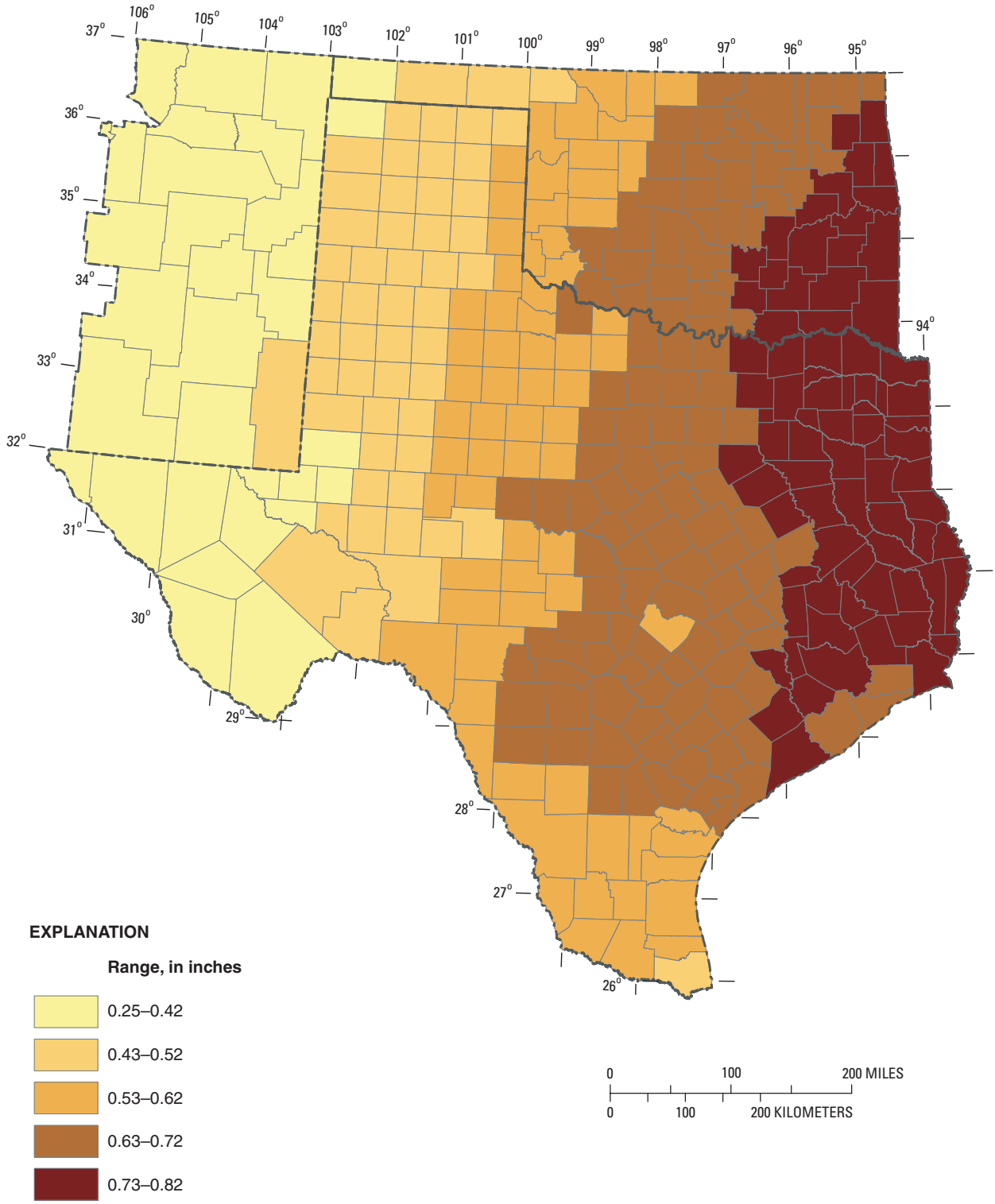

Figure 20. Mean storm depth defined by 18-hour minimum interevent time in eastern New Mexico, Oklahoma, and Texas.

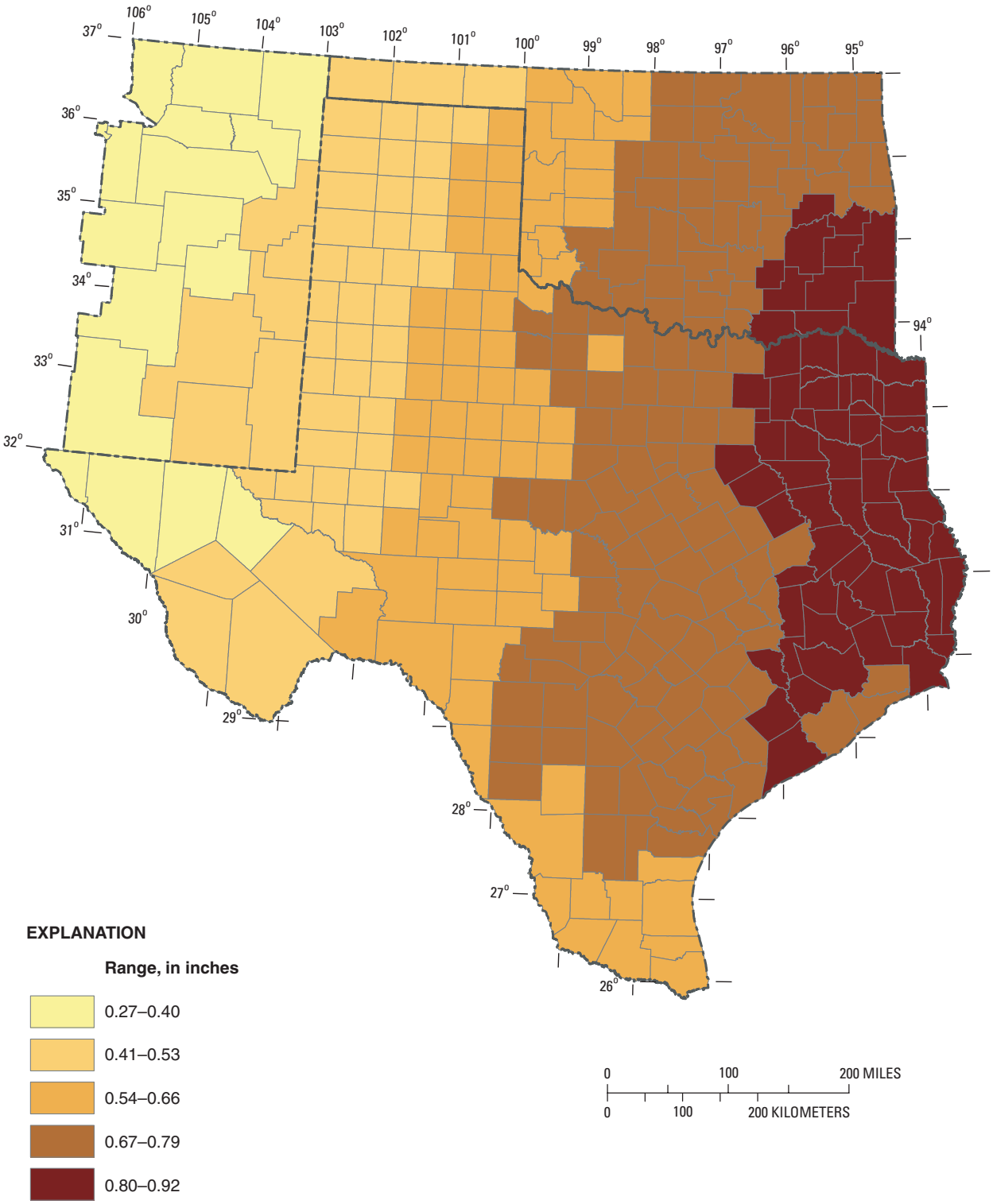

Figure 21. Mean storm depth defined by 24-hour minimum interevent time in eastern New Mexico, Oklahoma, and Texas.

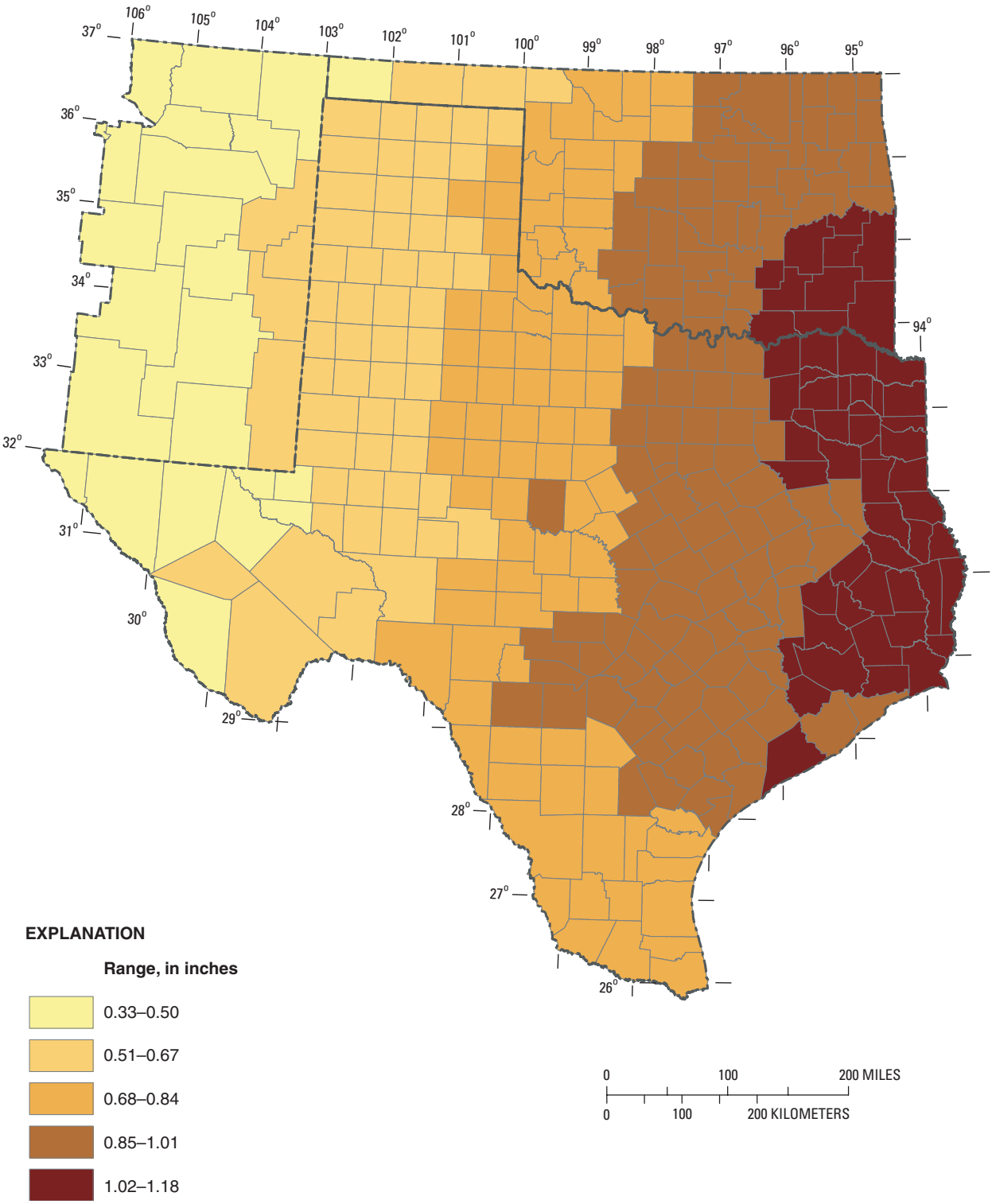

Figure 22. Mean storm depth defined by 48-hour minimum interevent time in eastern New Mexico, Oklahoma, and Texas.

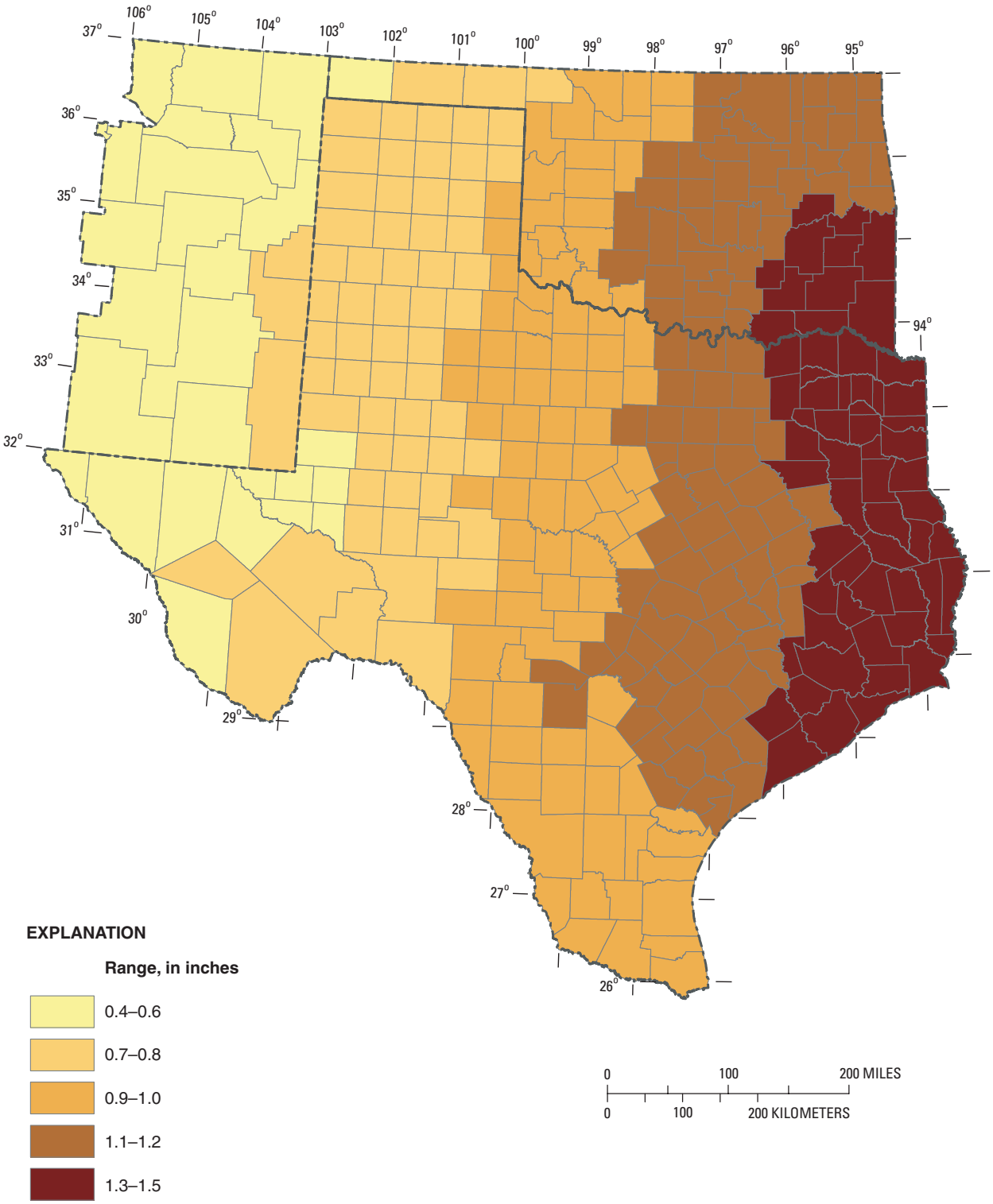

Figure 23. Mean storm depth defined by 72-hour minimum interevent time in eastern New Mexico, Oklahoma, and Texas.

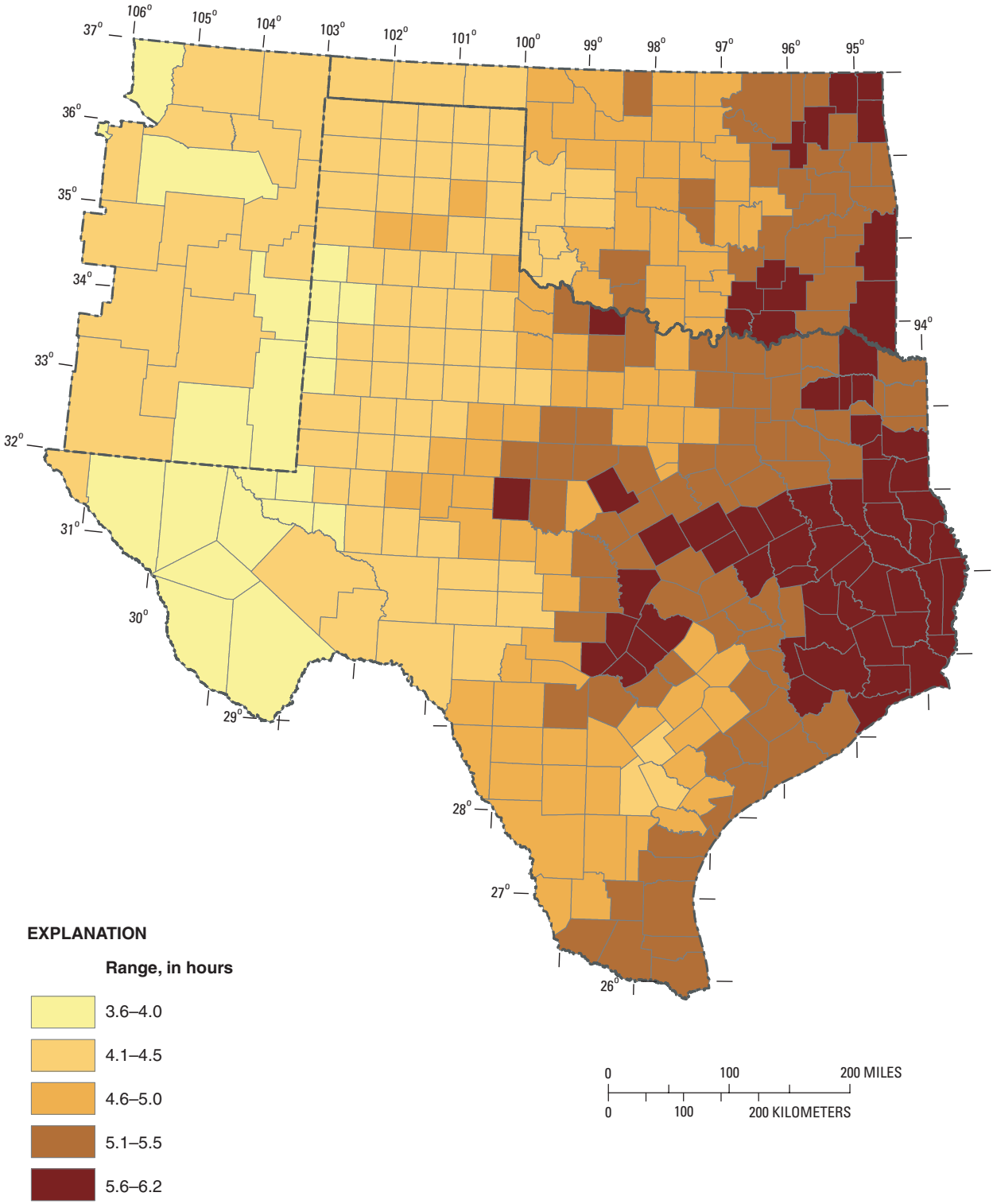

Figure 24. Mean storm duration defined by 6-hour minimum interevent time in eastern New Mexico, Oklahoma, and Texas.

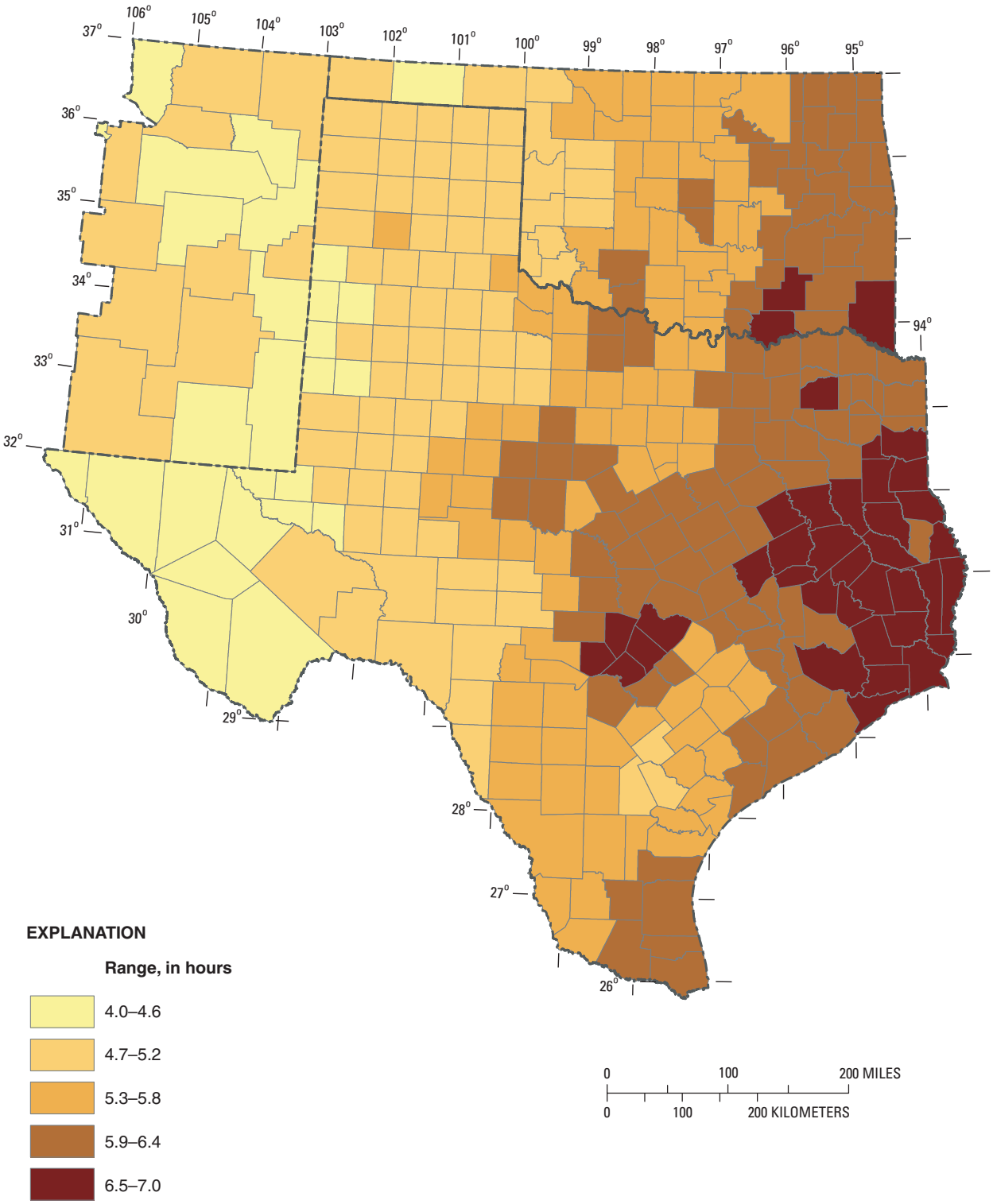

Figure 25. Mean storm duration defined by 8-hour minimum interevent time in eastern New Mexico, Oklahoma, and Texas.

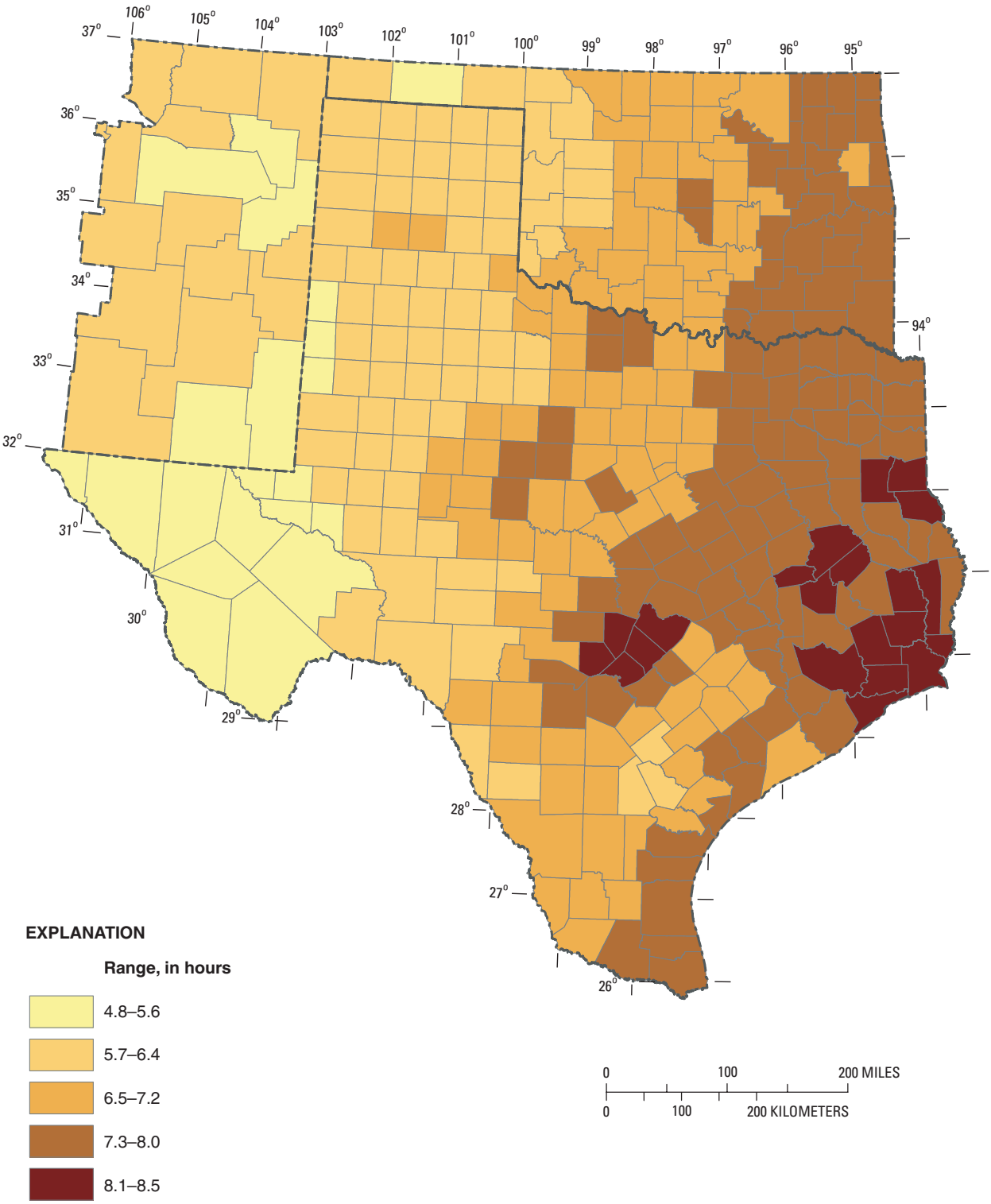

Figure 26. Mean storm duration defined by 12-hour minimum interevent time in eastern New Mexico, Oklahoma, and Texas.

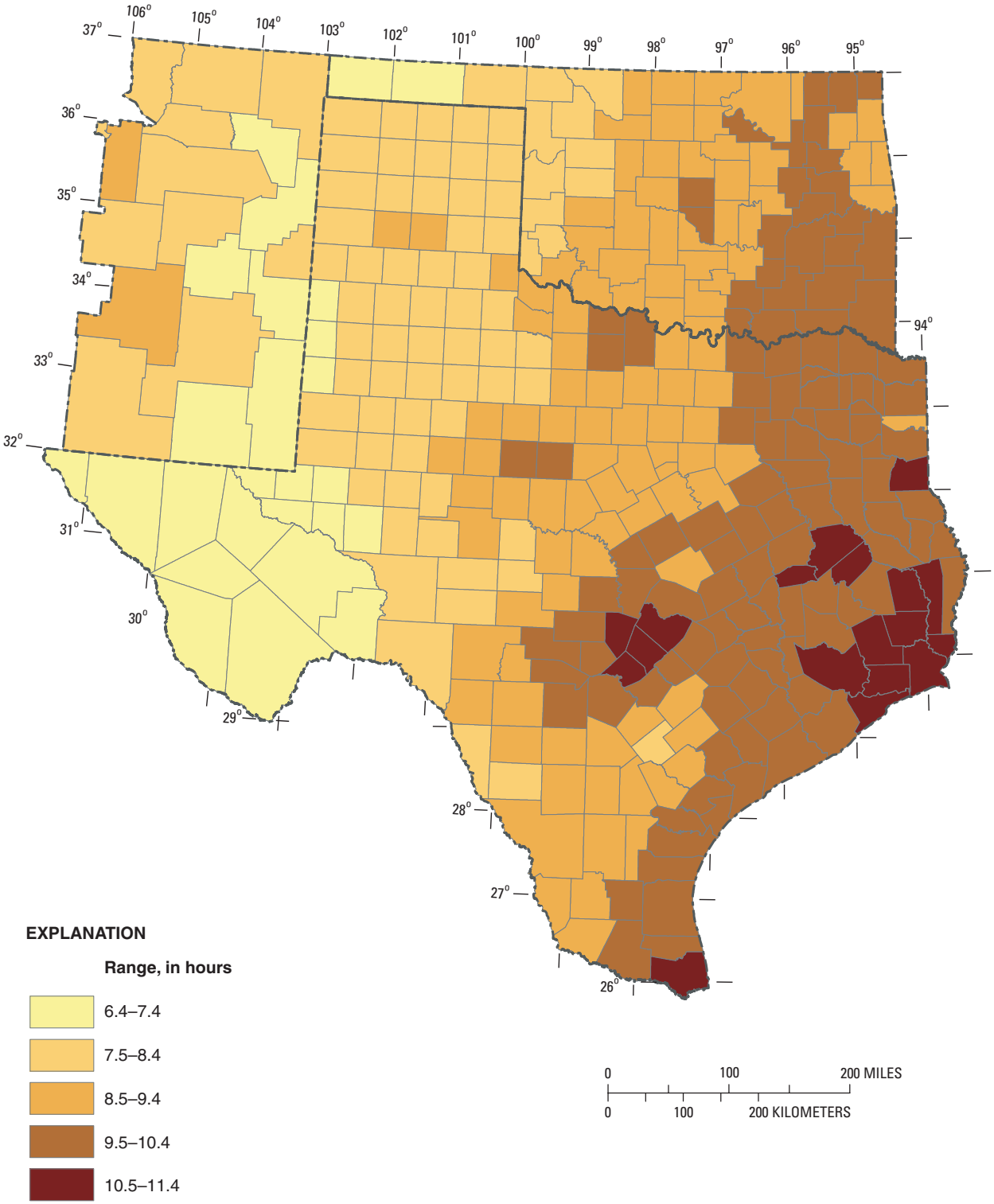

Figure 27. Mean storm duration defined by 18-hour minimum interevent time in eastern New Mexico, Oklahoma, and Texas.

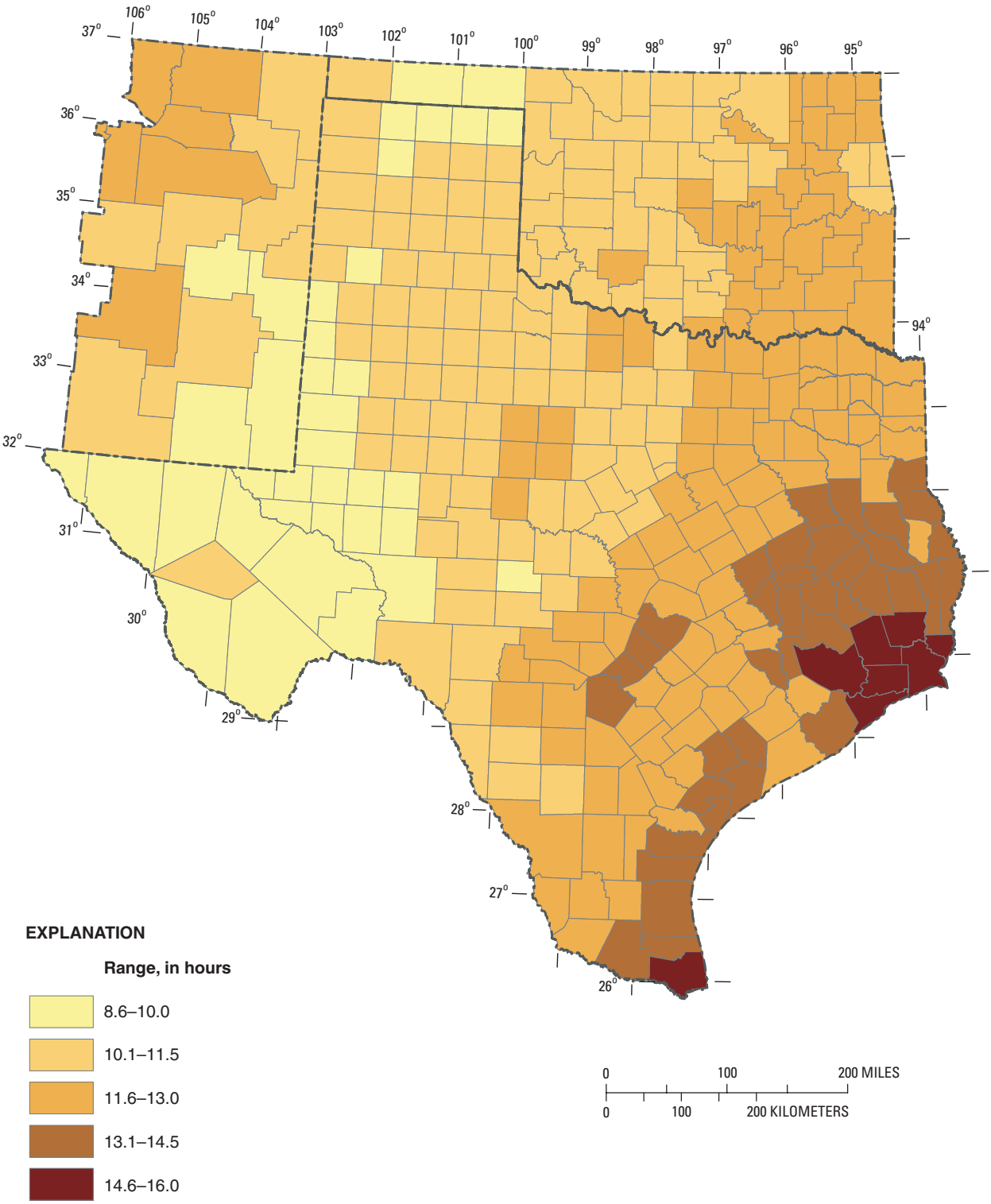

Figure 28. Mean storm duration defined by 24-hour minimum interevent time in eastern New Mexico, Oklahoma, and Texas.

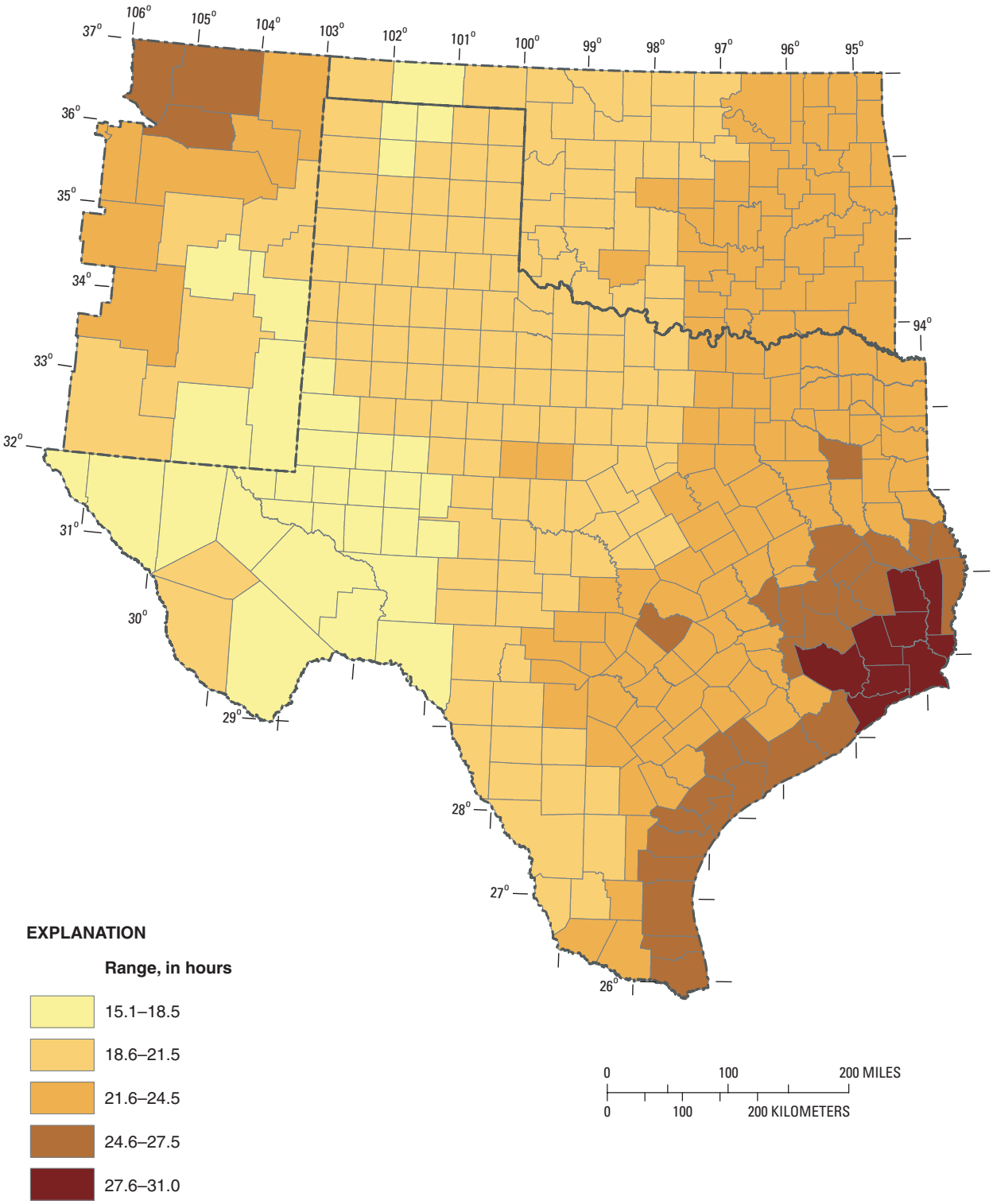

Figure 29. Mean storm duration defined by 48-hour minimum interevent time in eastern New Mexico, Oklahoma, and Texas.

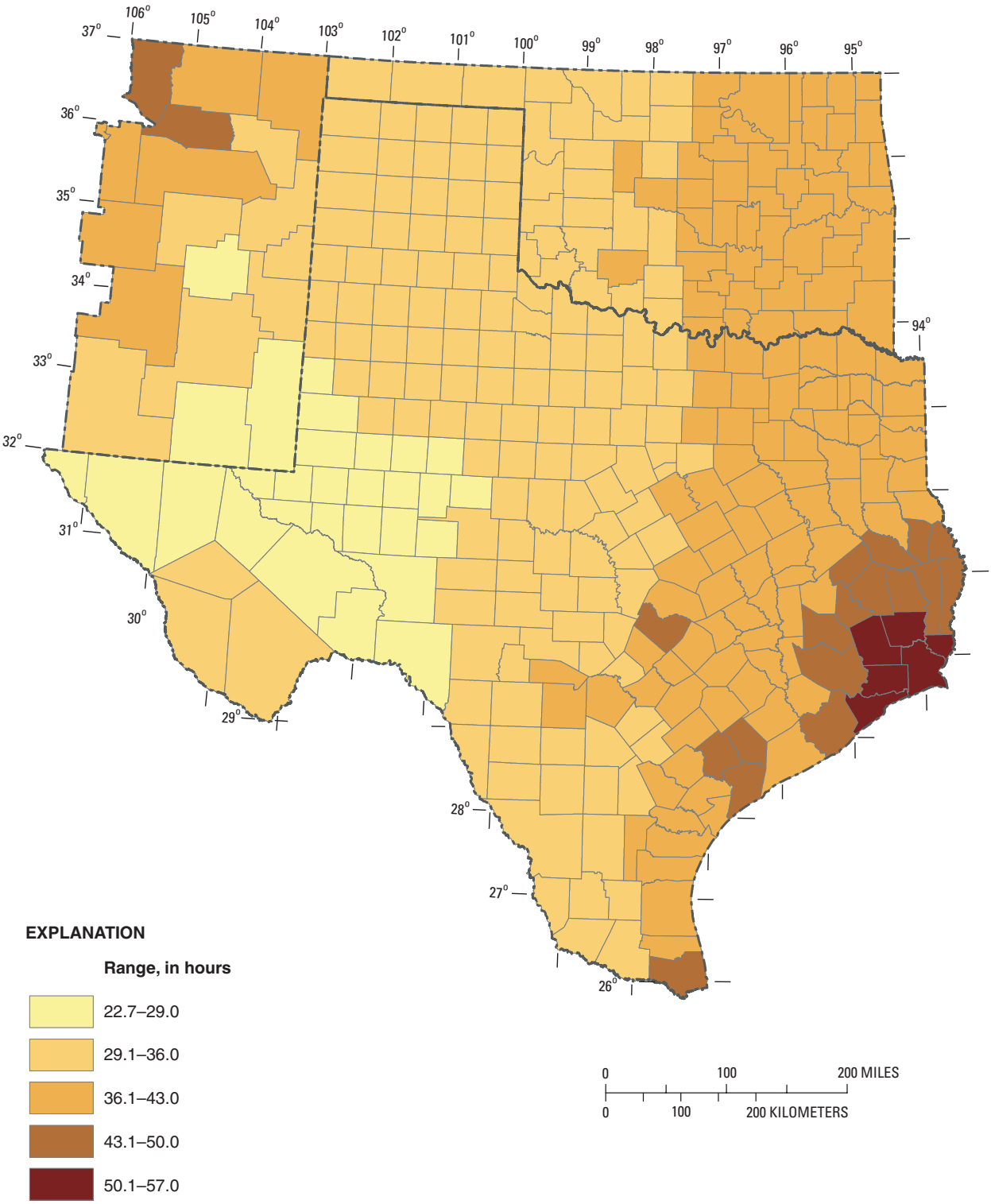

Figure 30. Mean storm duration defined by 72-hour minimum interevent time in eastern New Mexico, Oklahoma, and Texas.

Example Applications

The three statistical components that describe storms are storm interevent time, distribution of storm depth, and distribution of storm duration. The components facilitate a wide range of sophisticated BMP function and other analyses (for example, Wanielista and Yousef, 1993; and Adams and Papa, 2000). In this section are 10 example problems and solutions that illustrate applications of the statistics presented here; this section is intended as a guide for general application of this report. Storm statistics for hourly rainfall stations in eastern New Mexico, Oklahoma, and Texas are listed in appendixes 2, 3, and 4, respectively.

Before the example problems and solutions are presented, additional discussion to further clarify the intent of this section is warranted. The comprehensive statistical characterization of storms in this report facilitates application of the results to a diverse group of problems. The setup, computation, and interpretation of the solutions to the problems presented here ranges from simple to complex.

Examples in which a star (★) precedes the problem statement (examples 4, 5, and 10) are sufficiently complex that complete background, context, or steps of the solution are beyond the scope of this report. It is anticipated that most design engineers and decision makers will be more informed by the less complex (no star) problems. For the more complex problems, integrated mathematical or statistical software packages or custom computer programs are required for some solution steps. The intended audience for the more complex problems are those with considerable knowledge of univariate statistical theory, magnitude and frequency analysis, and probabilistic numerical modeling of rainfall processes. Recent publications useful in the context of these problems are Stedinger and others (1992), Wanielista and Yousef (1993), Wilks (1995), Hosking and Wallis (1997), Clarke (1998), Adams and Papa (2000), Evans and others (2000), and Bhat and Miller (2002).

Two classes of approach for application of the storm statistics are possible: site-specific and regional. The site-specific approach uses storm statistics recorded from a single station independent of the statistics from nearby stations. In practice, the site-specific approach typically is limited to long-record stations. It is not unusual for site-specific statistics from long-record stations to be transferred to a nearby ungaged site. The regional approach differs from the site-specific approach in that statistics from numerous neighboring stations are pooled together or regionalized to produce alternative and often more reliable estimates for storm statistics than possible from the site-specific data record. The statistics by county (tables 12–20) and the dimensionless frequency curves (table 7) are products of the regional approach. Both approaches are demonstrated here.

Site-Specific Approach

Example 1: Estimation of Storm Occurrence

PROBLEM: The 75th percentile of the number of storms in a 1-year time interval for an ungaged site near Briggs, Tex. (fig. 3C), is needed for construction scheduling and planning because construction activities stop when storms occur. Because no time scale for a watershed is specified, a minimum interevent time of 8 hours is assumed. It is useful to assume that storm occurrence follows a Poisson process (Clarke, 1998; Bhat and Miller, 2002, and references therein).

SOLUTION: Station 1068 Briggs, Tex., is the nearest long-term station. The station has 59 years of record. From appendix 4–1.2, this station has recorded 2,882 storms in 512,393 hours. Therefore, the Poisson parameter (Λ) is 7.408 days ([512,393 hours/2,882 storms]×day/24 hours). The cumulative distribution function $F_n(T)$ of the Poisson distribution is

$$F_n(T) = e^{-T/(\Lambda)} \sum_{i=0}^{n} \frac{(T/\Lambda)^i}{i!}, \qquad (9)$$

where $F_n(T)$ is the cumulative probability for n events within a T-day time period, and Λ is in days.

Because the 75th percentile ($F = 0.75$) is needed, the number of storms in a 365-day time period can be solved by setting the left side of the equation to 0.75 and solving for the integer n that best satisfies the equality. The integers that best satisfy the equality are 53 at an F of 0.732 and 54 at an F of 0.775. The 75th percentile of the number of storms per year is about 54 by rounding to the highest integer. Therefore, 54 or fewer storms can be anticipated with a cumulative probability of about 0.75. The probability of exactly 54 storms in 1 year is only about 0.043.

Example 2: Estimation of Interevent Times of Storms

PROBLEM: As part of a numerical soil-zone study in the Amarillo, Tex. (fig. 3A) area, a soil scientist is interested in simulating interevent times for storms. The 24-hour minimum interevent time will be used. The mean interevent time for the study is assumed equal to the mean interevent time at station 0211 Amarillo Weather Service Office Airport, Tex.

SOLUTION: Station 0211 has an observed mean interevent time of 7.60 days (appendix 4–1.5). For the simulation, the scientist assumes that storms follow a Poisson process (Clarke, 1998; Bhat and Miller, 2002, and references therein). The exponential distribution describes the cumulative distribution of the interevent times of a Poisson process, with an adjustment for the minimum interevent time (Adams and

Papa, 2000, p. 74). The cumulative distribution of storm interevent times is

$$F(x) = 1 - e^{\frac{MIT - x}{\Lambda - MIT}} \text{ for } x \geq MIT \text{ and } n = 1, 2, \ldots \quad (10)$$

where F is the cumulative or nonexceedance probability for the x interevent time, and MIT is the minimum interevent time in days. The parameter Λ is the mean interevent time in days. The inclusion of the minimum interevent time adjusts the exponential distribution because interevent times less than the minimum interevent time are not possible. Equation 10 can be solved in terms of x. The resulting equation is the quantile function of interevent time and is

$$x(F) = MIT - (\Lambda - MIT)\ln(1 - F) \text{ for } x \geq MIT. \quad (11)$$

When random numbers between 0 and 1 are substituted for F in equation 11 with Λ equal to 7.60 days and MIT equal to 1 day (24 hours), a random sequence of interevent times is generated. Five simulations based on a random sequence of five interevent times are listed in table 21 (at end of report). The mean of the simulations is 7.19 days—the mean approaches 7.60 as the number of simulations becomes larger.

It is illustrative to compare the 7.60 days mean interevent time to the results of Asquith and Roussel (2003, fig. 4). Asquith and Roussel (2003, fig. 4) shows that the interoccurrence of daily rainfall (not hourly) of 0.05 inch or more is, on average about 8 days for the Amarillo area. The two interevent times are of the same order as expected, but the values should not be equal.

Example 3: Estimation of the Empirical Distribution of Storm Depth

PROBLEM: The 98th-percentile storm from the empirical distribution of storm depth for a site very close to station 4311 Houston Alief, Tex. (fig. 3C) (62 years of record), is required by an environmental consulting firm working on a project proposal in a watershed where BMPs are to have a 24-hour drawdown time. Hence, the statistics of storms with a 24-hour minimum interevent time are appropriate.

SOLUTION: The 98th percentile and other selected percentiles of storm depth are listed in appendix 4–4.5 and in column two of table 22 (at end of report). The 98th-percentile storm has a depth of 4.55 inches. (Column three of table 22 is a component of example 4.) The median storm depth is 0.44 inch and the interquartile range is 1.03 inches (1.18 minus 0.15) for station 4311.

Example 4: Estimation of the Continuous Distribution of Storm Depth

★PROBLEM: As part of a city ordinance, a BMP for a small urban watershed in the city is believed to accommodate 90 percent of all storms when 2 inches or less of runoff is captured. The temporal distribution of runoff (outflow rate) from the BMP is to be ignored. Engineering firm A is to design a BMP for a given watershed in which the ordinance applies. The ordinance states that the BMP is to have a 24-hour drawdown time; hence an analysis of storms with a 24-hour minimum interevent time is required. Engineering firm B is questioning whether a 2-inch design runoff would accommodate the 90th-percentile storm as reflected by the ordinance or instead would accommodate approximately the 95th-percentile storm. Thus, firm B believes that the ordinance might contribute to overdesign of BMPs. The scientific credibility of the ordinance hence is in question; the results of this report can be used to evaluate the ordinance. Assume, for the purpose of illustration, that near the planned BMP is long-term station 4311 Houston Alief, Tex. (station considered in example 3).

SOLUTION: The first step toward the solution is to compute the depth of rainfall that produces 2 inches of runoff on the watershed. A simple runoff model (Adams and Papa, 2000, p. 121, eq. 6.28) used for illustration is

$$R = \phi(P - S_D), \quad (12)$$

where R is runoff in inches, ϕ is the runoff coefficient, P is rainfall in inches, and S_D is depression storage or an initial abstraction in inches. It is widely accepted that a typical initial abstraction for the watershed is 0.25 inch and the runoff coefficient is about 0.8. Upon variable substitution, the rainfall producing 2 inches of runoff is 2.75 inches.

The L-moments of storm depth for a 24-hour minimum interevent time for this station are 0.88849 inch, 0.52954 inch, 0.45778, and 0.23879 for the mean, L-scale, L-skew, and L-kurtosis, respectively (appendix 4–2.5). A four-parameter kappa distribution (see section "Quantile Functions of Storm Depth and Duration" in this report) can be fit by use of these L-moments using an algorithm such as in Hosking (1996) (data not shown in this report). The fitted kappa distribution corresponding to these L-moments is

$$P(F) = -0.4990 + \frac{1.028}{-0.1117}\left\{1 - \left[\frac{(1 - F^{1.650})}{1.650}\right]^{-0.1117}\right\}, \quad (13)$$

where P is storm depth and F is nonexceedance probability. Substituting 2.75 inches for the left side of the equation and solving the equation for F yields 0.932 or 93.2 percent. In other words, a rainfall depth of 2.75 inches is about the 93rd-percentile storm depth. Therefore, a statistical estimate of the storm percentage associated with 2 inches of runoff for the watershed is 3 percentage points larger than 90 percent. The 90th percentile for the distribution ($F = 0.90$) is 2.24 inches.

Thus, the ordinance reflects a depth of 2.75 inches; whereas, the statistical estimate of the 90th-percentile storm is 2.24 inches using the Hosking (1996) algorithm. Therefore, the claim of engineering firm B that a storm associated with 2 inches of runoff would accommodate approximately the 95th-percentile storm is questionable. The depth for the 95th-percentile storm is 3.18 inches by substituting $F = 0.95$ into

equation 13. The runoff from the 95th-percentile storm is about 2.34 inches from equation 12.

To further illustrate the application of this report, from equation 13 the quantiles for each of the selected percentiles or nonexceedance probabilities (0.01, 0.02, 0.10, 0.25, 0.50, 0.75, 0.90, 0.98, and 0.99) are listed in column three of table 22. As seen in the table, the empirical storm depth percentiles and storm depth percentiles from the kappa distribution are similar for each percentile as expected.

Example 5: Statistical Simulation of Rainfall Intensity

★PROBLEM: An analyst wants to construct synthetic temporal distributions of average rainfall intensity for station 4311 Houston Alief, Tex., to investigate the influence of rainfall rates on the spill volume of a numerical model of a particular BMP design.

SOLUTION: The kappa distribution of storm depth P for nonexceedance probability F is given as equation 13 in example 4. The L-moments of storm duration for the station are listed in appendix 4–3.5. The mean, L-scale, L-skew, and L-kurtosis are 13.434 hours, 8.1389 hours, 0.46763, and 0.20844, respectively. Fitting a kappa distribution to these L-moments using the Hosking (1996) algorithm (data not shown in this report) results in the following equation for the storm duration D in terms of nonexceedance probability, F:

$$D(F) = -23.466 + \left(\frac{28.137}{0.093897}\right) \left\{1 - \left[\frac{(1 - F^{2.4775})}{2.4775}\right]^{0.093897}\right\}. \quad (14)$$

It is convenient to assume that storm depth and duration are independent random variables, which is supported by the scattered relation in figure 9. Under this assumption, storm depth is simulated by generating a random number between 0 and 1, substituting this value for F, and solving equation 13 for P. A similar process for storm duration is done with the generation of a new random number between 0 and 1, substituting this value for F, and solving equation 14 for D. This process is best illustrated by example. A random number of 0.78687 is generated for storm depth and results in a depth of 1.33 inches using equation 13. Another random number of 0.040703 is generated for storm duration and results in a duration of 1.01 hours using equation 14. The average rainfall intensity for this storm thus is 1.33 divided by 1.01 or 1.32 inches per hour.

Regional Approach by County

Example 6: Regional Estimation of Storm Occurrence

PROBLEM: The storm interevent time for storms defined by a 40-hour minimum interevent time in Randall County, Tex. (fig. 3A), is desired. The storm interevent time is a component of a design. The maps in this report can be used for estimation.

SOLUTION: The storm interevent time for a 40-hour minimum interevent time is not a statistic provided in this report. However, 24-hour and 48-hour minimum interevent times bracket 40 hours. At the approximate center of Randall County, the mean storm interevent time for the 24-hour minimum interevent time is about 10.5 days (table 18), and that for the 48-hour minimum interevent time is about 12.4 days (table 18). Linear interpolation can be used to estimate the mean storm interevent time for the 40-hour minimum interevent time; the result is about 11.8 days.

Example 7: Computation of the Storm-Captured Percentage

PROBLEM: A local ordinance for a county in Texas requires that a BMP capture a 1.5-inch storm and release this storm over a 24-hour period. The county has a mean storm depth of 0.750 inch (a randomly selected value from table 19). An estimate of the percentage of storms that will be captured under the ordinance is needed.

SOLUTION: The dimensionless storm depth frequency curve using the kappa distribution (eq. 6; table 7) for a 24-hour minimum interevent time in Texas is

$$x(F) = -0.5790 + \frac{1.115}{-0.1359}\left[1 - \left(\frac{1 - F^{1.747}}{1.747}\right)^{-0.1359}\right], \quad (15)$$

where $x(F)$ is the dimensionless multiplier (a frequency factor) for nonexceedance probability F. The storm depth distribution is the mean depth multiplied by the dimensionless distribution or

$$P(F) = 0.750 \times x(F), \quad (16)$$

where $P(F)$ is the storm depth for nonexceedance probability F. The left side of the equation is set to 1.5 inches, and the storm percentage can be estimated by solving the resulting equation for F. The equation is

$$\frac{1.5}{0.75} = -0.5790 + \frac{1.115}{-0.1359}\left[1 - \left(\frac{1 - F^{1.747}}{1.747}\right)^{-0.1359}\right]. \quad (17)$$

The F satisfying the equality is 0.859. Thus, under the ordinance, about 86 percent of all storms will be captured by the BMP.

Example 8: Regional Estimation of the Empirical Distribution of Storm Depth

PROBLEM: A BMP is to be built with a 36-hour drawdown time in Randall County, Tex. (fig. 3A). The empirical distribution, specifically the 50th, 75th, 90th, 98th, and 99th percentiles of storm depth, are needed as part of the design process.

The mean storm depths for Randall County and dimensionless storm depth frequency curves are to be used.

SOLUTION: Storm depth percentiles for a 36-hour minimum interevent time are not statistics provided in this report. However, 24-hour and 48-hour minimum interevent times bracket 36 hours. The mean storm depths for the county (table 19) are 0.488 inch (24-hour minimum interevent time) and 0.597 inch (48-hour minimum interevent time). The dimensionless storm depth frequency factors for the 24-hour minimum interevent time using the kappa distribution (eq. 6; table 7) are computed from

$$x(F) = -0.5790 + \frac{1.115}{-0.1359}\left[1 - \left(\frac{1 - F^{1.747}}{1.747}\right)^{-0.1359}\right]. \quad (18)$$

The dimensionless storm depth frequency factors for the 48-hour minimum interevent time using the kappa distribution (eq. 6; table 7) are computed from

$$x(F) = -0.4868 + \frac{1.086}{-0.1326}\left[1 - \left(\frac{1 - F^{1.617}}{1.617}\right)^{-0.1326}\right]. \quad (19)$$

The frequency factors for the 50th, 75th, 90th, 98th, and 99th percentiles of storm depth computed from equations 18 and 19 are listed in columns 2 and 5 of table 23 (at end of report) for the 24-hour and 48-hour minimum interevent time, respectively. The storm depths are computed by multiplying the means by the frequency factors. The resulting storm depths are listed in columns 3 and 6 of table 23; and the storm depths for the 36-hour minimum interevent time (column 4 [shaded] of table 23) are computed by interpolation. The values in table 23 indicate that for a BMP in Randall County to capture, for example, 90 percent of all storms, assuming total conversion of rainfall to runoff and that the BMP is memoryless, the structure should have about 1.35 inches of storage.

Example 9: Estimation of the Uncertainty of a Regional Estimate of a Storm Depth Percentile

PROBLEM: Estimation of the uncertainty of the 99th percentile of storm depth for the 24-hour minimum interevent time for Randall County, Tex. (fig. 3A), is required as part of a sensitivity analysis of a BMP design. This storm depth percentile was computed as part of example 8.

SOLUTION: The use of dimensionless frequency curves and the mean for a statistic provide a convenient framework to compute uncertainty. The dimensionless frequency curve is assumed to be invariant. All uncertainty is assumed to be associated with the mean storm depth. The regional analysis provides a measure of uncertainty through computation of the study-area mean storm depth and root-weighted-mean-square error (RwMSE). For the 24-hour minimum interevent time, the mean storm depth for the study area is 0.648 inch, and RwMSE is 0.043 inch (table 10). The relative error thus is 0.0664 (0.043 divided by 0.648). The mean storm depth for the 24-hour minimum interevent time for Randall County is 0.488 inch (table 19). The error for the county thus is 0.0324 inch (0.0664 multiplied by 0.488). The storm depth frequency factor for the 99th-percentile storm is 6.57 (column 2 of table 23). Thus, the 99th-percentile storm depth for Randall County with uncertainty is computed as 6.57×0.488±6.57×0.0324 and written as 3.21±0.213 inch.

Example 10: Estimation of the Expected Storage in a BMP Using Mean Storm Interevent Time, Depth, and Duration

★PROBLEM: An analytical solution for the expected storage of runoff in a BMP is needed for a location in Randall County, Tex. (fig. 3A). The watershed has a runoff coefficient of 0.70 and a depression storage of 0.50 inch. The BMP has a maximum storage of 0.9 inch and a controlled outflow or treatment rate of 0.0375 inch per hour. The drawdown time of the BMP thus is 24 hours (0.9/0.0375).

SOLUTION: The mean storm interevent times for the county (table 18) are 8.21 days (8-hour minimum interevent time) and 10.5 days (24-hour minimum interevent time). The mean storm depths for the county (table 19) are 0.378 inch (8-hour minimum interevent time) and 0.488 inch (24-hour minimum interevent time). The mean storm durations for the county (table 20) are 5.36 hours (8-hour minimum interevent time) and 11.2 hours (24-hour minimum interevent time).

Adams and Papa (2000, p. 208–210) provide equations to compute the expected storage. The equations require an assumption that storm interevent time, depth, and duration are each exponentially distributed, allowing Adams and Papa (2000) to derive closed-form solutions for expected storage in a BMP. One equation (Adams and Papa, 2000, eq. 9.18a) is applicable for situations in which storm statistics are defined by a minimum interevent time less than the drawdown time of the BMP:

$$\begin{aligned} E[s] = {} & S_A - \frac{\Omega(\psi+\lambda)}{\lambda\psi} + \frac{\Omega}{\psi-\lambda}\left(\frac{\psi}{\lambda}e^{-(\lambda/\Omega)S_A} - \frac{\lambda}{\psi}e^{-(\psi/\Omega)S_A}\right) \\ & + \frac{e^{-\zeta S_D}}{\lambda/\Omega + \zeta/\phi} \\ & \left[1 - \frac{1}{\psi-\lambda}\left(\psi e^{-(\lambda/\Omega)S_A} - \lambda e^{-(\psi/\Omega)S_A}\right)\right. \\ & \left. + \frac{\lambda/\Omega}{\psi/\Omega + \zeta/\phi}\left(1 - e^{-(\psi/\Omega + \zeta/\phi)S_A}\right)\right], \quad (20) \end{aligned}$$

where $E[s]$ is the expected storage in the BMP at the end of a storm; S_A is the maximum storage of the BMP in inches; Ω is the constant or controlled outflow rate from the reservoir in inches per hour; ψ is the parameter for exponentially distributed interevent times in hours^{-1}(1/mean interevent time); λ is the parameter for exponentially distributed storm duration in hours^{-1} (1/mean duration); ζ is the parameter for exponentially distributed storm depth in inches^{-1} (1/mean depth); ϕ is a

runoff coefficient; and S_D is depression storage or an initial abstraction in inches.

Equation 20 is complex, but if the minimum interevent time is equal to the drawdown time, then a much simpler equation results. The alternative equation (Adams and Papa, 2000, eq. 9.27) is

$$E[s] = \frac{\phi}{\zeta} \times \frac{\lambda/\Omega}{\lambda/\Omega + \zeta/\phi}(1 - e^{-(\zeta/\phi)S_A})e^{-\zeta S_D}, \qquad (21)$$

where the variables are as defined for equation 20.

The values for the parameters when the statistics for the 8-hour minimum interevent time are used are $S_A = 0.90$ inch, $\Omega = 0.0375$ inch per hour; $\psi = 0.005075$ hour^{-1} [1/(8.21×24)]; $\lambda = 0.1866$ hour^{-1} (1/5.36); $\zeta = 2.646$ inches^{-1} (1/0.378); $\phi = 0.70$; and $S_D = 0.50$ inch. Substituting these values into equation 20 produces an expected storage of 0.0748 inch.

The values for the parameters when the statistics for the 24-hour minimum interevent time are used are $S_A = 0.90$ inch; $\Omega = 0.0375$ inch per hour; $\psi = 0.003968$ hour^{-1} [1/(10.5×24)]; $\lambda = 0.08929$ hour^{-1} (1/11.2); $\zeta = 2.049$ inches^{-1} (1/0.488); $\phi = 0.70$; and $S_D = 0.50$ inch. Substituting these values into equation 21 produces an expected storage of 0.0511 inch.

The two estimates of expected storage would not be assumed to be numerically equal, but should be of the same general order of magnitude. In practice, equation 21 is considerably easier to use, but it requires storm statistics derived from a minimum interevent time equal to the drawdown time of the BMP. Therefore, an important contribution of this report is that analytical solutions for BMP function are simplified by the documentation of rainfall statistics for a wide range of minimum interevent times.

Summary

The design of runoff-control structures, from simple floodwater-detention basins to sophisticated best-management practices (BMPs), such as engineered sand-filtration ponds, requires the statistical characterization of rainfall as a basis for cost-effective, risk-mitigated, hydrologic engineering design. For this report, BMPs and similar structure types are collectively referred to as BMPs. BMPs can be a substantial component of public and private drainage infrastructure, and the characteristics of rainfall for a given location strongly influence the hydrologic and hydraulic function of these structures. In 2000, the U.S. Geological Survey, in cooperation with the Texas Department of Transportation, and in collaboration with University of Houston, Lamar University, and Texas Tech University, initiated a research program of Texas rainfall characteristics to enhance hydrologic engineering design. This report presents a framework for analysis of the probabilistic, or expected, function of these structures in the context of rainfall inputs to a watershed.

Comprehensive documentation of the three statistics of storms derived from the database is made. The three statistics are (1) mean storm interevent time, (2) distribution of storm depth, and (3) distribution of storm duration. These statistics are provided for each of seven selected minimum interevent times: 6, 8, 12, 18, 24, 48, and 72 hours.

A number of studies related to statistics of rainfall and statistics of storms for BMP analysis have been done. The Texas Department of Transportation has sponsored a multifaceted research program through several distinct projects on rainfall characteristics in Texas from the mid-1990s through 2005. A chronological list and brief description of results of the research program published through 2005 is provided. Several other relevant references also are identified; a few in particular provide valuable context to the analysis reported here.

A database of storms recorded at National Weather Service hourly rainfall stations in eastern New Mexico, Oklahoma, and Texas was compiled. The database contains more than 155 million values of hourly rainfall (zero values included) from 774 stations. Ninety-two stations and more than 18 million values are available for eastern New Mexico; 149 stations and more than 33 million values are available for Oklahoma; and 533 stations and more than 103 million values are available for Texas. For perspective, for an 8-hour minimum interevent time, 97,491 storms in eastern New Mexico, 206,646 storms in Oklahoma, and 584,159 storms in Texas are available.

A method to define distinct storms from the hourly time series of rainfall data is needed. Distinct storms typically are defined using a minimum time interval of no rainfall; this time interval is referred to as a minimum interevent time. The approach used for this report is to distinguish long time intervals according to the drawdown, infiltration time, or treatment time of a BMP—a structural minimum interevent time. The selected structural minimum interevent times are the intervals 6, 8, 12, 18, 24, 48, and 72 hours.

For each of the selected minimum interevent times, the time series of hourly rainfall for each station was parsed or separated into sequences of storms for subsequent statistical analysis. Among the assumptions made as part of the statistical analysis was that no changes in rainfall characteristics occur from year to year or from season to season.

The storm interevent time was computed as the ratio of the total duration of record (hours) divided by the number of observed storms minus the mean storm duration (hours). The storm interevent time then was converted to units of days per storm. Storm interevent time is a mean or average rate (time per storm); however for brevity, that rate is expressed as time in this report.

The Poisson distribution is suggested to model the number of storms in a given time period. The exponential distribution is suggested to model the interevent time of successive storms. The mean storm interevent time is used as a parameter for each of these distributions. Example problems using these distributions are provided.

The 1st, 2nd, 10th, 25th, 50th, 75th, 90th, 98th, and 99th percentiles of storm depth and duration were computed for each station. If the sample size in terms of number of storms was insufficient to estimate the percentile, the percentile for that

station was recorded as a missing value. The percentiles of both depth and duration for each station are tabulated.

The L-moment statistics of distributions of both storm depth and storm duration for each station were computed and tabulated. The L-moments of storm depth and duration considered in this report are the mean, L-scale, coefficient of L-variation (L-CV), L-skew, L-kurtosis, and Tau5. L-CV is dimensionless and is defined as the ratio of L-scale to the mean. L-skew, L-kurtosis, and Tau5 also are dimensionless. The L-moments for a given station were considered missing values unless five or more storms were observed in the data record.

The L-moments are useful because a distribution is characterized by a few numbers. Furthermore, when a suitable probability distribution is fit to the L-moments of the observed distribution, then interpolation or extrapolation to percentiles not represented in the data or conveniently tabulated is possible.

Regionwide (eastern New Mexico) or statewide (Oklahoma and Texas) record-length, weighted-average values for mean storm interevent time and storm depth and storm duration L-moments, consisting of the mean, L-CV, L-skew, L-kurtosis, and Tau5 are tabulated. An important observation is that the regionwide or statewide mean values for the dimensionless L-moments (L-CV, L-skew, L-kurtosis, and Tau5) are all of the same general order of magnitude as minimum interevent time increases. A second important observation is that the dimensionless L-moments for eastern New Mexico, Oklahoma, and Texas are of the same general order of magnitude. Both of these observations indicate that distributions of storm depth and storm duration are relatively invariant with both minimum interevent time and location. Distribution similarity with minimum interevent time is graphically demonstrated. Distribution insensitivity with location also is graphically demonstrated.

Three distributions are considered for modeling the dimensionless distributions of storm depth and duration: exponential, gamma, and kappa distributions. Both the exponential and gamma distributions have precedence in analytical solutions to BMP function. In terms of accuracy, the analysis of an L-moment diagram indicates that the kappa distribution is preferable.

A dimensionless frequency curve is fit to the data using the method of L-moments by setting the mean equal to unity and L-scale equal to L-CV. The higher L-moments (L-skew, L-kurtosis, Tau5) remain unchanged. A dimensionless exponential distribution has no parameter to estimate. A dimensionless gamma distribution is fit to the mean (unity) and L-CV. A dimensionless kappa distribution is fit to the mean (unity), L-CV, L-skew, and L-kurtosis.

For rapid implementation of the results of this report, the parameters for both gamma and kappa distributions, which correspond to the L-moments of storm depth and duration (mean set to unity and L-scale set to L-CV) are tabulated.

The concept of regionalization in this report is a two-step process. First, a neighborhood smoothing of each storm statistic (mean storm interevent time, depth, and duration) for each minimum interevent time is done for each station in the study area. Second, geostatistical analysis, in the form of kriging, is done on the smoothed statistics for the stations to produce a continuously varying grid of the statistic. Kriging was done using a spherical model of the semivariogram. That semivariogram model was selected on the basis of intermediate spatial analysis as part of the kriging operation in an integrated software system.

Subsequent to regionalization of the storm statistics, grid maps of the storm statistics were evaluated through computation of selected summary and diagnostic statistics for each grid map. The evaluation documents the error of the grids to facilitate assessment of the uncertainty in regionalization of the storm statistics.

The summary and diagnostic statistics for each grid map were computed and tabulated. These statistics are weighted values based on record lengths of the rainfall stations. Summary statistics include the number of stations without missing values for each minimum interevent time, the mean of a particular storm statistic (interevent time, depth, and duration) for the study area, and the weighted standard deviation (wSD) of the particular statistic for the study area. Diagnostic statistics computed are weighted mean bias of the grid map, root-weighted-mean-square error (RwMSE) of the grid map, and percentage difference between wSD and RwMSE of the grid map. The mean bias is the weighted average of the station residuals. A residual is defined as the value of the observed statistic at each station minus the statistic predicted by the grid map.

Maps depicting the magnitude and a spatial variation of mean storm interevent time, depth, and duration by county for each of the seven minimum interevent times are presented. The diagnostic statistics show that the mean biases are approximately zero. Comparison of the percentage differences between wSD and RwMSE shows that the differences are largest for mean storm depth and smallest for mean storm interevent time, which indicates that the mean storm depth maps explain relatively more variability in storm depth across the study area than the mean storm interevent time maps or mean storm duration maps. Hence, relatively less uncertainty is associated with the storm depth maps than with the maps of the other two statistics.

Mean storm interevent time, depth, and duration for each county in eastern New Mexico, Oklahoma, and Texas are tabulated. Lastly, tables of mean storm interevent time, depth, and duration are provided. Because of the large database analyzed, the regionalization of storm statistics as represented by the dimensionless kappa distribution of storm depth and duration and the tables of mean storm interevent time, depth, and duration are preferable to other methods described here for statistical characterization of storms in eastern New Mexico, Oklahoma, and Texas.

Finally, 10 example problems and solutions using site-specific and regional approaches to possible applications of the statistics presented in this report are discussed. The example problems provide a general guide for application of this report.

Selected References

Adams, B.J., and Papa, F., 2000, Urban stormwater management planning with analytical probabilistic models: New York, John Wiley, 358 p.

Al-Asaadi, Rawaa, 2002, Hyetograph estimation for the State of Texas: Lubbock, Tex., Texas Tech University, M.S. thesis, 96 p.

Asquith, W.H., 1998, Depth-duration frequency of precipitation for Texas: U.S. Geological Survey Water-Resources Investigations Report 98–4044, 107 p.

Asquith, W.H., 1999, Areal-reduction factors for the precipitation of the 1-day design storm in Texas: U.S. Geological Survey Water-Resources Investigations Report 99–4267, 81 p.

Asquith, W.H., 2003, Modeling of runoff-producing rainfall hyetographs in Texas using L-moment statistics: Austin, University of Texas at Austin, Ph.D. dissertation, 386 p.

Asquith, W.H., Bumgarner, J.R., and Fahlquist, L.S., 2003, A triangular model of dimensionless runoff-producing rainfall hyetographs in Texas: Journal American Water Resources Association, v. 39, no. 4, p. 911–921.

Asquith, W.H., and Famiglietti, J.S., 2000, Rainfall areal-reduction factor estimation using an annual-maxima centered approach: Journal of Hydrology, v. 230, p. 55–69.

Asquith, W.H., and Roussel, M.C., 2003, Atlas of interoccurrence intervals for selected thresholds of daily precipitation in Texas: U.S. Geological Survey Water-Resources Investigations Report 03–4281, 204 p.

Asquith, W.H., and Roussel, M.C., 2004, Atlas of depth-duration frequency of precipitation in Texas: U.S. Geological Survey Scientific Investigations Report 2004–5041, 106 p.

Asquith, W.H., and Thompson, D.B., 2003, Modeling of runoff-producing rainfall hyetographs in Texas using L-moments, *in* Texas Section Spring Meeting, Corpus Christi, Tex., April 2–5, 2003, Proceedings: American Society of Civil Engineers.

Asquith, W.H., Roussel, M.C., Thompson, D.B., Cleveland, T.G., Fang, Xing, 2005, Summary of dimensionless Texas hyetographs and distribution of storm depth developed for Texas Department of Transportation Research Project 0–4194: Center for Transportation Research, University of Texas at Austin, Texas Department of Transportation Research Report 0–4194–4, 68 p.

Bhat, U.N., and Miller, G.K., 2002, Elements of applied stochastic processes (3rd ed.): Hoboken, N.J., John Wiley, 461 p.

Bomar, G.W., 1995, Texas weather: Austin, University of Texas Press, 275 p.

Clarke, R.T., 1998, Stochastic processes for water scientists—Developments and applications: New York, John Wiley, 183 p.

David, H.A., 1981, Order statistics (2nd ed.): New York, John Wiley, 360 p.

Dingman, S.L., 2002, Physical hydrology (2d ed.): Upper Saddle, N.J., Prentice Hall, 575 p.

Environmental Systems Research Institute, Inc. (ESRI), 2002, ArcGIS 8.2: Redlands, Calif., ESRI Geographical Information System and Mapping Software.

Evans, Merran, Hastings, N.A.J., and Peacock, J.B., 2000, Statistical distributions (3rd ed.): New York, John Wiley, 221 p.

Gilchrist, W.G., 2000, Statistical modeling with quantile functions: Boca Raton, Fla., Chapman and Hall CRC Press, 320 p.

Greenwood, J.A., Landwehr, J.M., Matalas, N.C., and Wallis, J.R., 1979, Probability weighted moments—Definition and relation to parameters of several distributions expressible in inverse form: Water Resources Research, v. 15, p. 1,049–1,054.

Hosking, J.R.M., 1989, Some theoretical results concerning L-moments: Yorktown Heights, N.Y., IBM Research Division, T.J. Watson Research Center, Research Report RC14492.

Hosking, J.R.M., 1990, L-moments: Analysis and estimation of distributions using linear combination of order statistics: Journal Royal Statistical Society, B, v. 52, no. 1, p. 105–124.

Hosking, J.R.M., 1994, The four-parameter kappa distribution: IBM Journal of Research and Development, v. 38, no. 3, p. 251–258.

Hosking, J.R.M., 1996, Fortran routines for use with the method of L-moments—Version 3: Yorktown Heights, N.Y., IBM Research Division, Research Report RC 20525.

Hosking, J.R.M., and Wallis, J.R., 1997, Regional frequency analysis—An approach based on L-moments: Cambridge, U.K., Cambridge University Press, 224 p.

Hydrosphere, 2003, NCDC hourly precipitation—West: Boulder, Colo., Hydrosphere Data Products Inc., v. 13.2, CD-ROM.

Isaaks, E.H., and Srivastava, R.M., 1989, An introduction to applied geostatistics: New York, Oxford University Press, 561 p.

Lanning-Rush, J., Asquith, W.H., and Slade, R.M., 1998, Extreme precipitation depths for Texas, excluding the Trans-Pecos region: U.S. Geological Survey Water-Resources Investigations Report 98–4099, 38 p.

Ross, Sheldon, 1994, A first course in probability (4th ed).: New York, MacMillan College Publishing Co., 473 p.

Schueler, T.R., 1987, Controlling urban runoff—A practical manual for planning and designing urban BMPs: Washington, D.C., Metropolitan Washington Council of Governments.

Stedinger, J.R., Vogel, R.M., and Foufoula-Georgiou, Efi, 1992, Frequency analysis of extreme events, *in* Maidment, D.A., ed., Handbook of applied hydrology, chap. 18: New York, McGraw-Hill, p. 18.1–18.66.

Strand [now Roussel], M.C., 2003, Depth-duration frequency of annual precipitation maxima in Texas: Austin, University of Texas at Austin, M.S. thesis, 195 p.

U.S. Environmental Protection Agency, 1986, Methodology for analysis of detention basins for control of urban runoff quality: Washington, D.C., EPA 440/S–87–001.

Vogel, R.M., and Fennessey, N.M., 1993, L-moment diagrams should replace product moment diagrams: Water Resources Research, v. 29, no. 6, p. 1,745–1,752.

Wang, Q.J., 1996, Direct sample estimators of L-moments: Water Resources Research, v. 32, no. 12., p. 3,617–3,619.

Wanielista, M.P., and Yousef, Y.A., 1993, Stormwater management: New York, John Wiley, 579 p.

Wilks, D.S., 1995, Statistical methods in the atmospheric sciences: San Diego, Academic Press, 467 p.

Williams-Sether, Tara, Asquith, W.H., Thompson, D.B., Cleveland, T.G., and Fang, Xing, 2004, Empirical, dimensionless, cumulative-rainfall hyetographs developed from 1959–86 storm data for selected small watersheds in Texas: U.S. Geological Survey Scientific Investigations Report 2004–5057, 125 p.

Table 1. National Weather Service hourly rainfall stations in eastern New Mexico (Hydrosphere, 2003).

[NGVD 29, National Geodetic Vertical Datum of 1929]

Station no.	Station name	County	Elevation (feet above NGVD 29)	Longitude (degrees/ minutes)	Latitude (degrees/ minutes)	Beginning month/ year	Ending month/ year	Percentage of record with data	Years with record
0199	Alamogordo	Otero	4,350	105°56'	32°55'	09/1968	12/2002	85	35
0205	Alamogordo Dam	DeBaca	4,314	104°23'	34°36'	10/1947	01/1975	87	29
0208	Alamogordo Filter Plant	Otero[1]	4,724	105°56'	32°58'	11/1958	05/1968	82	11
0404	Angel Fire 2 S	Colfax	8,632	105°18'	36°22'	07/1990	12/1993	76	4
0407	Angel Fire 1 S	Colfax	8,500	105°17'	36°23'	01/1994	12/2002	62	10
0600	Artesia 6 S	Eddy	3,360	104°23'	32°46'	10/1947	12/2002	95	56
0606	Aspen Grove Ranch	Rio Arriba	9,708	106°11'	36°39'	11/1947	01/1950	23	4
0646	Aurora	Colfax[1]	8,136	105°03'	36°16'	10/1947	08/1960	77	14
1120	Bonito Dam	Lincoln	7,055	105°41'	33°26'	10/1947	12/2002	89	56
1440	Capitan	Lincoln	6,480	105°35'	33°31'	01/1976	12/2002	93	27
1446	Caprock 4 Se	Lea	4,272	103°38'	33°21'	10/1947	12/1971	91	25
1469	Carlsbad	Eddy	3,120	104°13'	32°20'	10/1947	12/2002	92	56
1475	Carlsbad Faa Airport	Eddy	3,232	104°15'	32°20'	10/1949	09/1951	56	3
1480	Carlsbad Caverns	Eddy	4,405	103°56'	32°32'	02/1948	02/1948	6	1
1515	Carrizozo 1 Sw	Lincoln	5,405	105°53'	33°37'	10/1947	12/2002	96	56
1807	Cienega 5 Ssw	Otero	3,802	105°06'	32°02'	10/1957	04/1964	72	8
1840	Circle F Ranch	Lincoln	5,400	105°00'	33°54'	03/1980	01/1995	86	16
1881	Clayton 9 Sse	Union[1]	4,905	103°06'	36°20'	11/1947	11/1947	4	1
1887	Clayton Muni Arpk Ap	Union	4,960	103°09'	36°26'	10/1947	12/2002	88	56
1939	Clovis	Curry	4,290	103°12'	34°25'	07/1949	12/2002	94	54
1950	Clovis 8 Nw	Curry[1]	4,383	103°19'	34°29'	10/1947	06/1949	39	3
1956	Clovis 3 W	Curry[1]	4,272	103°14'	34°25'	10/1947	06/1949	43	3
1961	Clovis 6 Sw	Curry[1]	4,242	103°19'	34°21'	10/1947	06/1949	42	3
1963	Clovis 13 N	Curry	4,435	103°12'	34°35'	07/1949	12/2002	94	54
1982	Cochiti Dam	Sandoval	5,560	106°19'	35°38'	04/1967	12/2002	92	36
2030	Conchas Dam	San Miguel	4,244	104°11'	35°24'	10/1947	12/2002	94	56
2139	Cowles	San Miguel	8,107	105°40'	35°49'	09/1961	04/1965	38	5
2203	Crossroads	Lea	4,150	103°20'	33°31'	03/1977	05/1993	92	17
2207	Crossroads 2	Lea	4,124	103°20'	33°30'	12/1971	12/2002	71	17
2510	Dilia	Guadalupe	5,150	105°03'	35°11'	10/1947	12/2002	90	56
2625	Dunlap 4 Ne	DeBaca[1]	4,032	104°30'	34°08'	11/1947	12/1961	92	15
2665	Duran	Torrance	6,285	105°23'	34°28'	10/1947	12/2002	92	56
2694	Eagle Creek Intake	Lincoln[1]	8,005	105°42'	33°24'	10/1947	10/1949	61	3
2700	Eagle Nest	Colfax	8,280	105°15'	36°33'	10/1947	12/2002	89	56
3145	Farnsworth Ranch	Lincoln	5,400	105°00'	33°54'	05/1953	05/1980	91	28
3242	Folsom	Union[1]	6,604	103°55'	36°52'	10/1947	01/1950	17	4
3288	Fort Stanton	Lincoln	6,224	105°31'	33°30'	05/1970	11/1975	58	6
3374	Galisteo	Santa Fe	6,093	105°57'	35°24'	01/1958	12/1977	96	20
4026	Hobbs	Lea	3,615	103°07'	32°43'	05/1948	09/1948	25	1
4028	Hobbs Faa Airport	Lea	3,655	103°12'	32°41'	06/1948	10/1958	90	11
4030	Hobbs 13 W	Lea	3,816	103°21'	32°42'	10/1996	12/2002	72	7
4089	Hondo 1 Se	Lincoln	5,270	105°15'	33°22'	10/1947	12/2002	93	56
4112	Hope	Eddy	4,091	104°44'	32°48'	05/1965	12/2002	88	34
4306	Ione	Union[1]	4,705	103°18'	35°45'	11/1947	12/1961	82	15
4850	Las Vegas 2 Nw	San Miguel	6,604	105°16'	35°37'	11/1954	06/1983	84	29
4856	Las Vegas Faa Airport	San Miguel	6,866	105°08'	35°39'	11/1947	11/1954	80	8
4860	Las Vegas 4 Nw	San Miguel	6,706	105°16'	35°38'	05/1967	06/1969	68	3
4862	Las Vegas Sewage Plant	San Miguel	6,349	105°12'	35°34'	06/1983	12/2002	91	20
5370	Maljamar	Lea	4,122	103°45'	32°51'	02/1948	12/2002	91	55
5651	Mesa Service Stn	Chaves[1]	5,003	104°41'	33°59'	11/1947	03/1953	74	7

Footnote at end of table.

Table 1. National Weather Service hourly rainfall stations in eastern New Mexico—Continued.

Station no.	Station name	County	Elevation (feet above NGVD 29)	Longitude (degrees/ minutes)	Latitude (degrees/ minutes)	Beginning month/ year	Ending month/ year	Percentage of record with data	Years with record
5866	Montezuma 8 Nw	San Miguel	7,244	105°23'	35°41'	08/1971	10/1973	55	3
6138	Nogal Lake	Lincoln	7,116	105°41'	33°31'	11/1947	05/1970	80	24
6275	Ocate 2 Nw	Mora	7,655	105°03'	36°11'	08/1960	12/2002	94	43
6435	Orogrande	Otero	4,182	106°05'	32°22'	11/1947	12/2002	89	56
6492	Otto Faa Airport	Santa Fe[1]	6,234	106°01'	35°05'	11/1947	07/1954	70	8
6619	Pasamonte	Union	5,650	103°44'	36°17'	11/1947	03/1965	77	19
6659	Pearl	Lea	3,800	103°23'	32°39'	11/1947	08/1996	93	50
6797	Philmont Ranch	Colfax[1]	7,605	105°03'	36°37'	11/1947	06/1957	75	11
6951	Plaza Larga	Quay[1]	4,072	103°36'	35°05'	11/1947	12/1953	85	7
7094	Progresso	Torrance	6,297	105°53'	34°25'	11/1947	12/2002	94	56
7254	Ramon 8 Sw	Lincoln	5,327	105°00'	34°09'	06/1969	12/2002	92	34
7277	Raton	Colfax[1]	6,683	104°26'	36°54'	04/1948	07/1948	24	1
7279	Raton Filter Plant	Colfax	6,932	104°25'	36°55'	09/1953	12/2002	91	39
7283	Raton Wb Airport	Colfax	6,385	104°30'	36°45'	11/1947	11/1968	92	20
7604	Roswell	Chaves[1]	3,573	104°26'	33°19'	11/1947	11/1947	4	1
7605	Roswell Climat	Chaves	3,605	104°33'	33°24'	09/1995	12/1996	45	2
7609	Roswell Muni Ap	Chaves	3,629	104°32'	33°24'	12/1947	12/1972	96	26
7610	Roswell Industrial Ap	Chaves	3,649	104°30'	33°18'	01/1973	12/2002	97	29
7638	Roy	Harding	5,878	104°11'	35°56'	11/1947	12/2002	92	56
7649	Ruidoso	Lincoln	6,935	105°39'	33°21'	11/1947	12/2002	88	51
7651	Ruidoso 2	Lincoln	6,937	105°40'	33°21'	07/1987	06/1993	82	7
7735	Sacramento	Otero	7,316	105°34'	32°48'	11/1947	11/1974	93	28
7736	Sacramento # 2	Otero	7,409	105°33'	32°47'	11/1974	12/2002	88	29
7738	Sacramento Canyon	Otero[1]	7,405	105°43'	32°41'	02/1950	03/1954	70	5
8072	Santa Fe	Santa Fe	7,205	105°54'	35°41'	11/1947	03/1972	90	26
8078	Santa Fe Caa Airport	Santa Fe	6,348	106°05'	35°37'	11/1947	05/1956	83	10
8084	Santa Fe Caja D R	Santa Fe[1]	6,404	106°06'	35°43'	01/1948	01/1950	46	3
8085	Santa Fe 2	Santa Fe	6,756	105°58'	35°37'	03/1972	12/2002	91	31
8187	Sedan 7 Nw	Union[1]	4,774	103°13'	36°12'	11/1947	04/1960	72	14
8358	Skipworth Ranch	DeBaca	4,183	104°29'	34°11'	01/1962	01/1969	62	4
8501	Springer	Colfax	5,922	104°35'	36°21'	11/1947	12/2002	92	56
8518	Stanley 2 Nne	Santa Fe	6,375	105°56'	35°10'	12/1954	12/2002	88	49
8596	Sumner Lake	DeBaca	4,306	104°22'	34°36'	01/1975	12/2002	88	28
8788	Tererro	San Miguel[1]	7,507	105°40'	35°46'	11/1947	08/1961	86	15
8816	Thomas 3 E	Union[1]	4,892	103°15'	36°15'	01/1955	05/1955	8	1
9148	Tucumcari	Quay	4,042	103°42'	35°10'	01/1948	01/1949	50	2
9153	Tucumcari Faa Airport	Quay	4,051	103°36'	35°11'	06/1948	09/1951	49	4
9156	Tucumcari 4 Ne	Quay	4,086	103°41'	35°12'	11/1947	12/2002	92	56
9193	Turquoise Bonanza Creek	Santa Fe	6,124	106°06'	35°33'	02/1978	03/1996	88	19
9265	Two Rivers Reservoir	Chaves	4,056	104°37'	33°17'	07/1963	08/1982	89	20
9569	Waste Isoltn Pilot Plt	Eddy	3,418	103°47'	32°22'	09/1986	12/2002	91	17
9686	White Sands Natl Mon	Otero	3,995	106°10'	32°46'	11/1947	12/2002	93	56

[1] County name or elevation not available in Hydrosphere (2003); supplied by authors.

Table 2. National Weather Service hourly rainfall stations in Oklahoma (Hydrosphere, 2003).

[NGVD 29, National Geodetic Vertical Datum of 1929]

Station no.	Station name	County	Elevation (feet above NGVD 29)	Longitude (degrees/ minutes)	Latitude (degrees/ minutes)	Beginning month/ year	Ending month/ year	Percentage of record with data	Years with record
0017	Ada	Pontotoc	1,015	96°41'	34°47'	04/1957	06/1957	22	1
0026	Adair 1 E	Mayes[1]	679	95°15'	36°26'	10/1947	04/1969	80	23
0179	Altus Irig Res Station	Jackson	1,380	99°20'	34°35'	01/1948	12/2002	83	35
0188	Altus 7 Ne	Jackson	1,440	99°16'	34°43'	10/1947	08/1970	78	24
0215	Ames	Major	1,213	98°11'	36°14'	10/1947	12/2002	83	56
0242	Anthon 6 W	Custer[1]	1,821	99°06'	35°45'	10/1947	08/1973	88	27
0256	Antlers	Pushmataha	470	95°36'	34°13'	10/1947	03/2001	89	55
0260	Apache	Caddo	1,280	98°21'	34°53'	11/1947	06/1957	12	2
0292	Ardmore	Carter	880	97°08'	34°10'	04/1957	12/2002	71	21
0293	Ardmore #2	Carter	850	97°09'	34°09'	08/1960	08/1994	86	26
0296	Ardmore Faa Airport	Carter	725	97°01'	34°18'	10/1947	12/1958	90	12
0535	Barnsdall	Osage	770	96°09'	36°33'	05/1979	11/2002	80	19
0537	Barnsdall 2	Osage	740	96°10'	36°33'	11/1986	01/1992	68	7
0670	Bengal 2 Nnw	Latimer	665	95°04'	34°51'	10/1947	12/2002	91	56
0814	Blackwell 1 W	Kay	1,040	97°18'	36°48'	11/1947	09/1951	35	5
0908	Boise City 2 E	Cimarron	4,145	102°28'	36°43'	10/1947	12/2002	75	39
0912	Boise City 2	Cimarron	4,163	102°30'	36°44'	07/1965	07/1983	83	19
1148	Britton 2 E	Oklahoma[1]	1,171	97°30'	35°34'	04/1957	06/1957	22	1
1168	Broken Bow Dam	McCurtain	443	94°42'	34°08'	08/1964	07/1997	88	34
1391	Calvin	Hughes	800	96°15'	34°58'	04/1957	06/1957	24	1
1436	Caney 1 Nne	Atoka	531	96°13'	34°14'	10/1947	04/1978	89	32
1437	Caney	Atoka	560	96°12'	34°13'	05/1978	12/2002	78	25
1544	Carter Tower	McCurtain	1,300	94°46'	34°15'	11/1947	12/2002	92	56
1684	Chandler	Lincoln	958	96°52'	35°42'	06/1953	12/2002	89	50
1688	Chandler 2	Lincoln[1]	860	96°52'	35°43'	10/1947	06/1953	54	7
1750	Chickasha Exp Stn	Grady	1,085	97°54'	35°02'	03/1958	12/2002	90	45
1855	Clayton	Pushmataha	600	95°21'	34°35'	04/1957	06/1957	23	1
1891	Cleveland 1	Pawnee[1]	801	96°28'	36°19'	01/1948	04/1948	30	1
1900	Cleveland	Pawnee	795	96°28'	36°18'	10/1947	12/1982	94	36
1902	Cleveland 4 Wsw	Pawnee	920	96°32'	36°17'	06/1984	06/2001	83	18
1909	Clinton	Custer	1,610	98°58'	35°30'	04/1957	06/1957	22	1
1954	Coalgate 1 Wnw	Coal	610	96°14'	34°33'	04/1957	06/1957	22	1
2145	Corum 1 W	Stephens[1]	1,040	98°07'	34°21'	03/1958	06/1964	79	7
2242	Crescent	Logan	1,135	97°35'	35°57'	04/1957	06/1957	24	1
2309	Cumberland Oil Field	Marshall[1]	712	96°34'	34°05'	01/1948	10/1951	94	4
2334	Custer City 3 Se	Custer	1,755	98°49'	35°38'	08/1973	12/2002	89	30
2500	Dibble	McClain[1]	[1]1,170	97°37'	35°02'	04/1957	06/1957	16	1
2654	Duncan Airport	Stephens	1,105	97°57'	34°29'	09/1979	12/2002	84	24
2665	Duncan 1 Ssw	Stephens	1,132	97°58'	34°29'	10/1947	08/1979	86	33
2678	Durant	Bryan	600	96°22'	34°00'	04/1957	06/1957	16	1
2849	Elk City	Beckham	1,970	99°24'	35°22'	10/1947	12/2002	89	52
2852	Elk City 2	Beckham	2,001	99°26'	35°25'	03/1976	11/1981	90	6
2994	Eufaula Dam	Muskogee	541	95°20'	35°18'	03/1957	05/1965	87	9
2997	Eufaula Reservoir	Haskell	732	95°22'	35°18'	05/1965	08/1970	88	6
3002	Eva	Texas	3,574	101°54'	36°47'	10/1947	12/2002	89	56
3281	Fort Cobb	Caddo	1,285	98°26'	35°06'	12/1952	12/2002	94	51
3286	Fort Gibson Dam	Cherokee	531	95°14'	35°52'	05/1949	04/2001	83	53
3304	Fort Supply 3 Se	Woodward	2,030	99°32'	36°32'	10/1947	12/2002	90	56
3353	Frederick	Tillman	1,285	99°00'	34°23'	04/1957	06/1957	21	1
3407	Gage Airport	Ellis	2,191	99°46'	36°17'	05/1948	12/2002	62	10

Footnote at end of table.

Table 2. National Weather Service hourly rainfall stations in Oklahoma—Continued.

Station no.	Station name	County	Elevation (feet above NGVD 29)	Longitude (degrees/ minutes)	Latitude (degrees/ minutes)	Beginning month/ year	Ending month/ year	Percentage of record with data	Years with record
3497	Geary	Blaine	1,595	98°19'	35°37'	10/1947	12/2002	94	56
3628	Goodwell Research Sta	Texas	3,310	101°37'	36°35'	10/1947	12/2002	89	56
3700	Grand River Dam	Mayes	771	95°03'	36°28'	10/1947	03/1980	78	33
3740	Great Salt Plains Dam	Alfalfa	1,200	98°07'	36°44'	10/1947	12/2002	89	56
3830	Guthrie Scs	Logan[1]	981	97°25'	35°48'	11/1947	09/1957	81	11
3835	Guymon	Texas	3,070	101°28'	36°42'	05/1948	09/1951	63	4
4001	Healdton	Carter	734	97°28'	34°13'	05/1957	06/1957	10	1
4008	Heavener 2 N	LeFlore	592	94°35'	34°54'	11/1951	06/1952	31	2
4010	Heavener Experiment Far	LeFlore[1]	561	94°36'	34°55'	10/1947	07/1967	89	21
4051	Hennepin	Garvin	942	97°21'	34°31'	03/1948	05/1974	96	27
4052	Hennepin 5 N	Garvin	970	97°20'	34°34'	05/1974	12/2002	90	29
4098	Heyburn Dam	Creek	831	96°17'	35°57'	06/1949	07/1997	93	49
4202	Hobart	Kiowa	1,547	99°05'	35°01'	03/1952	12/2002	90	51
4204	Hobart Municipal Ap	Kiowa	1,556	99°03'	34°59'	10/1947	11/1952	79	6
4384	Hugo	Choctaw	520	95°32'	34°01'	10/1947	09/1999	93	53
4386	Hugo Dam	Choctaw	466	95°24'	34°00'	01/1969	05/1997	88	29
4388	Hulah	Osage[1]	722	96°02'	36°56'	10/1947	07/1949	54	3
4393	Hulah Dam	Osage	744	96°06'	36°55'	12/1947	05/1997	88	50
4506	Inola 6 Ssw	Wagoner	545	95°33'	36°04'	03/1968	01/1999	83	32
4692	Kaw Dam	Kay	1,079	96°56'	36°42'	08/1968	09/1980	89	13
4812	Keystone Dam	Tulsa	705	96°15'	36°09'	08/1957	06/1997	88	41
4865	Kingston 4 Sse	Marshall	712	96°41'	33°56'	10/1947	12/2002	93	56
4969	Lake C Blackwell	Payne[1]	951	97°11'	36°09'	10/1947	12/1952	74	6
4975	Lake Eufaula	Haskell	850	95°25'	35°17'	09/1970	12/2002	86	33
4978	Lake Overholser	Oklahoma	1,270	97°39'	35°29'	01/1952	12/2002	90	51
5063	Lawton	Comanche	1,150	98°27'	34°36'	10/1947	12/1947	25	1
5068	Lawton 2n	Comanche[1]	1,122	98°24'	34°39'	01/1948	10/1949	88	2
5108	Lehigh 4 Sw	Coal	695	96°16'	34°26'	10/1947	04/2002	90	56
5329	Lookeba 1 N	Caddo	1,442	98°22'	35°22'	04/1957	06/1957	19	1
5463	Mackie 4 Nnw	Roger Mills	2,150	99°49'	35°44'	01/1970	12/2002	83	33
5581	Marlow 1 Wsw	Stephens	1,250	97°58'	34°38'	04/1957	06/1957	23	1
5582	Marlow 8 Wsw	Stephens[1]	1,142	98°05'	34°37'	03/1958	06/1964	82	7
5589	Marshall	Logan	1,045	97°37'	36°09'	10/1975	12/2002	91	28
5648	Mayfield	Beckham	2,005	99°52'	35°20'	10/1947	12/2002	92	56
5662	Mcalester 4 W	Pittsburg	670	95°50'	34°57'	10/1947	08/1957	88	11
5664	Mcalester Rgnl Ap	Pittsburg	770	95°46'	34°52'	05/1980	12/2002	74	23
6130	Muskogee	Muskogee	518	95°20'	35°46'	10/1947	12/2002	83	56
6328	Ninnekah	Grady[1]	1,161	97°56'	34°57'	10/1947	12/1966	76	20
6391	Norman Univ Of Oklahoma	Cleveland[1]	1,171	97°26'	35°13'	05/1951	10/1951	42	1
6485	Nowata	Nowata	710	95°38'	36°41'	07/1949	12/2002	88	53
6612	Oilton	Creek	880	96°35'	36°05'	07/1995	11/1997	8	3
6616	Oilton 2 Se	Creek	880	96°34'	36°04'	11/1947	12/2002	78	56
6620	Okarche	Kingfisher	1,245	97°58'	35°43'	06/1981	12/2002	89	22
6627	Okay 3 W Lock 17	Wagoner	520	95°22'	35°51'	06/1972	01/1999	76	28
6638	Okemah	Okfuskee	935	96°18'	35°25'	10/1947	12/2002	86	54
6643	Okemah 2	Okfuskee[1]	801	96°18'	35°27'	11/1947	10/1950	67	4
6656	Oklahoma City Wb City	Oklahoma	1,263	97°32'	35°29'	10/1947	03/1954	80	8
6661	Oklahoma City Airport	Oklahoma	1,304	97°36'	35°23'	10/1947	12/2002	97	56
6729	Oologah Dam	Rogers	683	95°41'	36°26'	08/1956	01/1999	87	44
6740	Optima Lake	Texas	2,834	101°08'	36°39'	10/1973	12/1994	90	22
6760	Orlando 1 Nne	Noble	1,089	97°22'	36°10'	10/1947	10/1975	84	29
6859	Paoli 2 W	Garvin	931	97°17'	34°49'	10/1947	12/2002	93	56

Footnote at end of table.

Table 2. National Weather Service hourly rainfall stations in Oklahoma—Continued.

Station no.	Station name	County	Elevation (feet above NGVD 29)	Longitude (degrees/ minutes)	Latitude (degrees/ minutes)	Beginning month/ year	Ending month/ year	Percentage of record with data	Years with record
6926	Pauls Valley 4 Wsw	Garvin	940	97°16'	34°43'	04/1957	06/1957	15	1
6935	Pawhuska	Osage	835	96°20'	36°40'	02/1950	12/2002	94	53
6940	Pawnee	Pawnee	835	96°48'	36°21'	12/1949	12/1949	0	1
6944	Pawnee 5 N	Pawnee	1,000	96°48'	36°24'	10/1947	12/2002	92	56
7080	Pine Creek Dam	McCurtain	490	95°05'	34°07'	11/1965	06/1997	84	33
7196	Ponca City	Kay	1,005	97°05'	36°43'	03/1952	12/2002	86	51
7201	Ponca City Muni Ap	Kay	1,000	97°06'	36°44'	10/1947	02/1952	70	6
7309	Pryor	Mayes	625	95°19'	36°18'	02/1973	12/2002	79	30
7358	Quapaw	Ottawa	850	94°47'	36°58'	12/1947	03/1965	82	19
7372	Quinton	Pittsburg	654	95°22'	35°08'	04/1957	06/1957	24	1
7412	Range	Texas	2,710	101°05'	36°32'	10/1947	12/2002	88	56
7556	Renfrow	Grant	1,214	97°39'	36°55'	08/1992	12/2002	72	11
7588	Reydon 7 Nne	Roger Mills[1]	2,172	99°52'	35°45'	10/1947	10/1965	82	19
7660	Riverside 4 W	Beaver	2,450	100°25'	36°47'	10/1947	12/2002	88	56
7675	Robert S Kerr Dam	Sequoyah	493	94°46'	35°20'	06/1966	10/2001	73	36
7705	Roff 2 Wnw	Pontotoc	1,255	96°52'	34°38'	10/1947	12/2002	87	56
7714	Roll	Roger Mills	2,303	99°43'	35°47'	11/1947	01/1970	73	24
7732	Rose	Mayes	1,001	95°02'	36°13'	02/1951	01/1974	84	24
7739	Rose Tower	Mayes	1,250	95°01'	36°10'	01/1974	12/2002	83	29
8029	Seiling 3 N	Major	1,675	98°55'	36°11'	10/1947	07/1970	77	24
8092	Shattuck	Ellis[1]	2,241	99°53'	36°16'	11/1947	12/1947	16	1
8101	Shattuck 1nw	Ellis	2,195	99°53'	36°17'	10/1947	12/2002	84	56
8290	Snomac	Seminole	679	96°40'	35°05'	10/1947	10/1980	90	34
8420	Spiro 7 Ne Lock And Dam	LeFlore	420	94°33'	35°19'	07/1972	03/1989	65	18
8470	Steeley	Deleware[1]	1,001	94°53'	36°18'	10/1947	01/1951	19	4
8497	Stigler 1 Se	Haskell	570	95°06'	35°14'	10/1947	12/2002	90	56
8501	Stillwater 2 W	Payne	895	97°05'	36°07'	03/1948	12/2002	93	52
8504	Stillwater 4 N	Payne	930	97°04'	36°10'	07/1980	11/1986	67	7
8708	Taloga	Dewey	1,705	98°57'	36°02'	04/1957	12/2002	86	34
8769	Tenkiller Ferry Dam	Sequoyah	770	95°03'	35°36'	04/1949	01/1999	82	51
8879	Tipton 4 S	Tillman	1,362	99°08'	34°26'	01/1948	08/1955	84	8
8884	Tishomingo Natl Wl Ref	Johnston	642	96°38'	34°11'	02/1948	02/1948	8	1
8992	Tulsa Intl Airport	Tulsa	650	95°53'	36°11'	01/1948	12/2002	99	55
9014	Turpin	Beaver[1]	2,743	100°52'	36°52'	01/1948	10/1949	59	2
9023	Tuskahoma	Pushmataha	600	95°16'	34°36'	01/1948	12/2002	92	55
9247	Wagoner	Wagoner	590	95°22'	35°58'	04/1957	06/1957	23	1
9278	Walters	Cotton	1,005	98°18'	34°21'	04/1957	06/1957	21	1
9300	Wann 2	Nowata[1]	869	95°48'	36°55'	04/1957	06/1957	25	1
9364	Watonga	Blaine	1,550	98°24'	35°51'	04/1957	06/1957	24	1
9404	Waynoka	Woods	1,508	98°52'	36°34'	01/1948	12/2002	89	55
9450	Webbers Falls Dam	Muskogee	520	95°10'	35°35'	06/1966	10/2001	79	36
9503	West Branch	Pawnee	902	96°39'	36°15'	01/1948	06/1957	94	10
9629	Wichita Mtn Wl Ref	Comanche	1,665	98°42'	34°43'	01/1948	12/2002	90	55
9719	Wister 3 Ne	LeFlore	499	94°41'	35°00'	07/1967	03/1989	74	23
9724	Wister 3 S	LeFlore	525	94°42'	34°56'	08/1989	12/2002	83	14
9748	Wolf 4 N	Seminole	900	96°40'	35°08'	08/1980	12/2002	87	23
9762	Woodward Field Stn	Woodward	1,991	99°24'	36°25'	01/1949	06/1979	96	31

[1] County name or elevation not available in Hydrosphere (2003); supplied by authors.

Table 3. National Weather Service hourly rainfall stations in Texas (Hydrosphere, 2003).

[NGVD 29, National Geodetic Vertical Datum of 1929]

Station no.	Station name	County	Elevation (feet above NGVD 29)	Longitude (degrees/ minutes)	Latitude (degrees/ minutes)	Beginning month/ year	Ending month/ year	Percentage of record with data	Years with record
0015	Abilene 3	Taylor	1,780	99°42'	32°26'	02/1948	02/1948	7	1
0016	Abilene Regional Ap	Taylor	1,790	99°40'	32°24'	12/1940	12/2002	96	63
0050	Adamsville	Lampasas	1,030	98°09'	31°17'	05/1963	10/1985	90	23
0054	Addicks	Harris	102	95°39'	29°46'	10/1947	05/1948	32	2
0120	Albany	Shackelford	1,400	99°18'	32°43'	04/1957	06/1957	19	1
0145	Alice Caa Airport	Jim Wells	173	98°02'	27°44'	12/1919	09/1951	49	5
0146	Alief	Harris	79	95°36'	29°43'	10/1947	05/1948	30	2
0174	Alpine	Brewster	4,438	103°39'	30°22'	08/1971	12/2002	96	32
0178	Alpine 11 Nw	Jeff Davis	4,544	103°46'	30°28'	07/1971	09/1971	23	1
0179	Alpine 10 Sw	Brewster	5,033	103°47'	30°16'	10/1971	04/1979	70	9
0202	Alvarado 2 Nnw	Johnson	835	97°13'	32°26'	07/1977	02/1987	64	8
0206	Alvord 3 Ne	Wise	1,010	97°39'	33°23'	04/1942	12/2002	83	61
0208	Alvord Acf 2	Wise[1]	889	97°42'	33°22'	11/1947	11/1947	4	1
0211	Amarillo Wso Airport	Potter	3,586	101°42'	35°13'	02/1941	12/2002	98	62
0244	Anderson	Grimes	351	95°59'	30°29'	05/1940	09/1941	64	2
0248	Andrews	Andrews	3,192	102°33'	32°20'	07/1942	12/2002	92	61
0262	Anna	Collin	680	96°31'	33°21'	08/1946	10/1995	88	50
0271	Antelope	Jack	1,040	98°22'	33°26'	04/1957	06/1957	20	1
0380	Asherton	Dimmit[1]	551	99°45'	28°26'	04/1941	12/1959	71	19
0394	Aspermont	Stonewall	1,670	100°14'	33°09'	04/1957	06/1957	16	1
0408	Atlanta	Cass	315	94°09'	33°07'	04/1957	06/1957	22	1
0427	Austin Wtr Trtmt Plant	Travis	500	97°39'	30°16'	09/1996	12/1997	39	2
0428	Austin Camp Mabry	Travis	658	97°45'	30°19'	08/1942	12/2002	97	61
0429	Austin-Bergstrom Intl	Travis	480	97°40'	30°10'	01/1940	07/1942	85	3
0463	Bade Ranch	Sterling[1]	[1]2,491	101°10'	31°50'	05/1943	04/1949	55	7
0493	Ballinger 2 Nw	Runnels	1,755	99°58'	31°44'	04/1957	06/1957	18	1
0495	Balmorhea	Reeves[1]	3,192	103°44'	30°59'	07/1942	03/1960	69	17
0496	Balmorhea Wb Pan	Reeves[1]	3,222	103°41'	31°00'	07/1947	09/1948	47	2
0498	Balmorhea	Reeves	3,220	103°44'	30°59'	04/1948	02/1949	30	2
0509	Bankersmith	Kendall	1,750	98°49'	30°08'	05/1940	12/2002	93	63
0518	Bardwell Dam	Ellis	461	96°38'	32°15'	04/1965	12/2002	92	38
0521	Barker Rec	Harris[1]	131	95°41'	29°52'	10/1947	05/1948	27	2
0556	Bateman Ranch	King	1,811	100°09'	33°35'	04/1971	09/1973	71	3
0569	Bay City Waterworks	Matagorda	52	95°57'	28°59'	06/1940	12/2002	83	46
0572	Bay City 2 N	Matagorda[1]	49	95°58'	29°00'	10/1947	10/1965	90	19
0576	Bayview	Cameron[1]	20	97°24'	26°07'	10/1947	05/1950	65	4
0580	Baylor Ranch	La Salle[1]	400	98°59'	28°18'	06/1940	04/1953	72	14
0587	Baytown 2	Harris	30	95°01'	29°45'	11/1947	08/1969	87	15
0605	Beasley	Fort Bend[1]	102	95°52'	29°30'	10/1947	11/1950	53	4
0639	Beeville 5 Ne	Bee	255	97°42'	28°27'	08/1953	12/2002	90	50
0655	Bellville 6 Nne	Austin	280	96°13'	30°01'	09/1986	09/1986	0	1
0665	Belton Dam	Bell	664	97°29'	31°06'	09/1951	12/1992	92	42
0689	Benavides	Duval	381	98°25'	27°36'	03/1940	12/1984	91	44
0690	Benavides 2	Duval	380	98°24'	27°35'	07/1982	12/2002	77	21
0691	Benbrook Dam	Tarrant	790	97°26'	32°38'	06/1949	12/2002	92	54
0708	Benjamin 15 W	King	1,650	100°02'	33°35'	02/1989	10/1992	56	4
0738	Bertram 3 Ene	Burnet	1,139	98°00'	30°45'	01/1968	12/2002	95	35
0776	Big Lake Lcra 140	Reagan	2,690	101°28'	31°12'	05/1940	07/1990	90	51
0779	Big Lake 2	Reagan	2,703	101°28'	31°11'	08/1990	12/2002	90	13
0784	Big Spring Field Stn	Howard	2,509	101°29'	32°16'	12/1953	12/2002	93	50
0786	Big Spring	Howard	2,510	101°27'	32°14'	05/1940	10/1953	90	14
0917	Bon Wier	Newton	89	93°39'	30°44'	05/1940	09/1974	89	35
0923	Bonham 3 Nne	Fannin	600	96°10'	33°38'	04/1957	06/1957	22	1

Footnote at end of table.

Table 3. National Weather Service hourly rainfall stations in Texas—Continued.

Station no.	Station name	County	Elevation (feet above NGVD 29)	Longitude (degrees/ minutes)	Latitude (degrees/ minutes)	Beginning month/ year	Ending month/ year	Percentage of record with data	Years with record
0926	Bonita 4 Nw	Montague	985	97°39'	33°50'	02/1940	12/2002	93	63
0950	Boquillas Ranger Stn	Brewster	1,857	102°57'	29°11'	02/1953	03/1955	57	3
0996	Boyd	Wise	730	97°33'	33°04'	04/1957	06/1957	21	1
1013	Brackettville 22 N	Kinney	1,675	100°28'	29°36'	10/1995	12/2002	67	8
1017	Brady	McCulloch	1,720	99°20'	31°07'	05/1940	12/2002	93	63
1042	Breckenridge	Stephens	1,170	98°54'	32°45'	04/1957	06/1957	17	1
1048	Brenham	Washington	313	96°23'	30°09'	04/1957	06/1957	19	1
1053	Brewers Store 5 Sw	Kimble[1]	1,762	99°33'	30°41'	05/1940	11/1956	92	17
1057	Brice 2 S	Hall	2,228	100°54'	34°41'	04/1941	09/1982	93	42
1063	Bridgeport	Wise	745	97°46'	33°12'	04/1957	06/1957	22	1
1068	Briggs	Burnet	1,090	97°56'	30°53'	02/1940	07/1998	91	59
1080	Brite Ranch	Presidio[1]	4,623	104°32'	30°20'	02/1942	01/1951	58	8
1081	Britton	Tarrant	561	97°04'	32°33'	07/1946	01/1974	85	29
1133	Brownsville	Cameron	18	97°30'	25°54'	01/1948	04/1948	30	1
1136	Brownsville Wso Ap	Cameron	19	97°25'	25°54'	04/1942	12/2002	97	61
1138	Brownwood	Brown	1,385	98°57'	31°40'	04/1957	06/1957	15	1
1139	Brownwood Near Scs 3	Brown[1]	1,342	98°59'	31°42'	01/1940	06/1941	74	2
1154	Bryan Caa Airport	Brazos[1]	266	96°28'	30°38'	07/1948	07/1951	59	4
1165	Buchanan Dam	Llano[1]	1,020	98°25'	30°45'	05/1946	03/1964	77	18
1185	Buenavista 2 Nnw	Pecos[1]	2,513	102°40'	31°15'	08/1942	09/1963	81	22
1186	Buescher Lake Gage 2	Bastrop[1]	[1]463	97°09'	30°03'	03/1941	05/1943	61	3
1188	Buffalo	Leon	358	96°03'	31°28'	07/1947	09/1947	21	1
1245	Burleson 2 Ssw	Johnson	771	97°20'	32°31'	04/1957	06/1957	22	1
1246	Burleson	Johnson	730	97°19'	32°33'	12/1982	12/2002	92	21
1267	Bushland 1 Wsw	Potter	3,819	102°04'	35°11'	02/1940	05/1953	76	14
1304	Cadiz	Bee[1]	351	97°57'	28°26'	03/1940	08/1953	81	14
1325	Calhoun	Colorado[1]	161	96°20'	29°32'	03/1940	03/1965	92	26
1429	Canyon Dam	Comal	1,000	98°11'	29°52'	08/1978	12/2002	86	25
1431	Canyon Dam No 1	Comal	980	98°17'	29°51'	02/1961	09/2002	84	41
1432	Canyon Dam 2	Comal	1,040	98°21'	29°50'	02/1961	03/1989	86	29
1433	Canyon Dam No 3	Comal	1,265	98°24'	29°56'	02/1961	12/2002	87	42
1434	Canyon Dam No 4	Comal	1,168	98°22'	29°54'	02/1961	12/2002	90	41
1435	Canyon Dam 5	Comal	1,002	98°21'	29°55'	02/1961	05/1987	87	27
1436	Canyon Dam 6	Comal	1,137	98°18'	29°56'	02/1961	12/2002	96	42
1437	Capps	Moore[1]	3,304	101°38'	36°03'	02/1961	08/1961	53	1
1438	Canyon Dam No 7	Comal	978	98°13'	29°55'	02/1961	06/1993	89	33
1462	Carlsbad	Tom Green[1]	1,923	100°35'	31°35'	10/1947	04/1949	0	2
1492	Carta Valley	Edwards	1,851	100°40'	29°47'	07/1963	06/1995	89	33
1500	Carthage	Panola	340	94°21'	32°08'	04/1957	06/1957	23	1
1528	Catarina	Dimmit	560	99°37'	28°20'	01/1960	10/2001	87	42
1541	Cedar Creek 4 Se	Bastrop	470	97°27'	30°02'	10/2001	12/2002	48	2
1569	Cego Nr Scs Temple 4	Falls[1]	[1]500	97°10'	31°15'	01/1940	09/1943	78	4
1632	Chambers Hill Guard Stn	Sabine[1]	351	93°50'	31°28'	07/1947	08/1947	13	1
1641	Chancellor	Pecos[1]	3,402	103°11'	30°42'	08/1942	02/1955	57	14
1646	Channing	Hartley	3,800	102°20'	35°41'	01/1941	12/2002	90	62
1663	Charlotte 5 Nnw	Atascosa	441	98°44'	28°55'	09/2001	12/2002	32	2
1671	Cheapside	Gonzales	310	97°20'	29°18'	05/1940	12/2002	91	63
1680	Cherokee	San Saba	1,490	98°43'	30°59'	05/1941	03/1972	90	31
1694	Childress 2	Childress	1,940	100°12'	34°25'	11/1997	12/2002	54	6
1696	Childress 3 Wsw	Childress	1,972	100°15'	34°26'	02/1940	08/1975	86	31
1697	Childress 13 Nw	Childress	1,713	100°20'	34°34'	02/1975	06/1978	53	4
1698	Childress Municipal Ap	Childress	1,951	100°16'	34°25'	10/1947	12/2002	83	34
1720	Choke Canyon Dam	Live Oak	230	98°15'	28°28'	09/1997	12/2002	79	6
1761	Clarendon	Donley	2,700	100°53'	34°55'	07/1948	06/1950	45	3
1773	Clarksville 1 W	Red River	426	95°01'	33°36'	09/1940	12/2002	93	58

Footnote at end of table.

Table 3. National Weather Service hourly rainfall stations in Texas—Continued.

Station no.	Station name	County	Elevation (feet above NGVD 29)	Longitude (degrees/ minutes)	Latitude (degrees/ minutes)	Beginning month/ year	Ending month/ year	Percentage of record with data	Years with record
1810	Cleveland	Liberty	196	95°05'	30°21'	04/1957	06/1957	22	1
1823	Clifton 9 E	Bosque	669	97°26'	31°48'	04/1957	06/1957	21	1
1870	Coldspring 5 Ssw	San Jacinto	355	95°09'	30°32'	03/1965	07/1970	82	6
1875	Coleman	Coleman	1,727	99°25'	31°49'	04/1957	06/1957	19	1
1876	Coleman Near Scs	Coleman[1]	2,001	99°38'	31°52'	04/1942	07/1943	62	2
1889	College Sta Easterwood	Brazos	305	96°21'	30°35'	08/1951	12/2002	74	5
1903	Colorado City	Mitchell	2,105	100°51'	32°23'	06/1993	12/2002	89	10
1914	Comanche	Comanche	1,345	98°35'	31°54'	04/1957	06/1957	18	1
1920	Comfort 2	Kendall	1,435	98°53'	29°57'	07/1990	12/2002	71	13
1921	Commerce 4 Sw	Hunt	550	95°56'	33°12'	08/1948	12/2002	92	55
1937	Concord 1 N	Rusk	541	94°35'	31°55'	08/1962	10/1983	89	22
1956	Conroe	Montgomery	245	95°28'	30°19'	07/1947	12/2002	85	56
1970	Cooper	Delta	480	95°41'	33°22'	04/1957	06/1957	21	1
2014	Corpus Christi	Nueces	10	97°24'	27°48'	01/1940	12/1948	100	8
2015	Corpus Christi Wsfo Ap	Nueces	41	97°30'	27°46'	10/1947	12/2002	98	56
2019	Corsicana	Navarro	413	96°28'	32°06'	04/1957	06/1957	20	1
2024	Coryell City	Coryell	971	97°37'	31°33'	07/1944	03/1989	86	46
2042	Cottonwood Dam 1	El Paso[1]	3,852	106°05'	31°33'	10/1947	07/1949	41	3
2043	Cottonwood Dam # 2	El Paso	[1]385	106°04'	31°32'	08/1943	11/1948	72	5
2048	Cotulla La Salle Co Ap	La Salle	476	99°13'	28°27'	04/1956	12/2002	89	47
2050	Cotulla Faa Airport	La Salle	463	99°13'	28°27'	10/1949	09/1951	53	3
2051	Cotulla Hillje Ranch	La Salle	331	99°04'	28°14'	04/1953	03/1956	63	4
2053	County Line	Hudspeth[1]	3,553	105°59'	31°23'	03/1942	07/1942	41	1
2073	Crabb 2 W	Fort Bend[1]	112	95°45'	29°32'	01/1948	09/1964	92	17
2082	Crane 2 E	Crane	2,602	102°18'	31°24'	08/1943	12/2002	93	60
2086	Cranfills Gap	Bosque	975	97°50'	31°46'	05/1940	12/2002	81	63
2088	Crawford	McLennan	705	97°27'	31°32'	11/2001	12/2002	45	2
2090	Crawford 4 Wsw	McLennan	842	97°31'	31°31'	11/1988	06/1995	72	8
2096	Cresson	Hood	1,050	97°37'	32°32'	09/1946	12/2002	91	57
2128	Cross Plains 1	Callahan	1,742	99°10'	32°07'	01/1940	10/1947	87	8
2131	Cross Plains 2	Callahan	1,790	99°09'	32°07'	11/1947	12/2002	89	56
2142	Crowell	Foard	1,455	99°43'	33°59'	04/1957	06/1957	21	1
2160	Crystal City	Zavala	580	99°49'	28°40'	07/1948	02/1949	22	2
2206	Cypress	Harris	150	95°41'	29°57'	01/1991	12/2002	94	12
2238	Dalhart	Dallam[1]	4,003	102°29'	36°05'	01/1941	12/1946	86	6
2240	Dalhart Faa Airport	Hartley	3,990	102°32'	36°01'	04/1950	09/1951	58	2
2242	Dal-ftw Intl Ap	Tarrant	560	97°01'	32°53'	02/1974	12/2002	97	29
2244	Dallas Love Field	Dallas	440	96°51'	32°51'	11/1940	12/2002	90	62
2247	Dallas Wfaa	Dallas[1]	479	96°47'	32°46'	01/1940	10/1940	80	1
2309	Dawson	Navarro[1]	479	96°43'	31°54'	12/1943	06/1962	77	19
2312	Deberry	Panola	361	94°10'	32°18'	08/1973	02/1984	81	12
2334	Decatur	Wise	1,025	97°35'	33°13'	08/1945	02/1948	57	4
2336	Decatur 7 N	Wise[1]	902	97°35'	33°20'	10/1947	10/1953	73	7
2354	Dell City 5 Ssw	Hudspeth	3,770	105°14'	31°52'	05/1955	09/1957	39	3
2355	Delmita	Hidalgo[1]	102	98°07'	26°39'	03/1940	06/1941	51	2
2357	Del Rio Wb City	Val Verde[1]	961	100°54'	29°22'	02/1940	04/1951	87	12
2360	Del Rio Ap	Val Verde	999	100°55'	29°22'	05/1951	12/2002	84	46
2361	Del Rio 2 Nw	Val Verde	1,080	100°54'	29°25'	08/1996	12/2002	66	7
2394	Denison Dam	Grayson	613	96°34'	33°49'	01/1940	07/1997	91	58
2404	Denton 2 Se	Denton	630	97°06'	33°11'	08/1946	12/2002	90	57
2415	Deport 4 Nw	Lamar	436	95°22'	33°33'	02/1944	04/2001	84	58
2462	Dime Box	Lee	335	96°50'	30°21'	07/1981	12/2002	80	22
2528	Dora Near Scs 6	Taylor[1]	2,303	100°06'	32°16'	10/1940	08/1943	64	4
2617	Dumas	Moore	3,655	101°58'	35°52'	01/1941	07/1948	83	7

Footnote at end of table.

Table 3. National Weather Service hourly rainfall stations in Texas—Continued.

Station no.	Station name	County	Elevation (feet above NGVD 29)	Longitude (degrees/ minutes)	Latitude (degrees/ minutes)	Beginning month/ year	Ending month/ year	Percentage of record with data	Years with record
2619	Dumas 8 Ne	Moore	3,553	101°53'	35°57'	10/1947	02/1955	67	9
2621	Dumont	King	2,010	100°31'	33°48'	04/1971	12/2002	85	32
2675	Eagle Lake	Colorado	177	96°20'	29°36'	10/1965	02/1986	81	22
2676	Eagle Lake Resch Ctr	Colorado	176	96°21'	29°37'	04/1986	12/2002	84	17
2679	Eagle Pass	Maverick	808	100°28'	28°42'	10/1941	12/2002	91	62
2715	Eastland	Eastland	1,433	98°49'	32°23'	08/1961	12/2002	91	41
2744	Eden 2	Concho	2,070	99°51'	31°13'	09/1940	10/1987	86	48
2758	Edinburg	Hidalgo	96	98°09'	26°17'	10/1947	05/1950	63	4
2794	El Paso 32 Ene	Hudspeth	5,240	105°57'	31°50'	07/1947	09/1947	22	1
2797	El Paso Ap	El Paso	3,918	106°22'	31°48'	08/1942	12/2002	97	61
2811	Eldorado 1 N	Schleicher	2,419	100°36'	30°53'	03/1940	12/1995	92	50
2813	Eldorado 11 Sw	Schleicher[1]	2,431	100°46'	30°47'	03/1949	10/1952	19	4
2814	Eldorado 19 Sw	Schleicher[1]	2,362	100°53'	30°44'	10/1947	02/1949	8	3
2815	Eldorado 12 N	Schleicher	2,380	100°35'	31°02'	04/1996	12/2002	84	7
2818	Electra	Wichita	1,216	98°55'	34°02'	07/1952	08/1957	81	6
2986	Eureka	Navarro[1]	351	96°18'	32°01'	09/1940	12/1946	65	7
3005	Evant 1 Ssw	Coryell	1,245	98°10'	31°28'	05/1943	12/2002	87	60
3033	Fabens 1	El Paso	3,612	106°09'	31°30'	02/1953	09/1977	95	25
3034	Fabens 2	El Paso[1]	3,652	106°09'	31°31'	07/1949	04/1951	2	2
3047	Fairfield 3 W	Freestone	432	96°12'	31°43'	04/1957	06/1957	22	1
3103	Fawcett Ranch	Val Verde[1]	1,503	100°54'	29°52'	04/1946	08/1949	44	4
3133	Ferris	Ellis	470	96°40'	32°31'	07/1946	12/2002	89	56
3156	Fischers Store	Comal	1,160	98°15'	29°58'	10/1995	12/2002	70	8
3171	Flat	Coryell	835	97°38'	31°19'	02/1950	12/2002	91	53
3189	Fletcher Ranch	Presido[1]	4,852	104°12'	30°10'	02/1942	02/1954	72	12
3260	Fort Clark	Kinney[1]	1,102	100°27'	29°18'	03/1941	03/1946	71	6
3267	Fort McIntosh	Webb[1]	459	99°31'	27°30'	12/1940	07/1943	60	4
3270	Fort Mckavett 7 N	Menard	2,215	100°06'	30°55'	04/1961	12/2002	85	42
3272	Fort Quitman	Hudspeth[1]	3,432	105°36'	31°06'	02/1942	07/1942	44	1
3277	Fort Stockton 1	Pecos[1]	3,051	102°53'	30°53'	07/1948	12/1948	41	1
3278	Fort Stockton 35 Ssw	Pecos	4,393	103°02'	30°23'	06/1958	04/1987	90	30
3280	Fort Stockton	Pecos	3,038	102°54'	30°54'	05/1955	02/1960	77	6
3281	Fort Stockton 25 Ssw	Pecos[1]	4,104	102°57'	30°32'	05/1955	04/1958	52	4
3283	Fort Worth Wb Ap	Tarrant	574	97°03'	32°50'	11/1940	12/1984	96	30
3284	Fort Worth Meacham Fiel	Tarrant	687	97°21'	32°49'	01/1940	12/2002	93	57
3285	Fort Worth Wsfo	Tarrant	644	97°18'	32°50'	05/1948	12/2002	93	44
3329	Fredericksburg	Gillespie	1,685	98°54'	30°14'	04/1940	03/1975	90	36
3335	Freeman Ranch	Harris[1]	[1]151	95°47'	29°53'	01/1943	11/1946	89	4
3370	Frisco	Collin	740	96°49'	33°09'	10/1966	12/2002	91	37
3410	Gageby 3 Wnw	Hemphill	2,800	100°23'	35°37'	04/1941	12/2002	91	59
3415	Gainesville	Cooke	780	97°08'	33°38'	09/1941	12/2002	82	62
3430	Galveston	Galveston	10	94°46'	29°20'	01/1940	07/2000	93	61
3431	Galveston Wb Airport	Galveston	5	94°52'	29°16'	01/1948	09/1951	72	4
3441	Garcia Lake	Deaf Smith[1]	4,203	103°01'	34°53'	10/1947	08/1953	23	6
3442	Garcia Lake 12 Ene	Deaf Smith	4,134	102°44'	34°55'	11/1943	05/1971	66	21
3446	Garden City 16 E	Sterling	2,461	101°12'	31°50'	04/1949	07/1973	87	25
3460	Garland Nr Scs 10	Dallas[1]	610	96°41'	32°57'	01/1940	10/1940	79	1
3462	Garlington Ranch	Sterling[1]	[1]2,622	100°53'	31°55'	08/1943	04/1949	56	7
3463	Garner State Park	Uvalde[1]	1,401	99°44'	29°35'	07/1948	12/1951	23	4
3476	Lewisville Dam	Denton	561	97°01'	33°04'	07/1949	01/1964	88	16
3485	Gatesville 4 Sse	Coryell	760	97°43'	31°23'	04/1957	06/1957	22	1
3507	Georgetown Lake	Williamson	840	97°43'	30°41'	07/1981	12/2002	80	22
3546	Gilmer 4 Wnw	Upshur	390	95°02'	32°44'	07/1941	12/2002	86	56
3547	Gilmer	Upshur[1]	371	94°57'	32°44'	12/1950	09/1956	65	7
3579	Glen Cove 2 Ne	Coleman	2,090	99°37'	31°52'	01/1940	04/1942	45	3

Footnote at end of table.

Table 3. National Weather Service hourly rainfall stations in Texas—Continued.

Station no.	Station name	County	Elevation (feet above NGVD 29)	Longitude (degrees/ minutes)	Latitude (degrees/ minutes)	Beginning month/ year	Ending month/ year	Percentage of record with data	Years with record
3642	Gordonville	Grayson	755	96°51'	33°47'	01/1942	12/2002	91	61
3646	Gorman 2 Nne	Eastland	1,380	98°39'	32°14'	09/1951	07/1999	93	49
3668	Graham	Young	1,050	98°35'	33°06'	04/1957	06/1957	22	1
3673	Granbury 2 Ene	Hood	722	97°45'	32°27'	04/1957	06/1957	23	1
3686	Granger Dam	Williamson	565	97°20'	30°42'	05/1980	12/2002	88	23
3691	Grapevine Dam	Tarrant	585	97°03'	32°57'	06/1949	12/2002	93	54
3734	Greenville Kgvl Radio	Hunt	545	96°06'	33°10'	04/1957	06/1957	23	1
3771	Groesbeck 2	Limestone	465	96°31'	31°31'	11/1977	12/2002	86	26
3789	Guadalupe Pass Caa Airp	Culberson	5,452	104°48'	31°50'	07/1948	08/1950	58	3
3826	Gustine 2 Se	Comanche	1,220	98°23'	31°49'	02/1984	03/1989	80	6
3831	Guyer	Wilbarger	1,161	98°56'	34°08'	01/1940	07/1952	66	13
3841	Hackberry	Cottle	1,670	100°08'	33°56'	04/1971	01/1980	55	10
3871	Hall Ranch	Kerr	2,280	99°36'	30°08'	04/1940	06/1976	90	37
3884	Hamilton 2 E	Hamilton	1,260	98°05'	31°42'	04/1957	06/1957	21	1
3941	Harleton	Harrison	345	94°34'	32°41'	09/1940	07/1941	40	2
3963	Harris Lake	Brazoria	[1]41	95°33'	29°15'	12/1948	01/1949	4	2
4040	Hazeldell	Comanche	1,130	98°18'	31°53'	07/1973	01/1984	82	12
4058	Hebbronville	Jim Hogg	580	98°41'	27°19'	04/1957	06/1957	23	1
4098	Hereford	Deaf Smith	3,820	102°24'	34°49'	05/1955	12/2002	87	48
4100	Hereford 1 Se	Deaf Smith[1]	3,822	102°24'	34°49'	07/1941	05/1955	62	15
4137	Hico	Hamilton	1,025	98°01'	31°59'	10/1977	12/2002	83	26
4191	Hindes	Atascosa	360	98°48'	28°43'	02/1940	05/1999	94	60
4256	Hondo Muni Arpt	Medina	920	99°10'	29°21'	07/1996	12/2002	42	3
4257	Honey Grove	Fannin	680	95°53'	33°35'	02/1944	12/2002	89	57
4258	Honey Grove 2	Fannin	659	95°54'	33°35'	03/1972	01/1975	56	4
4278	Hords Creek Dam	Coleman	1,942	99°33'	31°50'	04/1956	12/2002	76	47
4299	Hot Springs	Brewster[1]	2,201	103°00'	29°11'	07/1942	06/1952	61	11
4300	Houston Bush Intl Ap	Harris	95	95°21'	29°59'	01/1970	12/2002	99	33
4305	Houston Wb City	Harris[1]	43	95°22'	29°46'	01/1940	05/1970	95	31
4307	Houston Hobby Ap	Harris	44	95°16'	29°38'	01/1948	12/2002	75	11
4309	Houston Addicks	Harris	91	95°38'	29°46'	01/1943	12/2002	90	59
4311	Houston Alief	Harris	71	95°35'	29°42'	01/1940	12/2002	90	62
4313	Houston Barker	Harris	127	95°44'	29°49'	01/1943	06/1948	80	5
4319	Houston Golf Crest	Harris[1]	49	95°17'	29°41'	06/1948	09/1951	35	4
4329	Houston Satsuma	Harris	122	95°38'	29°56'	01/1940	12/1990	89	50
4331	Houston Spring Branch	Harris	92	95°30'	29°48'	10/1950	04/1952	0	2
4375	Hunt 10 W	Kerr	2,095	99°31'	30°02'	07/1976	12/2002	88	27
4392	Hurt	Hunt[1]	679	95°58'	33°13'	05/1940	08/1948	82	9
4425	Imperial	Pecos	2,400	102°42'	31°16'	09/1963	10/1993	91	31
4440	Indian Gap	Hamilton	1,575	98°25'	31°40'	09/1951	12/1983	97	33
4476	Iredell	Bosque	902	97°52'	31°59'	09/1963	12/2002	90	40
4498	Island Stn	El Paso[1]	3,632	106°14'	31°32'	01/1942	07/1942	56	1
4517	Jacksboro	Jack	1,100	98°09'	33°14'	05/1940	10/1977	92	38
4520	Jacksboro 1 Nne	Jack	1,020	98°08'	33°14'	11/1977	12/2002	82	26
4525	Jacksonville	Cherokee	560	95°16'	31°57'	04/1957	06/1957	22	1
4563	Jasper	Jasper	290	94°00'	30°54'	04/1957	06/1957	24	1
4570	Jayton	Kent	2,010	100°34'	33°15'	05/1940	12/2002	87	63
4577	Jefferson	Marion	199	94°20'	32°46'	02/1944	12/1978	91	35
4591	Jewett	Leon	510	96°09'	31°21'	12/1941	02/1991	90	51
4670	Junction 4 Ssw	Kimble	1,747	99°48'	30°26'	03/1940	12/2002	90	62
4671	Junction Faa Airport	Kimble	[1]1,660	99°46'	30°30'	10/1948	09/1951	62	4
4679	Justin	Denton	640	97°17'	33°04'	01/1954	12/2002	93	49
4696	Karnes City 2 N	Karnes	450	97°52'	28°54'	07/1947	09/1947	22	1
4703	Katy	Harris	142	95°49'	29°47'	10/1947	04/1951	45	5
4704	Katy City	Harris	153	95°49'	29°48'	01/1940	12/1946	94	7

Footnote at end of table.

Table 3. National Weather Service hourly rainfall stations in Texas—Continued.

Station no.	Station name	County	Elevation (feet above NGVD 29)	Longitude (degrees/ minutes)	Latitude (degrees/ minutes)	Beginning month/ year	Ending month/ year	Percentage of record with data	Years with record
4731	Kelly Field	Bexar[1]	682	98°34'	29°23'	01/1941	12/1942	89	2
4792	Killeen 3 S	Bell	910	97°43'	31°04'	09/1978	12/2002	86	25
4819	Kirbyville	Jasper	200	93°55'	30°37'	07/1974	12/1978	80	5
4852	Knox City	Knox	1,532	99°49'	33°25'	04/1957	06/1957	19	1
4866	Kopperl 5 Nne	Hill	620	97°28'	32°08'	05/1940	12/2002	91	63
4876	Kountze	Hardin	89	94°20'	30°24'	02/1980	05/1983	52	4
4878	Kountze	Hardin	61	94°17'	30°22'	01/1940	12/1979	94	40
4880	Kress	Swisher	3,480	101°44'	34°22'	02/1940	12/2002	95	63
4920	La Pryor	Zavala	759	99°52'	28°59'	02/1940	12/2002	88	60
4934	La Vernia	Wilson[1]	479	98°06'	29°22'	07/1947	09/1947	17	1
4972	Lake Bridgeport Dam	Wise	870	97°49'	33°13'	08/1946	12/2002	90	57
4973	Lake Coffee Mill	Fannin[1]	502	96°00'	33°44'	01/1946	08/1959	66	14
4974	Lake Colorado City	Mitchell	2,100	100°55'	32°20'	07/1954	04/1993	80	40
4975	Lake Crockett	Fannin	530	95°55'	33°44'	08/1973	12/2002	89	30
4978	Lake Kickapoo	Archer	1,060	98°47'	33°40'	06/1948	10/1954	57	6
4979	Lake Palo Pinto	Palo Pinto	900	98°19'	32°38'	04/1957	06/1957	21	1
4982	Lake Kemp	Baylor	1,167	99°08'	33°45'	08/1974	12/2002	79	29
5018	Lampasas	Lampasas	1,032	98°11'	31°04'	04/1957	07/2000	87	16
5048	Langtry	Val Verde	1,290	101°33'	29°47'	07/1942	12/2002	93	58
5049	Langtry 2	Val Verde	1,342	101°34'	29°48'	10/1965	08/1969	76	5
5056	Laredo	Webb	397	99°30'	27°30'	03/1948	04/1949	5	2
5057	Laredo Wb Airport	Webb	500	99°28'	27°32'	03/1944	10/1965	94	22
5060	Laredo 2	Webb	430	99°29'	27°34'	10/1965	07/1972	82	8
5081	Latex	Panola[1]	302	94°06'	32°21'	12/1942	07/1963	89	22
5094	Lavon Dam	Collin	510	96°29'	33°02'	07/1949	12/2002	88	54
5113	Leakey	Real	1,622	99°45'	29°44'	04/1940	12/2002	85	60
5114	Leakey 2	Real	1,601	99°50'	29°42'	07/1947	08/1947	0	1
5123	Lee Ranch	Concho[1]	2,011	99°52'	31°08'	04/1940	08/1940	28	1
5192	Lewisville Dam	Denton	556	97°00'	33°04'	02/1964	12/2002	82	38
5193	Lexington	Lee	465	97°00'	30°24'	03/1940	12/2002	92	63
5224	Lindale Nr Scs Sg 1	Smith[1]	522	95°28'	32°31'	01/1940	12/1946	85	6
5228	Lindale 5 Se	Smith	551	95°22'	32°27'	07/1947	07/1957	68	10
5235	Lingeville Nr Scs 1	Erath[1]	1,470	98°22'	32°12'	01/1940	07/1940	49	1
5247	Lipscomb	Lipscomb	2,450	100°16'	36°14'	01/1940	12/2002	88	63
5258	Little Elm 1 Nne	Denton	551	96°56'	33°10'	08/1946	10/1966	88	21
5303	Loma Alta	Val Verde[1]	1,923	100°46'	29°55'	11/1942	05/1963	89	22
5312	London 3 N	Menard	1,800	99°34'	30°42'	11/1956	12/2002	83	47
5341	Longview	Gregg	330	94°44'	32°27'	04/1957	06/1957	23	1
5342	Longview E Tx Rgnl Ap	Gregg	365	94°42'	32°23'	07/2002	12/2002	0	1
5348	Longview 11 Se	Rusk	407	94°39'	32°20'	08/1975	12/2002	88	28
5358	Loraine	Mitchell	2,270	100°43'	32°25'	01/1940	02/1984	79	45
5398	Lovelady	Houston	302	95°27'	31°08'	01/1940	11/1986	93	47
5410	Lubbock 9 N	Lubbock	3,245	101°49'	33°41'	09/1942	12/2002	92	61
5411	Lubbock Intl Ap	Lubbock	3,254	101°49'	33°39'	04/1940	12/2002	97	53
5424	Lufkin Angelina Co Ap	Angelina	288	94°45'	31°14'	08/1948	12/2002	59	7
5429	Luling	Caldwell	400	97°39'	29°40'	09/1943	09/1965	81	23
5431	Luling 5 Ene	Caldwell[1]	390	97°34'	29°42'	09/1965	03/1967	16	3
5461	Mabank 4 Sw	Henderson	341	96°09'	32°20'	04/1940	04/1977	90	38
5463	Mabank 4 Sw	Kaufman	360	96°07'	32°21'	05/1977	12/2002	79	26
5471	Madden Arroyo	Hudspeth[1]	3,504	105°46'	31°13'	02/1942	07/1942	40	1
5477	Madisonville	Madison	252	95°54'	30°56'	04/1957	06/1957	18	1
5528	Malone 3 Ene	Hill	485	96°50'	31°56'	01/1973	12/2002	80	30
5579	Marathon	Brewster	4,066	103°14'	30°12'	04/1948	04/1948	7	1
5580	Marble Falls	Burnet[1]	771	98°17'	30°34'	04/1957	06/1957	22	1
5589	Marfa Caa Airport	Presidio[1]	4,859	103°53'	30°15'	10/1947	01/1952	70	6

Footnote at end of table.

Table 3. National Weather Service hourly rainfall stations in Texas—Continued.

Station no.	Station name	County	Elevation (feet above NGVD 29)	Longitude (degrees/ minutes)	Latitude (degrees/ minutes)	Beginning month/ year	Ending month/ year	Percentage of record with data	Years with record
5590	Marfa Airport	Presidio[1]	4,833	104°01'	30°22'	07/1942	12/1946	88	5
5591	Marfa Charco M R	Jeff Davis[1]	5,305	104°07'	30°29'	03/1949	07/1968	94	20
5592	Marfa 9 W	Presidio[1]	4,754	104°10'	30°18'	02/1952	05/1969	87	18
5594	Marfa Ryan	Presidio[1]	4,705	104°19'	30°22'	05/1951	03/1959	62	9
5595	Marfa 25 Wsw	Presidio[1]	5,023	104°24'	30°12'	04/1954	02/1955	5	2
5596	Marfa 2	Presidio	4,730	104°00'	30°18'	07/1968	12/2002	92	34
5600	Marfa 16 Sse	Presidio	4,662	103°53'	30°08'	06/1969	06/1981	88	13
5618	Marshall	Harrison	352	94°21'	32°32'	04/1957	06/1957	23	1
5650	Mason	Mason	1,430	99°14'	30°44'	04/1957	06/1957	21	1
5656	Matador 2	Motley	2,390	100°49'	34°00'	10/1965	12/2002	91	38
5658	Matador	Motley	2,290	100°49'	34°01'	12/1941	10/1965	86	25
5661	Mathis 4 Ssw	Jim Wells	138	97°52'	28°02'	09/1997	12/2002	79	6
5666	Matthews	Colorado[1]	151	96°20'	29°31'	03/1965	10/1965	54	1
5695	Maypearl	Ellis	530	97°01'	32°19'	12/1943	02/1995	85	53
5742	Medina	Bandera	1,705	99°15'	29°48'	10/1947	05/1948	26	2
5766	McKinney 3 S	Collin	595	96°37'	33°10'	04/1957	06/1957	22	1
5770	McLean	Gray	2,860	100°36'	35°14'	10/1940	12/2002	91	63
5775	McClellan Creek Dam	Gray[1]	3,002	100°52'	35°14'	02/1940	09/1940	34	1
5779	McMahan	Caldwell[1]	4,554	97°31'	29°51'	06/1969	01/1970	26	2
5840	Mercury	McCulloch	1,440	99°10'	31°25'	02/1965	01/1975	83	10
5890	Midland Intl Ap	Midland	2,862	102°11'	31°56'	02/1941	12/2002	95	59
5891	Midland 4 Ene	Midland	2,776	102°01'	32°01'	10/1947	10/1953	78	7
5897	Midlothian 2	Ellis	750	96°59'	32°29'	01/1974	12/2002	87	28
5957	Mineral Wells 1 Ssw	Palo Pinto	845	98°07'	32°47'	03/1952	12/2002	88	51
5958	Mineral Wells Fcwos Ap	Palo Pinto	930	98°03'	32°46'	03/1948	11/1952	90	5
5973	Mission Pumping Stn	Hidalgo[1]	131	98°19'	26°12'	10/1947	05/1950	63	4
5996	Moline	Mills	1,385	98°19'	31°24'	05/1940	12/2002	93	63
6017	Monte Alto	Willacy[1]	39	97°58'	26°33'	10/1947	05/1950	64	4
6024	Montgomery	Montgomery	320	95°41'	30°23'	03/1940	06/1948	47	9
6050	Monkstown	Fannin	480	95°56'	33°48'	12/1972	08/1973	16	2
6104	Mount Locke	Jeff Davis	6,790	104°01'	30°42'	06/1948	12/2002	92	55
6108	Mount Pleasant	Titus	425	95°00'	33°10'	02/1940	12/2002	84	62
6136	Muleshoe 2	Bailey	3,800	102°44'	34°13'	06/1941	12/2002	86	62
6166	Myers Ranch	Val Verde[1]	[1]1,826	100°49'	29°48'	04/1940	12/1941	79	2
6176	Nacogdoches	Nacogdoches	312	94°39'	31°36'	12/1947	10/1961	78	9
6177	Nacogdoches	Nacogdoches	435	94°38'	31°37'	10/1947	12/2002	82	51
6210	Navarro Mills Dam	Navarro	454	96°42'	31°57'	08/1962	12/2002	94	41
6211	Navasota	Grimes[1]	220	96°07'	30°23'	11/1941	06/1952	57	12
6270	New Boston	Bowie	345	94°24'	33°27'	10/1973	12/2002	89	30
6275	New Braunfels Airport	Guadalupe	645	98°02'	29°42'	09/2002	12/2002	0	1
6276	New Braunfels	Comal	710	98°07'	29°44'	04/1957	06/1957	22	1
6335	New Summerfield 2 W	Cherokee	380	95°18'	31°58'	08/1962	12/2002	88	41
6434	North Fork Dam	Williamson	883	97°43'	30°41'	08/1980	06/1981	27	2
6504	O Donnell	Lynn	3,046	101°49'	32°58'	05/1940	12/2002	92	63
6558	Oklaunion Nr	Wilbarger[1]	[1]1,245	99°05'	34°08'	02/1940	09/1940	64	1
6615	Old 8 Camp 6666	King	1,790	100°11'	33°33'	09/1973	10/2000	67	23
6660	Oplin Nr Scs 174	Callahan[1]	2,001	99°31'	32°10'	02/1940	11/1943	70	4
6663	Orange Dupont	Orange[1]	10	93°45'	30°04'	11/1948	12/1952	25	5
6734	Ozona 1 Ssw	Crockett	2,340	101°12'	30°41'	04/1940	12/2002	91	12
6736	Ozona 8 Wsw	Crockett	2,550	101°20'	30°40'	02/1951	10/2002	94	52
6740	Paducah	Cottle	1,900	100°18'	34°00'	04/1957	06/1957	21	1
6750	Palacios Municipal Ap	Matagorda	12	96°15'	28°43'	08/1940	12/2002	55	5
6757	Palestine 2 Ne	Anderson	465	95°36'	31°46'	02/1940	12/2002	91	63
6775	Pampa Wb Airport	Gray	3,232	100°58'	35°32'	01/1941	09/1953	86	13
6776	Pampa 2	Gray	3,150	100°58'	35°33'	10/1953	12/2002	91	50

Footnote at end of table.

Table 3. National Weather Service hourly rainfall stations in Texas—Continued.

Station no.	Station name	County	Elevation (feet above NGVD 29)	Longitude (degrees/ minutes)	Latitude (degrees/ minutes)	Beginning month/ year	Ending month/ year	Percentage of record with data	Years with record
6788	Panola 1 Wsw	Panola	322	94°07'	32°21'	05/1970	08/1973	73	4
6792	Panther Junction	Brewster	3,740	103°12'	29°19'	03/1955	12/2002	95	48
6794	Paris	Lamar	542	95°34'	33°40'	04/1957	06/1957	22	1
6834	Pat Mayse Dam	Lamar	495	95°31'	33°52'	10/1966	12/2002	88	37
6893	Pecos 8 W	Reeves	2,724	103°37'	31°22'	03/1960	12/2002	95	43
6935	Pep	Hockley	3,660	102°33'	33°48'	08/1956	12/2002	93	47
6981	Pettit 4 Ne	Hockley[1]	3,553	102°28'	33°44'	06/1941	07/1956	37	16
7020	Pierce 1 E	Wharton	105	96°11'	29°14'	10/1940	04/1943	60	4
7060	Pitchfork Ranch	Dickens	1,945	100°31'	33°35'	04/1971	12/2002	73	32
7066	Pittsburg 5 S	Camp	345	94°56'	32°55'	05/1949	12/2002	92	54
7074	Plains	Yoakum	3,675	102°49'	33°11'	07/1942	03/2002	91	61
7097	Pleak	Fort Bend[1]	79	95°47'	29°28'	10/1947	01/1951	37	5
7116	Plemons	Hutchinson[1]	2,802	101°20'	35°46'	01/1940	01/1959	68	20
7140	Point Comfort	Calhoun	20	96°33'	28°39'	11/1957	12/2002	91	46
7173	Port Arthur Wb City	Jefferson	10	93°56'	29°52'	01/1940	02/1953	87	14
7174	Port Arthur Ap	Jefferson	16	94°01'	29°57'	12/1947	12/2002	95	55
7213	Post Oak School	Lee	318	96°43'	30°16'	08/1963	05/1981	76	19
7243	Prairie Mountain	Llano	1,448	98°53'	30°35'	05/1940	12/2002	89	63
7262	Presidio	Presidio	2,560	104°20'	29°33'	07/1948	09/1951	66	4
7274	Priddy 1 Ne	Mills	1,470	98°29'	31°40'	01/1984	11/1997	69	14
7300	Proctor Reservoir	Comanche	1,221	98°30'	31°58'	07/1973	12/2002	88	30
7311	Pulliam Nr Scs 10	Tom Green[1]	1,932	100°32'	31°32'	01/1940	10/1940	68	1
7363	Quitman	Wood	375	95°26'	32°47'	04/1957	06/1957	18	1
7422	Randolph Field	Bexar	760	98°16'	29°32'	11/1940	12/2002	89	63
7431	Rankin	Upton	2,615	101°56'	31°13'	11/1948	12/2002	92	53
7481	Red Bluff Dam	Reeves	2,800	103°55'	31°54'	07/1942	01/2002	86	58
7497	Red Rock	Bastrop	520	97°27'	29°58'	03/1967	12/2000	86	28
7498	Red Rock 3 Sw	Bastrop	502	97°29'	29°57'	02/1970	09/1975	83	6
7499	Red Springs 2 Ese	Baylor	1,370	99°23'	33°36'	03/1943	12/2002	88	60
7531	Regency	Mills[1]	[1]1,338	98°49'	31°26'	06/1942	02/1949	46	7
7534	Reiley Ranch	Sulton[1]	2,451	100°15'	30°38'	05/1940	01/1953	55	13
7556	Reno	Parker	770	97°34'	32°57'	08/1946	12/2002	92	57
7594	Richmond	Fort Bend	101	95°45'	29°35'	09/1967	12/2002	88	36
7596	Richmond 2	Fort Bend[1]	102	95°45'	29°35'	09/1964	08/1967	71	4
7608	Riesel	McLennan[1]	469	96°53'	31°29'	01/1940	06/1968	92	29
7622	Rio Grande City 1 Se	Starr	172	98°49'	26°23'	02/1942	07/1942	47	1
7700	Rockland 1 Wsw	Jasper	88	94°24'	31°01'	01/1940	03/1975	90	36
7706	Rocksprings 1 S	Edwards	2,394	100°12'	30°00'	04/1940	07/2002	83	58
7718	Rocksprings 2	Edwards	2,421	100°12'	30°01'	06/1971	04/1975	47	5
7745	Rose Hill	Dallas[1]	[1]435	96°33'	32°48'	01/1940	01/1951	76	9
7922	Salt Flat Caa Airport	Hudspeth[1]	3,717	105°05'	31°45'	07/1942	03/1955	82	14
7936	Sam Rayburn Dam	Jasper	189	94°06'	31°03'	01/1968	12/2002	88	35
7943	San Angelo Mathis Ap	Tom Green	1,916	100°29'	31°21'	10/1948	12/2002	98	55
7944	San Angelo Wfo	Tom Green	1,900	100°29'	31°22'	01/1940	12/1940	98	1
7945	San Antonio Intl Ap	Bexar	809	98°28'	29°32'	01/1941	12/2002	98	62
7947	San Antonio 8 Nne	Bexar	788	98°27'	29°31'	05/1997	12/2002	81	6
7948	San Antonio Nursery	Bexar[1]	591	98°28'	29°18'	05/1944	09/1968	90	25
7951	San Augustine	San Augustine	310	94°06'	31°30'	08/1962	09/1978	90	17
7953	San Benito Filter Plant	Cameron[1]	39	97°38'	26°08'	10/1947	05/1950	63	4
7981	San Manuel	Hidalgo	75	98°07'	26°34'	09/1941	07/1954	57	14
7990	San Perlita	Willacy[1]	20	97°36'	26°30'	10/1947	05/1950	63	4
7992	San Saba	San Saba	1,195	98°43'	31°11'	04/1957	06/1957	20	1
7997	Sanatorium	Tom Green[1]	2,031	100°39'	31°37'	04/1949	03/1953	63	5
7999	Sanatorium 4 E	Tom Green[1]	2,103	100°35'	31°37'	01/1952	08/1953	25	2
8022	Sanderson	Terrell	2,855	102°23'	30°08'	08/1942	02/1948	40	7

Footnote at end of table.

Table 3. National Weather Service hourly rainfall stations in Texas—Continued.

Station no.	Station name	County	Elevation (feet above NGVD 29)	Longitude (degrees/ minutes)	Latitude (degrees/ minutes)	Beginning month/ year	Ending month/ year	Percentage of record with data	Years with record
8023	Sanderson 5 Nnw	Terrell	3,080	102°25'	30°12'	10/1947	12/2002	94	56
8047	Santa Anna	Coleman	1,745	99°18'	31°44'	05/1940	12/2002	86	63
8060	Santa Rosa	Cameron[1]	49	97°50'	26°15'	10/1947	05/1950	65	4
8062	Santo	Palo Pinto[1]	833	98°14'	32°37'	10/1941	07/1942	37	2
8068	Saragosa Nr	Reeves[1]	2,992	103°39'	31°04'	07/1942	12/1945	39	3
8081	Sarita 7 E	Kenedy	38	97°41'	27°13'	09/1941	12/2002	91	62
8089	Satsuma	Harris	112	95°37'	29°54'	10/1947	05/1948	32	2
8221	Seymour	Baylor	1,287	99°16'	33°35'	04/1957	06/1957	21	1
8252	Sheffield	Pecos	2,170	101°49'	30°41'	07/1942	12/2002	93	61
8265	Sheperd 2 Sw	San Jacinto[1]	180	95°00'	30°29'	04/1940	01/1965	90	26
8289	Shinnery Store	Collingsworth[1]	1,942	100°00'	34°54'	08/1944	09/1949	21	5
8305	Sierra Blanca 2 E	Hudspeth	4,590	105°21'	31°10'	07/1942	12/2002	82	59
8335	Simms 4 Wnw	Bowie	322	94°34'	33°22'	03/1944	10/1973	90	30
8400	Smith Brothers Ranch	Jeff Davis[1]	[1]5,351	104°06'	30°29'	01/1942	01/1949	77	8
8445	Somerville	Burleson[1]	249	96°31'	30°21'	03/1940	10/1963	91	24
8446	Somerville Dam	Burleson	263	96°32'	30°20'	10/1963	03/1994	91	32
8451	Sonora Valiant Ranch	Sutton[1]	2,441	100°12'	30°39'	02/1953	03/1961	73	9
8531	Spicewood	Burnet	850	98°09'	30°28'	03/1968	12/2002	89	35
8541	Spring Branch 3 Ssw	Comal	1,190	98°26'	29°50'	01/1995	07/1997	74	3
8544	Spring Branch 2 Se	Comal	1,119	98°22'	29°51'	05/1988	12/2002	76	13
8545	Spring Creek	San Saba[1]	[1]1,310	98°48'	31°20'	09/1941	03/1942	24	2
8563	Springtown 4 S	Parker	1,053	97°40'	32°54'	11/1977	12/2002	91	26
8566	Spur	Dickens	2,297	100°52'	33°28'	11/1947	03/1964	76	18
8583	Stamford 1	Jones	1,640	99°48'	32°56'	10/1947	12/2002	75	24
8584	Stamford 2	Jones	1,601	99°48'	32°57'	01/1940	04/1980	87	40
8623	Stephenville 1 N	Erath	1,309	98°11'	32°14'	07/1940	12/2002	90	37
8625	Stephenville 6 Sw	Erath	1,450	98°19'	32°10'	10/1947	07/1975	94	29
8630	Sterling City	Sterling	2,265	100°58'	31°50'	02/1977	12/2002	84	26
8631	Sterling City 8 Ne	Sterling	2,710	100°52'	31°55'	05/1949	02/1977	83	29
8646	Stillhouse Hollow Dam	Bell	706	97°31'	31°02'	05/1964	12/2002	89	39
8647	Stinnett	Hutchinson	3,130	101°27'	35°50'	01/1959	04/1992	86	33
8677	Stony	Denton[1]	702	97°20'	33°14'	09/1946	01/1954	50	9
8696	Strawn 8 Nne	Palo Pinto	1,180	98°28'	32°39'	04/1957	06/1957	22	1
8743	Sulphur Springs	Hopkins	495	95°38'	33°09'	10/1941	12/2002	92	61
8761	Sunray 4 Sw	Moore	3,543	101°52'	35°58'	05/1955	08/1984	83	30
8778	Swan 4 Nw	Smith	450	95°25'	32°27'	08/1957	12/2002	88	46
8845	Tarpley	Bandera	1,404	99°17'	29°40'	03/1940	12/2002	91	63
8859	Tatum	Rusk	269	94°31'	32°18'	01/1940	08/1975	90	36
8898	Telephone	Fannin	541	96°01'	33°47'	09/1959	12/1972	89	14
8908	Temple Scs 7 R	Bell[1]	[1]595	97°21'	31°06'	01/1940	09/1940	67	1
8910	Temple	Bell	635	97°19'	31°05'	04/1957	06/1957	22	1
8911	Temple 3 Se	Bell[1]	650	97°21'	31°03'	10/1947	06/1968	74	20
8924	Terlingua	Brewster[1]	2,592	103°33'	29°18'	07/1942	02/1963	81	22
8929	Terrell	Kaufman	515	96°17'	32°46'	04/1957	06/1957	21	1
8942	Texarkana	Bowie	390	94°05'	33°25'	09/1968	12/2002	89	35
8944	Texarkana Dam	Cass	282	94°10'	33°18'	11/1955	05/1972	90	18
8996	Thompsons 3 Wsw	Fort Bend	70	95°37'	29°28'	05/1957	12/2002	88	46
9014	Throckmorton	Throckmorton	1,370	99°11'	33°10'	04/1957	06/1957	19	1
9037	Tinnin Ranch	Reeves[1]	3,232	103°59'	31°19'	07/1942	12/1969	92	28
9106	Toyah	Reeves	2,812	103°48'	31°18'	12/1969	05/1977	73	9
9107	Toyahvale	Reeves[1]	3,343	103°46'	30°56'	01/1946	02/1949	33	4
9129	Tri City Airport	Hidalgo[1]	200	98°21'	26°24'	10/1947	05/1950	65	4
9163	Truscott 3 W	Knox	1,571	99°51'	33°45'	02/1940	12/2002	85	63
9213	Tyler Pounds Field	Smith	544	95°24'	32°21'	08/1948	12/2002	46	5

Footnote at end of table.

Table 3. National Weather Service hourly rainfall stations in Texas—Continued.

Station no.	Station name	County	Elevation (feet above NGVD 29)	Longitude (degrees/ minutes)	Latitude (degrees/ minutes)	Beginning month/ year	Ending month/ year	Percentage of record with data	Years with record
9214	Tyler 5 Ne	Smith	489	95°16'	32°24'	04/1957	06/1957	22	1
9222	Uhland Nr Scs Lockhart	Caldwell[1]	[1]615	97°47'	29°57'	02/1940	09/1943	89	4
9248	Upland	Upton[1]	2,602	102°00'	31°23'	08/1942	07/1948	67	7
9266	Uvalde Nr Scs 1	Maverick[1]	850	100°08'	29°04'	01/1940	12/1941	95	2
9270	Valentine	Jeff Davis	4,449	104°29'	30°35'	05/1959	12/2002	94	44
9295	Van Horn	Culberson	4,065	104°50'	31°02'	07/1948	09/1951	60	4
9304	Vancourt	Tom Green	1,903	100°11'	31°21'	12/1947	12/1947	3	1
9307	Vancourt 5 Sw	Tom Green[1]	1,903	100°14'	31°21'	01/1940	01/1949	78	10
9328	Vega Nr Scs R 4	Oldham[1]	3,934	102°25'	35°19'	03/1940	02/1944	78	5
9329	Vega Scs 101 2 46	Oldham[1]	4,022	102°26'	35°15'	01/1941	05/1941	36	1
9345	Veribest Nr Scs 8	Tom Green[1]	1,821	100°15'	31°27'	01/1940	03/1940	11	1
9363	Victoria Wb Airport	Victoria[1]	115	97°05'	28°47'	01/1946	06/1961	91	16
9364	Victoria Asos	Victoria	115	96°55'	28°51'	03/1940	12/2002	98	48
9365	Victoria Cp&l	Victoria	61	97°00'	28°47'	06/1948	02/1949	32	2
9371	View Nr Scs Abilene	Haskell[1]	1,752	99°52'	33°22'	01/1940	08/1943	83	4
9417	Waco Dam	McLennan	495	97°13'	31°36'	02/1965	12/2002	91	38
9419	Waco Regional Ap	McLennan	500	97°13'	31°36'	02/1941	12/2002	98	62
9435	Walcott	Deaf Smith	4,114	102°59'	34°56'	05/1971	02/1975	35	5
9491	Washington State Park	Washington	215	96°09'	30°19'	06/1952	12/2002	87	51
9499	Water Valley	Tom Green	2,120	100°43'	31°40'	10/1953	12/2002	92	50
9522	Waxahachie	Ellis	630	96°51'	32°25'	04/1957	06/1957	19	1
9527	Wayside	Armstrong	3,400	101°32'	34°47'	06/1941	12/2002	81	62
9532	Weatherford	Parker	955	97°46'	32°44'	10/1947	12/2002	94	56
9544	Webster Ranch	Schleicher[1]	2,192	100°11'	30°53'	09/1961	12/1961	13	1
9565	Wellington	Collingsworth	2,040	100°12'	34°50'	10/1949	12/2002	88	41
9570	Wellington 2	Collingsworth	2,031	100°13'	34°51'	08/1971	01/1983	78	13
9574	Wellington 11 Se	Collingsworth	1,910	100°02'	34°48'	02/1983	05/1983	33	1
9588	Weslaco 2 E	Hidalgo	75	97°58'	26°09'	10/1947	12/2002	86	53
9665	Wheelock	Robertson	420	96°23'	30°54'	06/1940	12/2002	91	63
9715	Whitney Dam	Bosque	574	97°22'	31°51'	06/1952	12/2002	96	51
9729	Wichita Falls Muni Ap	Wichita	1,017	98°29'	33°58'	05/1940	12/2002	98	63
9772	William Harris Reservoi	Brazoria	39	95°33'	29°15'	03/1948	03/1964	86	17
9814	Wimberley 2	Hays	1,112	98°04'	29°58'	01/1940	06/1984	36	2
9815	Wimberley 1 Nw	Hays	830	98°03'	30°00'	02/1989	12/2002	92	14
9816	Winchell 1 Wnw	Brown	1,381	99°11'	31°29'	02/1949	03/1953	44	5
9817	Winchell	Brown	1,460	99°10'	31°27'	04/1953	12/2002	81	41
9829	Wink	Winkler	2,790	103°09'	31°46'	07/1942	04/1997	93	51
9830	Wink Faa Airport	Winkler	2,807	103°12'	31°46'	10/1947	11/1952	81	6
9858	Wolf Creek Dam	Ochiltree	2,703	100°40'	36°14'	05/1941	10/1974	93	34
9893	Woodson	Throckmorton	1,263	99°03'	33°01'	08/1941	12/2002	90	62
9916	Wright Patman Dm & Lk	Cass	282	94°10'	33°18'	11/1981	12/2002	74	22
9976	Zapata 3 Sw	Zapata	320	99°15'	26°52'	03/1940	12/2002	90	63

[1] County name or elevation not available in Hydrosphere (2003); supplied by authors.

Table 4. Selected storm statistics for station 4570 Jayton, Texas, illustrating influence of minimum interevent time on statistics.

Statistic (units)	Minimum interevent time						
	6 hours	8 hours	12 hours	18 hours	24 hours	48 hours	72 hours
Mean storm interevent time (days)	8.50	9.04	9.81	10.70	11.48	13.34	14.96
Mean storm depth (inches)	.445	.474	.516	.566	.611	.724	.831
90th-percentile storm depth (inches)	1.10	1.20	1.30	1.40	1.50	1.85	2.10
50th-percentile storm duration (hours)	1	2	3	3	4	6	10

Table 5. Regionwide or statewide record-length, weighted-average storm depth L-moments.

[L-CV, coefficient of L-variation (L-scale/mean); --, dimensionless]

Region or State and minimum interevent time (hours)	Record length (hours)	Storm depth L-moments				
		Mean (inches)	L-CV (--)	L-skew (--)	L-kurtosis (--)	Tau5 (--)
Eastern New Mexico (92 stations)						
6	18,755,667	0.276	0.554	0.530	0.305	0.178
8	18,755,163	.291	.555	.515	.298	.177
12	18,755,163	.315	.558	.508	.291	.177
18	18,754,611	.346	.563	.502	.284	.175
24	18,754,611	.386	.567	.495	.276	.172
48	18,745,803	.474	.574	.484	.263	.164
72	18,745,803	.556	.582	.484	.261	.162
Oklahoma (149 stations)						
6	33,226,434	.523	.582	.485	.249	.154
8	33,226,434	.555	.579	.477	.244	.153
12	33,223,650	.602	.576	.469	.239	.153
18	33,223,650	.660	.574	.458	.233	.150
24	33,223,650	.712	.572	.452	.230	.149
48	33,221,682	.874	.571	.442	.226	.145
72	33,221,682	1.05	.568	.432	.220	.140
Texas (533 stations)						
6	103,788,249	.489	.601	.506	.272	.168
8	103,788,249	.518	.598	.500	.267	.168
12	103,788,249	.563	.595	.492	.263	.167
18	103,785,321	.619	.593	.484	.258	.167
24	103,785,321	.675	.590	.477	.254	.166
48	103,773,105	.821	.586	.463	.246	.162
72	103,771,089	.964	.581	.452	.238	.156

Table 6. Regionwide or statewide record-length, weighted-average mean storm interevent time and storm duration L-moments.

[L-CV, coefficient of L-variation (L-scale/mean); --, dimensionless]

Region or State and minimum interevent time (hours)	Record length (hours)	Mean interevent time (days)	Storm duration L-moments				
			Mean (hours)	L-CV (--)	L-skew (--)	L-kurtosis (--)	Tau5 (--)
Eastern New Mexico (92 stations)							
6	18,755,667	7.90	4.12	0.522	0.511	0.244	0.152
8	18,755,163	8.31	4.71	.546	.516	.249	.153
12	18,755,163	8.94	5.87	.584	.529	.258	.153
18	18,754,611	9.75	7.90	.618	.525	.241	.128
24	18,754,611	10.71	11.17	.632	.499	.211	.111
48	18,745,803	12.68	21.71	.659	.494	.209	.114
72	18,745,803	14.36	35.79	.674	.500	.218	.122
Oklahoma (149 stations)							
6	33,226,434	6.34	5.02	.516	.445	.196	.131
8	33,226,434	6.70	5.70	.532	.447	.197	.128
12	33,223,650	7.22	6.99	.558	.454	.201	.125
18	33,223,650	7.85	9.02	.582	.456	.195	.114
24	33,223,650	8.39	11.33	.598	.457	.193	.111
48	33,221,682	9.96	21.77	.638	.473	.200	.107
72	33,221,682	11.41	37.79	.649	.463	.187	.103
Texas (533 stations)							
6	103,785,441	7.39	4.94	.525	.477	.231	.155
8	103,785,441	7.80	5.62	.545	.484	.236	.154
12	103,785,441	8.41	6.91	.576	.495	.239	.147
18	103,785,321	9.17	9.02	.604	.496	.228	.129
24	103,785,321	9.89	11.68	.617	.484	.211	.117
48	103,773,105	11.62	21.57	.646	.482	.203	.109
72	103,771,089	13.08	35.39	.657	.475	.195	.107

Table 7. Dimensionless gamma and kappa distributions fit to record-length, weighted-average storm depth L-moments.

[--, dimensionless]

Region or State and minimum interevent time (hours)	Gamma distribution parameters[1]		Kappa distribution parameters[1]			
	θ (--)	β (--)	ξ (--)	α (--)	κ (--)	*h* (--)
Eastern New Mexico (92 stations)						
6	0.7592	1.317	-0.4607	0.8958	-0.2272	1.930
8	.7554	1.324	-.3352	.8498	-.2355	1.709
12	.7441	1.344	-.3481	.8744	-.2231	1.690
18	.7255	1.378	-.3824	.9116	-.2079	1.696
24	.7111	1.406	-.4173	.9526	-.1903	1.701
48	.6864	1.457	-.4865	1.030	-.1596	1.720
72	.6593	1.517	-.5445	1.071	-.1506	1.759
Oklahoma (149 stations)						
6	.6593	1.517	-.8242	1.275	-.08913	2.023
8	.6694	1.494	-.7607	1.253	-.08716	1.945
12	.6795	1.472	-.7030	1.234	-.08439	1.871
18	.6864	1.457	-.6196	1.203	-.08368	1.761
24	.6934	1.442	-.5706	1.183	-.08398	1.701
48	.6969	1.435	-.4840	1.143	-.08812	1.588
72	.7075	1.413	-.4357	1.133	-.08178	1.518
Texas (533 stations)						
6	.5991	1.669	-.7991	1.186	-.1422	2.041
8	.6083	1.644	-.7746	1.188	-.1354	2.001
12	.6175	1.619	-.6883	1.151	-.1389	1.896
18	.6238	1.603	-.6336	1.135	-.1367	1.818
24	.6333	1.579	-.5790	1.115	-.1359	1.747
48	.6462	1.548	-.4868	1.086	-.1326	1.617
72	.6627	1.509	-.4479	1.087	-.1210	1.556

[1] Parameters defined in “Glossary” at end of report.

Table 8. Dimensionless gamma and kappa distributions fit to record-length, weighted-average storm duration L-moments.

[--, dimensionless]

Region or State and minimum interevent time (hours)	Gamma distribution parameters[1]		Kappa distribution parameters[1]			
	θ (--)	β (--)	ξ (--)	α (--)	κ (--)	*h* (--)
Eastern New Mexico (92 stations)						
6	0.8931	1.120	-1.586	1.793	0.04985	2.847
8	.7906	1.265	-1.702	1.848	.03993	2.877
12	.6527	1.532	-2.115	2.087	.04684	3.075
18	.5497	1.819	-3.292	3.070	.1684	3.431
24	.5119	1.953	-3.796	3.742	.2616	3.355
48	.4455	2.245	-3.694	3.655	.2430	3.237
72	.4118	2.428	-3.485	3.389	.1999	3.189
Oklahoma (149 stations)						
6	.9209	1.086	-1.081	1.650	.08616	2.213
8	.8487	1.178	-1.169	1.714	.08709	2.237
12	.7441	1.344	-1.349	1.832	.08765	2.311
18	.6593	1.517	-1.778	2.198	.1388	2.488
24	.6083	1.644	-1.999	2.385	.1587	2.557
48	.4965	2.014	-2.656	2.865	.1869	2.820
72	.4692	2.131	-3.009	3.267	.2413	2.857
Texas (533 stations)						
6	.8795	1.137	-0.9128	1.384	-.01524	2.214
8	.7946	1.259	-1.027	1.444	-.01941	2.277
12	.6795	1.472	-1.395	1.683	.006370	2.496
18	.5901	1.695	-2.073	2.224	.08957	2.794
24	.5525	1.810	-2.483	2.648	.1583	2.865
48	.4765	2.099	-3.108	3.215	.2159	3.010
72	.4501	2.222	-3.306	3.449	.2439	3.005

[1] Parameters defined in “Glossary” at end of report.

Table 9. Summary statistics and diagnostic statistics of mean storm interevent time maps for each minimum interevent time.

[Record length used as weight factors. Bias computed as observed value for station minus predicted value from map. wSD, weighted standard deviation; RwMSE, root-weighted-mean-square error]

Minimum interevent time (hours)	No. of stations	Weighted-mean storm interevent time for study area (days)	wSD of storm interevent time for study area (days)	Weighted-mean bias of storm interevent time map (days)	RwMSE of storm interevent time map (days)	Difference between wSD and RwMSE (percent)
6	766	7.22	2.59	-0.042	1.76	-32.0
8	766	7.62	2.69	-.046	1.84	-31.6
12	766	8.22	2.84	-.045	1.93	-32.0
18	766	8.95	3.09	-.045	2.15	-30.4
24	765	9.67	3.30	-.053	2.31	-30.0
48	765	11.38	3.74	-.069	2.63	-29.7
72	765	12.87	4.12	-.087	3.01	-26.9

Table 10. Summary statistics and diagnostic statistics of mean storm depth maps for each minimum interevent time.

[Record length used as weight factors. Bias computed as observed value for station minus predicted value from map. wSD, weighted standard deviation; RwMSE, root-weighted-mean-square error]

Minimum interevent time (hours)	No. of stations	Weighted-mean storm depth for study area (inches)	wSD of storm depth for study area (inches)	Weighted-mean bias of storm depth map (inches)	RwMSE of storm depth map (inches)	Difference between wSD and RwMSE (percent)
6	755	0.470	0.114	-5.19e-5	0.032	-71.9
8	754	.498	.124	-6.56e-5	.033	-73.4
12	753	.541	.136	-2.99e-5	.036	-73.5
18	751	.595	.151	4.14e-5	.039	-74.2
24	751	.648	.163	1.03e-4	.043	-73.6
48	745	.790	.207	8.95e-5	.059	-71.5
72	744	.933	.261	8.48e-5	.076	-70.9

Table 11. Summary statistics and diagnostic statistics of mean storm duration maps for each minimum interevent time.

[Record length used as weight factors. Bias computed as observed value for station minus value predicted from map. wSD, weighted standard deviation; RwMSE, root-weighted-mean-square error]

Minimum interevent time (hours)	No. of stations	Weighted-mean storm duration for study area (hours)	wSD of storm duration for study area (hours)	Weighted-mean bias of storm duration map (hours)	RwMSE of storm duration map (hours)	Difference between wSD and RwMSE (percent)
6	753	4.86	0.887	0.006	0.600	-32.4
8	752	5.53	.975	.004	.636	-34.8
12	751	6.80	1.12	.004	.695	-37.9
18	751	8.88	1.39	.008	.816	-41.3
24	751	11.5	1.76	.008	1.03	-41.5
48	745	21.6	3.65	.003	2.01	-44.9
72	744	35.9	7.00	-.004	3.63	-48.1

Table 12. Mean storm interevent time by county for eastern New Mexico.

County	Mean storm interevent time (days) for each minimum interevent time						
	6 hours	8 hours	12 hours	18 hours	24 hours	48 hours	72 hours
Chaves	9.27	9.81	10.5	11.4	12.3	14.3	15.9
Colfax	6.48	6.79	7.30	8.02	9.04	11.1	12.8
Curry	8.68	9.19	9.77	10.6	11.6	13.7	15.6
DeBaca	9.39	9.92	10.5	11.2	12.0	13.9	15.6
Eddy	10.6	11.1	11.9	12.8	13.7	15.7	17.5
Guadalupe	8.20	8.63	9.23	10.0	10.9	13.0	14.7
Harding	8.42	8.75	9.24	9.93	11.0	13.1	14.9
Lea	10.2	10.8	11.5	12.4	13.2	15.3	16.9
Lincoln	7.36	7.79	8.44	9.20	10.2	12.2	13.9
Los Alamos	6.47	6.86	7.47	8.23	9.10	11.0	12.6
Mora	6.35	6.70	7.21	7.95	9.00	11.1	12.8
Otero	9.40	9.96	10.6	11.5	12.7	14.9	16.9
Quay	9.70	10.1	10.7	11.6	12.8	15.3	17.5
Roosevelt	8.79	9.32	9.91	10.7	11.6	13.5	15.2
San Miguel	7.15	7.51	8.04	8.81	9.85	11.9	13.8
Santa Fe	6.54	6.93	7.51	8.27	9.14	10.9	12.5
Taos	5.93	6.27	6.80	7.52	8.54	10.7	12.4
Torrance	7.20	7.59	8.20	8.99	9.87	11.8	13.4
Union	8.19	8.39	8.97	9.69	10.8	12.9	14.6

Table 13. Mean storm depth by county for eastern New Mexico.

County	Mean storm depth (inches) for each minimum interevent time						
	6 hours	8 hours	12 hours	18 hours	24 hours	48 hours	72 hours
Chaves	0.294	0.311	0.336	0.366	0.401	0.476	0.543
Colfax	.247	.261	.280	.311	.356	.454	.547
Curry	.333	.350	.377	.412	.451	.543	.634
DeBaca	.280	.294	.315	.339	.367	.434	.498
Eddy	.308	.322	.347	.375	.405	.470	.532
Guadalupe	.276	.290	.313	.342	.378	.460	.536
Harding	.280	.293	.312	.339	.383	.473	.553
Lea	.349	.367	.394	.427	.461	.541	.609
Lincoln	.269	.285	.312	.344	.388	.487	.580
Los Alamos	.222	.236	.259	.288	.322	.402	.480
Mora	.252	.266	.288	.321	.369	.471	.568
Otero	.258	.272	.296	.325	.363	.444	.523
Quay	.316	.330	.353	.383	.422	.512	.593
Roosevelt	.339	.356	.384	.418	.455	.543	.626
San Miguel	.272	.285	.308	.340	.385	.481	.572
Santa Fe	.221	.235	.256	.285	.319	.395	.471
Taos	.220	.234	.255	.284	.328	.427	.521
Torrance	.239	.252	.274	.303	.336	.413	.486
Union	.272	.285	.303	.330	.376	.467	.551

Table 14. Mean storm duration by county for eastern New Mexico.

County	Mean storm duration (hours) for each minimum interevent time						
	6 hours	8 hours	12 hours	18 hours	24 hours	48 hours	72 hours
Chaves	4.06	4.65	5.78	7.62	10.3	18.7	29.7
Colfax	4.08	4.69	5.76	7.94	12.2	25.3	42.9
Curry	4.13	4.67	5.75	7.63	10.3	19.3	32.5
DeBaca	4.20	4.74	5.73	7.25	9.43	17.4	28.8
Eddy	3.78	4.23	5.28	6.85	9.04	16.0	26.1
Guadalupe	4.04	4.58	5.65	7.52	10.5	20.2	33.3
Harding	4.12	4.59	5.50	7.29	10.9	21.7	35.6
Lea	3.90	4.43	5.47	7.10	9.31	16.9	26.5
Lincoln	4.31	4.99	6.29	8.44	12.0	23.9	39.5
Los Alamos	3.82	4.47	5.79	8.04	11.5	23.0	39.0
Mora	4.13	4.74	5.91	8.26	12.6	25.8	43.3
Otero	4.38	4.97	6.23	8.23	11.5	21.4	35.3
Quay	4.09	4.56	5.52	7.26	10.1	19.4	32.0
Roosevelt	3.98	4.52	5.60	7.38	9.83	18.3	30.3
San Miguel	3.96	4.49	5.59	7.71	11.5	22.8	38.4
Santa Fe	4.22	4.90	6.17	8.48	11.9	23.0	38.7
Taos	3.97	4.60	5.85	8.22	12.6	27.0	45.7
Torrance	4.19	4.80	6.00	8.15	11.3	21.8	36.2
Union	4.22	4.73	5.62	7.42	11.4	23.0	38.1

Table 15. Mean storm interevent time by county for Oklahoma.

County	Mean storm interevent time (days) for each minimum interevent time						
	6 hours	8 hours	12 hours	18 hours	24 hours	48 hours	72 hours
Adair	6.11	6.47	6.94	7.53	8.03	9.57	11.0
Alfalfa	7.21	7.59	8.11	8.73	9.29	11.0	12.6
Atoka	5.52	5.85	6.34	6.94	7.46	8.85	10.1
Beaver	7.88	8.28	8.86	9.59	10.3	12.1	13.7
Beckham	7.59	8.04	8.66	9.46	10.1	12.0	13.6
Blaine	6.65	7.04	7.58	8.19	8.72	10.3	11.8
Bryan	5.88	6.23	6.75	7.36	7.90	9.38	10.7
Caddo	6.73	7.30	7.72	8.35	8.91	10.5	12.0
Canadian	6.05	6.48	7.01	7.60	8.12	9.63	11.1
Carter	6.16	6.60	7.08	7.79	8.35	9.91	11.3
Cherokee	5.95	6.30	6.78	7.38	7.87	9.41	10.9
Choctaw	5.23	5.53	6.00	6.59	7.07	8.38	9.60
Cimarron	8.31	8.64	9.18	9.87	10.8	12.8	14.5
Cleveland	5.59	6.13	6.47	7.05	7.54	9.00	10.4
Coal	5.63	5.98	6.46	7.07	7.59	9.01	10.3
Comanche	6.76	7.17	7.72	8.40	8.98	10.6	12.1
Cotton	7.30	7.47	8.24	8.96	9.55	11.1	12.4
Craig	5.95	6.28	6.75	7.31	7.83	9.32	10.8
Creek	6.23	6.59	7.13	7.77	8.27	10.2	11.8
Custer	6.97	7.32	7.95	8.63	9.22	10.8	12.4
Delaware	6.20	6.55	7.00	7.58	8.10	9.65	11.1
Dewey	7.36	7.77	8.34	9.00	9.61	11.3	12.9
Ellis	7.68	8.09	8.68	9.38	10.0	11.9	13.5
Garfield	6.84	7.23	7.72	8.35	8.88	10.4	11.9
Garvin	5.99	6.32	6.86	7.48	7.99	9.49	10.8
Grady	6.96	7.34	7.95	8.64	9.19	10.9	12.4
Grant	7.00	7.38	7.88	8.49	9.02	10.7	12.3
Greer	8.10	8.61	9.30	10.1	10.8	12.8	14.5
Harmon	9.01	9.56	10.3	11.2	11.9	14.1	15.8
Harper	7.63	8.02	8.59	9.26	9.92	11.7	13.3
Haskell	5.41	5.73	6.23	6.74	7.19	8.50	9.77
Hughes	5.51	5.94	6.36	6.97	7.46	8.95	10.3
Jackson	8.27	8.75	9.54	10.4	11.2	13.0	14.7
Jefferson	6.73	7.14	7.66	8.40	8.99	10.6	12.0
Johnston	5.72	6.16	6.56	7.17	7.68	9.11	10.4
Kay	6.51	6.87	7.37	7.95	8.44	10.0	11.5
Kingfisher	6.58	6.90	7.51	8.13	8.65	10.2	11.6
Kiowa	7.20	7.61	8.28	9.05	9.69	11.4	13.0
Latimer	5.19	5.50	5.98	6.50	6.97	8.27	9.50
LeFlore	5.37	5.67	6.13	6.63	7.09	8.40	9.63
Lincoln	6.53	6.94	7.49	8.16	8.71	10.6	12.3
Logan	6.53	6.83	7.44	8.08	8.60	10.1	11.6
Love	6.30	6.69	7.24	7.95	8.52	10.1	11.5
Major	7.16	7.53	8.07	8.69	9.25	10.9	12.5
Marshall	5.79	6.19	6.63	7.23	7.76	9.18	10.4
Mayes	6.00	6.34	6.82	7.40	7.89	9.43	10.9
McClain	6.13	6.48	7.04	7.67	8.17	9.71	11.1
McCurtain	4.89	5.17	5.61	6.16	6.61	7.86	9.02
McIntosh	5.44	5.79	6.28	6.83	7.29	8.67	9.99

Table 15. Mean storm interevent time by county for Oklahoma—Continued.

County	Mean storm interevent time (days) for each minimum interevent time						
	6 hours	8 hours	12 hours	18 hours	24 hours	48 hours	72 hours
Murray	5.95	6.31	6.83	7.48	8.00	9.50	10.8
Muskogee	5.56	5.90	6.38	6.96	7.41	8.84	10.2
Noble	6.42	6.80	7.29	7.90	8.41	9.91	11.3
Nowata	5.57	5.88	6.36	6.89	7.39	8.83	10.2
Okfuskee	5.82	6.18	6.72	7.33	7.85	9.48	10.9
Oklahoma	5.77	6.20	6.68	7.27	7.76	9.27	10.7
Okmulgee	5.68	6.02	6.53	7.11	7.59	9.14	10.6
Osage	5.62	5.96	6.45	6.99	7.44	8.90	10.3
Ottawa	6.01	6.36	6.81	7.37	7.91	9.41	10.9
Pawnee	5.88	6.24	6.77	7.36	7.85	9.53	11.0
Payne	6.54	6.91	7.43	8.06	8.58	10.3	11.8
Pittsburg	5.41	5.77	6.27	6.85	7.34	8.71	10.0
Pontotoc	5.74	6.10	6.60	7.21	7.71	9.21	10.5
Pottawatomie	5.81	6.24	6.71	7.31	7.83	9.43	10.9
Pushmataha	5.01	5.32	5.77	6.33	6.81	8.10	9.29
Roger Mills	7.68	8.10	8.73	9.48	10.2	12.0	13.6
Rogers	5.38	5.69	6.16	6.69	7.16	8.56	9.93
Seminole	5.75	6.11	6.64	7.24	7.77	9.36	10.8
Sequoyah	5.97	6.32	6.82	7.39	7.88	9.35	10.8
Stephens	6.80	7.17	7.68	8.41	8.98	10.5	11.9
Texas	8.24	8.61	9.20	9.91	10.7	12.5	14.2
Tillman	8.12	8.50	9.33	10.2	11.0	12.8	14.4
Tulsa	5.35	5.65	6.12	6.64	7.06	8.45	9.79
Wagoner	5.41	5.71	6.20	6.77	7.20	8.62	10.0
Washington	5.41	5.71	6.22	6.76	7.21	8.65	9.99
Washita	7.02	7.36	8.03	8.77	9.36	11.0	12.6
Woods	7.41	7.79	8.33	8.97	9.58	11.3	12.9
Woodward	7.55	7.93	8.48	9.13	9.78	11.6	13.2

Table 16. Mean storm depth by county for Oklahoma.

County	Mean storm depth (inches) for each minimum interevent time						
	6 hours	8 hours	12 hours	18 hours	24 hours	48 hours	72 hours
Adair	0.584	0.619	0.668	0.731	0.786	0.970	1.17
Alfalfa	.474	.500	.536	.581	.622	.756	.901
Atoka	.612	.650	.709	.783	.850	1.05	1.25
Beaver	.385	.405	.435	.473	.510	.614	.722
Beckham	.460	.488	.528	.582	.627	.759	.895
Blaine	.493	.525	.568	.618	.662	.806	.966
Bryan	.600	.638	.694	.763	.828	1.02	1.22
Caddo	.516	.548	.595	.648	.697	.850	1.01
Canadian	.501	.536	.586	.640	.689	.848	1.02
Carter	.555	.591	.643	.713	.771	.944	1.12
Cherokee	.578	.614	.665	.730	.784	.972	1.18
Choctaw	.623	.663	.722	.801	.869	1.07	1.30
Cimarron	.309	.322	.343	.371	.410	.499	.582
Cleveland	.506	.540	.592	.651	.702	.872	1.06
Coal	.600	.636	.695	.767	.832	1.02	1.22
Comanche	.515	.545	.592	.648	.699	.851	1.01
Cotton	.531	.561	.603	.660	.709	.842	.979
Craig	.555	.588	.635	.692	.749	.924	1.12
Creek	.534	.565	.614	.671	.720	.895	1.08
Custer	.478	.508	.550	.601	.646	.782	.930
Delaware	.582	.615	.661	.722	.778	.959	1.16
Dewey	.472	.500	.539	.586	.630	.762	.902
Ellis	.422	.445	.479	.521	.562	.682	.801
Garfield	.515	.546	.587	.639	.684	.828	.988
Garvin	.559	.594	.645	.709	.765	.941	1.12
Grady	.540	.571	.622	.682	.732	.894	1.06
Grant	.502	.531	.570	.617	.660	.805	.961
Greer	.464	.492	.535	.589	.634	.762	.896
Harmon	.452	.481	.520	.569	.611	.733	.854
Harper	.408	.430	.461	.500	.540	.654	.769
Haskell	.612	.651	.712	.777	.837	1.03	1.24
Hughes	.563	.600	.658	.727	.787	.983	1.19
Jackson	.464	.493	.538	.593	.640	.762	.889
Jefferson	.544	.576	.624	.689	.744	.901	1.06
Johnston	.572	.608	.661	.729	.788	.967	1.15
Kay	.521	.552	.596	.647	.691	.847	1.02
Kingfisher	.516	.549	.594	.648	.695	.842	1.01
Kiowa	.489	.519	.566	.623	.671	.811	.959
Latimer	.615	.654	.716	.786	.852	1.05	1.28
LeFlore	.615	.652	.708	.774	.836	1.03	1.25
Lincoln	.530	.563	.611	.668	.720	.890	1.07
Logan	.528	.561	.606	.662	.711	.862	1.03
Love	.549	.582	.635	.701	.758	.926	1.10
Major	.476	.503	.541	.587	.629	.762	.906
Marshall	.565	.601	.653	.717	.776	.950	1.13
Mayes	.575	.610	.660	.721	.776	.961	1.17
McClain	.538	.572	.623	.684	.737	.907	1.09
McCurtain	.623	.661	.722	.800	.869	1.08	1.31
McIntosh	.592	.630	.690	.756	.815	1.01	1.22

Table 16. Mean storm depth by county for Oklahoma—Continued.

County	Mean storm depth (inches) for each minimum interevent time						
	6 hours	8 hours	12 hours	18 hours	24 hours	48 hours	72 hours
Murray	0.554	0.589	0.641	0.708	0.763	0.939	1.12
Muskogee	.577	.614	.668	.734	.789	.976	1.19
Noble	.529	.561	.606	.662	.710	.864	1.03
Nowata	.534	.567	.616	.673	.728	.904	1.10
Okfuskee	.555	.590	.646	.710	.768	.958	1.16
Oklahoma	.497	.530	.581	.637	.686	.850	1.03
Okmulgee	.555	.589	.643	.706	.760	.945	1.15
Osage	.526	.559	.610	.667	.714	.887	1.08
Ottawa	.559	.591	.637	.695	.752	.926	1.12
Pawnee	.532	.565	.616	.674	.723	.899	1.09
Payne	.533	.565	.609	.665	.713	.872	1.04
Pittsburg	.587	.626	.687	.757	.820	1.01	1.22
Pontotoc	.565	.599	.655	.723	.781	.967	1.16
Pottawatomie	.535	.570	.623	.685	.741	.922	1.11
Pushmataha	.617	.657	.718	.795	.865	1.07	1.30
Roger Mills	.453	.478	.517	.566	.611	.739	.867
Rogers	.535	.568	.618	.678	.732	.913	1.12
Seminole	.553	.589	.645	.711	.770	.963	1.16
Sequoyah	.584	.620	.672	.734	.789	.969	1.17
Stephens	.556	.588	.633	.700	.753	.909	1.07
Texas	.352	.368	.395	.427	.463	.555	.652
Tillman	.502	.532	.580	.639	.693	.825	.956
Tulsa	.527	.559	.607	.664	.713	.886	1.09
Wagoner	.545	.579	.630	.694	.744	.928	1.14
Washington	.525	.559	.609	.668	.718	.897	1.09
Washita	.485	.515	.558	.614	.660	.798	.947
Woods	.468	.502	.544	.584	.709	.837	.468
Woodward	.453	.486	.526	.567	.688	.809	.453

Table 17. Mean storm duration by county for Oklahoma.

County	Mean storm duration (hours) for each minimum interevent time						
	6 hours	8 hours	12 hours	18 hours	24 hours	48 hours	72 hours
Adair	5.28	5.98	7.21	9.21	11.5	22.2	39.1
Alfalfa	5.04	5.67	6.77	8.53	10.6	20.4	35.6
Atoka	5.70	6.44	7.86	10.2	12.8	23.8	40.1
Beaver	4.13	4.68	5.73	7.51	9.70	18.7	32.5
Beckham	4.30	4.94	6.12	8.18	10.4	19.9	34.0
Blaine	4.73	5.45	6.65	8.50	10.6	20.5	36.0
Bryan	5.68	6.44	7.82	10.0	12.6	23.5	39.3
Caddo	4.71	5.41	6.68	8.57	10.7	20.8	35.4
Canadian	4.69	5.47	6.87	8.84	11.1	21.7	37.9
Carter	4.75	5.46	6.77	9.03	11.4	21.8	36.7
Cherokee	5.18	5.89	7.15	9.24	11.5	22.5	40.0
Choctaw	5.39	6.14	7.51	9.90	12.5	23.5	40.6
Cimarron	4.22	4.69	5.61	7.27	10.3	20.4	33.8
Cleveland	5.18	5.96	7.46	9.63	12.0	23.4	40.8
Coal	5.66	6.39	7.83	10.1	12.7	23.6	39.8
Comanche	5.18	5.86	7.17	9.22	11.5	21.6	36.5
Cotton	5.35	6.02	7.19	9.24	11.4	20.3	33.3
Craig	5.57	6.27	7.54	9.52	12.0	22.9	40.0
Creek	5.24	5.93	7.24	9.23	11.4	22.7	39.6
Custer	4.45	5.13	6.33	8.24	10.4	19.9	34.7
Delaware	5.54	6.22	7.40	9.39	11.7	22.5	39.3
Dewey	4.55	5.18	6.33	8.11	10.2	19.8	34.2
Ellis	4.51	5.11	6.23	8.03	10.3	19.9	33.7
Garfield	4.96	5.63	6.74	8.61	10.7	20.2	35.5
Garvin	4.92	5.62	6.91	9.02	11.3	21.9	37.5
Grady	4.82	5.48	6.79	8.82	11.0	21.1	35.8
Grant	4.94	5.59	6.69	8.44	10.4	20.4	35.9
Greer	4.29	4.96	6.19	8.25	10.4	19.6	33.2
Harmon	4.36	5.04	6.21	8.16	10.2	19.2	32.0
Harper	4.50	5.08	6.15	7.91	10.1	19.6	33.5
Haskell	5.30	6.06	7.48	9.48	11.8	22.3	39.5
Hughes	5.06	5.81	7.27	9.56	12.0	23.6	40.7
Jackson	4.40	5.07	6.42	8.49	10.8	19.4	32.4
Jefferson	4.85	5.51	6.76	8.96	11.3	20.9	35.0
Johnston	5.55	6.31	7.69	9.92	12.4	23.1	38.5
Kay	4.87	5.55	6.73	8.54	10.5	20.7	36.7
Kingfisher	4.80	5.53	6.73	8.65	10.7	20.4	35.9
Kiowa	4.63	5.31	6.64	8.73	11.0	20.5	34.9
Latimer	5.45	6.20	7.67	9.82	12.4	23.4	41.0
LeFlore	5.58	6.30	7.67	9.71	12.1	23.1	40.3
Lincoln	4.83	5.54	6.82	8.79	11.0	21.9	38.4
Logan	4.87	5.58	6.77	8.75	10.9	20.6	36.0
Love	4.92	5.62	6.96	9.18	11.6	21.8	36.5
Major	4.95	5.58	6.71	8.48	10.5	20.2	35.2
Marshall	5.56	6.33	7.68	9.83	12.3	22.9	38.1
Mayes	5.35	6.06	7.31	9.33	11.6	22.7	40.2
McClain	4.98	5.70	7.07	9.17	11.4	22.2	38.2
McCurtain	5.70	6.45	7.89	10.3	13.0	24.4	42.4
McIntosh	5.18	5.94	7.38	9.48	11.8	22.7	40.2

Table 17. Mean storm duration by county for Oklahoma—Continued.

County	Mean storm duration (hours) for each minimum interevent time						
	6 hours	8 hours	12 hours	18 hours	24 hours	48 hours	72 hours
Murray	4.93	5.65	6.98	9.16	11.5	22.1	37.5
Muskogee	5.27	6.01	7.37	9.51	11.8	22.8	40.7
Noble	4.80	5.49	6.68	8.61	10.7	20.5	36.2
Nowata	5.39	6.11	7.45	9.46	11.9	23.1	40.7
Okfuskee	4.97	5.70	7.12	9.24	11.7	23.2	40.1
Oklahoma	5.15	5.93	7.41	9.54	11.9	23.0	40.4
Okmulgee	5.22	5.94	7.34	9.45	11.7	23.1	40.6
Osage	5.03	5.75	7.11	9.12	11.2	22.3	39.7
Ottawa	5.67	6.38	7.62	9.61	12.1	22.9	39.9
Pawnee	5.25	5.96	7.37	9.42	11.6	22.7	39.8
Payne	4.96	5.64	6.81	8.74	10.9	21.0	36.7
Pittsburg	5.23	6.01	7.48	9.72	12.2	23.2	40.4
Pontotoc	5.02	5.72	7.14	9.34	11.7	22.8	38.9
Pottawatomie	4.98	5.72	7.15	9.27	11.7	23.1	40.0
Pushmataha	5.40	6.15	7.60	9.96	12.6	24.0	41.6
Roger Mills	4.42	5.04	6.22	8.14	10.4	19.9	33.5
Rogers	5.51	6.26	7.64	9.77	12.2	23.7	42.3
Seminole	4.91	5.64	7.08	9.24	11.7	23.4	40.3
Sequoyah	5.23	5.95	7.25	9.23	11.4	22.0	38.8
Stephens	4.95	5.60	6.74	8.94	11.2	20.6	34.7
Texas	4.06	4.55	5.57	7.23	9.55	18.4	31.9
Tillman	4.81	5.46	6.84	8.98	11.4	20.2	32.7
Tulsa	5.57	6.30	7.67	9.74	12.0	23.3	41.8
Wagoner	5.44	6.19	7.58	9.80	12.0	23.5	42.6
Washington	5.16	5.90	7.28	9.34	11.6	23.0	40.9
Washita	4.48	5.15	6.37	8.43	10.6	20.1	34.7
Woods	4.84	5.44	6.53	8.26	10.4	20.1	34.4
Woodward	4.71	5.30	6.39	8.10	10.3	19.9	33.9

Table 18. Mean storm interevent time by county for Texas.

County	Mean storm interevent time (days) for each minimum interevent time						
	6 hours	8 hours	12 hours	18 hours	24 hours	48 hours	72 hours
Anderson	5.34	5.68	6.12	6.67	7.21	8.52	9.76
Andrews	9.66	10.2	10.9	11.7	12.4	14.2	15.8
Angelina	5.04	5.31	5.77	6.29	6.88	8.24	9.56
Aransas	5.56	5.88	6.42	7.11	7.80	9.39	10.8
Archer	7.02	7.30	8.05	8.74	9.38	11.0	12.4
Armstrong	7.46	7.91	8.54	9.28	10.0	12.0	13.6
Atascosa	7.28	7.67	8.35	9.13	9.94	11.7	13.1
Austin	5.70	6.10	6.52	7.16	7.85	9.35	10.7
Bailey	8.52	8.93	9.61	10.4	11.3	13.3	15.0
Bandera	6.85	7.36	8.02	8.87	9.57	11.3	12.7
Bastrop	5.75	6.16	6.73	7.42	8.04	9.67	11.0
Baylor	8.14	8.52	9.28	10.1	10.8	12.7	14.3
Bee	6.58	6.93	7.52	8.25	9.09	10.8	12.3
Bell	6.42	6.77	7.24	7.85	8.43	9.94	11.3
Bexar	6.11	6.40	7.07	7.82	8.53	10.1	11.4
Blanco	6.53	6.85	7.50	8.20	8.79	10.3	11.5
Borden	8.71	9.18	9.91	10.8	11.6	13.5	15.0
Bosque	6.52	7.06	7.50	8.18	8.81	10.4	11.8
Bowie	5.09	5.39	5.84	6.40	6.89	8.24	9.44
Brazoria	5.05	5.33	5.77	6.34	7.02	8.50	9.89
Brazos	5.58	5.91	6.41	7.06	7.74	9.22	10.5
Brewster	11.3	12.2	12.4	13.3	14.5	16.9	18.9
Briscoe	8.28	8.71	9.45	10.3	11.0	13.0	14.7
Brooks	10.3	11.2	11.7	12.9	14.2	16.9	18.5
Brown	8.66	8.82	9.83	10.7	11.4	13.4	14.9
Burleson	5.84	6.14	6.63	7.30	7.91	9.39	10.7
Burnet	6.67	7.00	7.64	8.28	8.85	10.4	11.7
Caldwell	6.71	7.25	7.85	8.66	9.31	11.0	12.6
Calhoun	5.05	5.35	5.83	6.43	7.10	8.60	9.88
Callahan	6.65	7.11	7.68	8.43	9.14	10.7	12.0
Cameron	5.81	6.24	6.84	7.63	8.57	10.3	11.8
Camp	5.54	5.88	6.38	6.95	7.47	8.87	10.1
Carson	7.52	7.98	8.56	9.30	10.0	12.0	13.6
Cass	5.14	5.42	5.87	6.39	6.92	8.26	9.48
Castro	9.13	9.67	10.4	11.2	12.1	14.2	16.0
Chambers	4.28	4.55	5.01	5.59	6.27	7.69	9.16
Cherokee	5.27	5.59	6.05	6.59	7.14	8.45	9.73
Childress	8.85	9.43	10.1	11.0	11.7	13.7	15.4
Clay	6.82	7.12	7.84	8.56	9.19	10.8	12.2
Cochran	9.20	9.65	10.4	11.2	12.1	14.2	16.0
Coke	9.39	9.45	10.6	11.6	12.4	14.4	15.8
Coleman	8.55	8.99	9.71	10.5	11.3	13.3	14.8
Collin	6.08	6.45	6.94	7.53	8.05	9.46	10.8
Collingsworth	8.80	9.37	10.0	10.9	11.6	13.8	15.5
Colorado	5.56	5.93	6.39	7.01	7.67	9.10	10.4
Comal	6.55	6.87	7.51	8.25	8.85	10.3	11.6
Comanche	7.68	7.82	8.59	9.21	9.83	11.3	12.6
Concho	8.40	8.83	9.58	10.3	11.0	12.9	14.4
Cooke	6.56	6.91	7.51	8.21	8.80	10.4	11.8

Table 18. Mean storm interevent time by county for Texas—Continued.

County	Mean storm interevent time (days) for each minimum interevent time						
	6 hours	8 hours	12 hours	18 hours	24 hours	48 hours	72 hours
Coryell	6.83	7.20	7.79	8.45	9.05	10.6	11.9
Cottle	8.77	9.38	9.99	10.9	11.6	13.6	15.2
Crane	11.9	12.4	13.2	14.1	14.9	16.9	18.3
Crockett	10.7	11.3	12.1	13.1	14.0	16.1	17.9
Crosby	8.58	9.02	9.74	10.6	11.4	13.4	15.0
Culberson	11.7	12.2	13.0	14.0	15.1	17.5	19.6
Dallam	8.43	8.81	9.37	10.1	11.0	13.0	14.7
Dallas	5.72	6.09	6.64	7.29	7.86	9.31	10.7
Dawson	8.43	8.88	9.56	10.4	11.1	12.9	14.4
Deaf Smith	6.12	6.44	7.05	7.75	8.50	10.1	11.5
Delta	10.7	11.0	12.2	13.1	14.3	16.9	19.1
Denton	5.48	5.88	6.32	6.90	7.40	8.75	10.0
Dewitt	6.47	6.82	7.40	8.06	8.63	10.1	11.5
Dickens	8.84	9.28	10.0	10.9	11.7	13.7	15.3
Dimmit	10.1	10.6	11.4	12.4	13.4	15.7	17.5
Donley	7.82	8.33	8.94	9.73	10.4	12.4	14.1
Duval	8.54	9.10	9.77	10.6	11.7	13.7	15.4
Eastland	7.29	7.65	8.27	8.98	9.61	11.2	12.5
Ector	10.6	11.1	11.9	12.8	13.6	15.5	16.9
Edwards	9.01	9.51	10.4	11.4	12.3	14.2	15.9
El Paso	13.9	14.9	15.2	16.3	19.4	21.8	23.5
Ellis	6.37	6.73	7.29	7.93	8.55	10.0	11.4
Erath	6.98	7.36	7.94	8.63	9.27	10.9	12.2
Falls	5.82	6.11	6.58	7.18	7.76	9.22	10.6
Fannin	6.15	6.48	7.09	7.75	8.29	9.80	11.2
Fayette	5.92	6.36	6.84	7.53	8.16	9.75	11.1
Fisher	8.86	9.51	10.2	11.1	12.0	13.9	15.5
Floyd	8.58	9.01	9.75	10.6	11.4	13.4	15.0
Foard	9.02	9.60	10.2	11.1	11.9	14.1	15.8
Fort Bend	5.55	5.84	6.27	6.83	7.43	8.90	10.1
Franklin	5.45	5.79	6.26	6.84	7.32	8.70	9.94
Freestone	5.56	5.96	6.37	6.95	7.51	8.88	10.1
Frio	8.51	9.16	9.76	10.7	11.5	13.5	15.1
Gaines	9.30	9.90	10.4	11.3	11.9	13.9	15.4
Galveston	4.54	4.84	5.34	5.96	6.63	8.09	9.64
Garza	8.54	9.02	9.73	10.6	11.4	13.3	15.0
Gillespie	6.96	7.40	8.05	8.83	9.46	11.1	12.5
Glasscock	10.3	10.9	11.6	12.5	13.3	15.3	16.7
Goliad	6.08	6.41	6.97	7.66	8.44	10.1	11.5
Gonzales	6.74	7.12	7.78	8.56	9.31	11.0	12.5
Gray	7.26	7.76	8.24	8.96	9.61	11.5	13.1
Grayson	6.04	6.37	6.91	7.52	8.06	9.50	10.8
Gregg	5.32	5.63	6.11	6.70	7.19	8.50	9.73
Grimes	5.85	6.18	6.73	7.39	8.17	9.73	11.1
Guadalupe	6.73	6.87	7.75	8.54	9.26	10.9	12.3
Hale	8.71	9.16	9.87	10.7	11.6	13.6	15.4
Hall	8.56	9.07	9.80	10.7	11.4	13.4	15.1
Hamilton	7.29	7.57	8.32	9.01	9.65	11.3	12.7
Hansford	8.27	8.65	9.30	10.0	10.8	12.6	14.3

Table 18. Mean storm interevent time by county for Texas—Continued.

County	Mean storm interevent time (days) for each minimum interevent time						
	6 hours	8 hours	12 hours	18 hours	24 hours	48 hours	72 hours
Hardeman	8.76	9.34	10.0	10.9	11.7	13.7	15.4
Hardin	4.25	4.54	4.91	5.44	6.09	7.46	8.74
Harris	4.84	5.14	5.57	6.14	6.78	8.18	9.53
Harrison	5.17	5.38	5.91	6.44	6.95	8.18	9.38
Hartley	8.74	9.15	9.74	10.6	11.4	13.3	15.0
Haskell	8.87	9.48	10.3	11.2	12.1	14.4	16.1
Hays	6.13	6.53	7.09	7.82	8.38	9.80	11.1
Hemphill	7.69	8.11	8.73	9.48	10.1	12.0	13.6
Henderson	5.84	6.20	6.72	7.33	7.85	9.34	10.6
Hidalgo	11.1	11.8	12.7	14.1	15.4	18.4	20.1
Hill	6.26	6.61	7.15	7.78	8.37	9.88	11.2
Hockley	9.00	9.44	10.2	11.1	12.0	14.1	15.9
Hood	6.50	6.94	7.40	8.04	8.65	10.2	11.5
Hopkins	5.36	5.70	6.18	6.75	7.21	8.55	9.81
Houston	5.24	5.57	6.00	6.56	7.12	8.42	9.67
Howard	9.56	10.1	10.8	11.7	12.6	14.5	16.0
Hudspeth	12.3	13.3	13.5	14.7	16.3	18.9	21.1
Hunt	5.68	5.96	6.54	7.13	7.63	9.00	10.3
Hutchinson	8.28	8.68	9.35	10.1	10.9	12.8	14.6
Irion	9.57	10.0	10.8	11.8	12.6	14.5	16.0
Jack	6.84	7.19	7.86	8.58	9.21	10.8	12.2
Jackson	5.24	5.56	6.02	6.63	7.29	8.75	10.0
Jasper	4.55	4.81	5.19	5.69	6.30	7.62	8.84
Jeff Davis	10.5	10.8	11.7	12.7	14.0	16.7	18.6
Jefferson	4.24	4.51	4.94	5.48	6.21	7.64	9.03
Jim Hogg	10.2	11.5	11.7	12.7	13.9	16.4	18.4
Jim Wells	7.21	7.66	8.27	9.09	10.0	11.9	13.4
Johnson	6.39	6.77	7.29	7.93	8.55	10.1	11.4
Jones	7.81	8.47	9.08	9.92	10.8	12.7	14.1
Karnes	6.77	6.92	7.73	8.47	9.30	11.0	12.5
Kaufman	6.19	6.49	7.14	7.77	8.34	9.81	11.1
Kendall	6.73	7.18	7.81	8.56	9.21	10.7	12.0
Kenedy	7.31	7.75	8.45	9.37	10.3	12.4	13.9
Kent	9.07	9.63	10.4	11.3	12.1	14.2	15.9
Kerr	7.04	7.51	8.21	9.03	9.71	11.4	12.8
Kimble	7.91	8.36	9.10	9.95	10.6	12.5	14.0
King	9.45	9.95	10.7	11.7	12.6	14.8	16.6
Kinney	8.75	9.19	9.99	10.9	11.9	13.9	15.6
Kleberg	6.33	6.73	7.31	8.10	8.87	10.6	12.1
Knox	9.24	9.68	10.5	11.5	12.3	14.6	16.4
La Salle	9.32	9.89	10.7	11.6	12.5	14.7	16.5
Lamar	5.63	5.97	6.47	7.08	7.58	8.98	10.3
Lamb	8.80	9.24	9.94	10.8	11.7	13.8	15.5
Lampasas	6.84	7.31	7.83	8.47	9.04	10.6	11.9
Lavaca	5.82	6.21	6.73	7.40	8.09	9.62	11.0
Lee	5.92	6.26	6.77	7.45	8.06	9.60	10.9
Leon	5.39	5.76	6.16	6.75	7.31	8.63	9.85
Liberty	4.34	4.72	5.00	5.54	6.17	7.55	8.87
Limestone	5.59	5.91	6.38	6.96	7.54	8.94	10.2

Table 18. Mean storm interevent time by county for Texas—Continued.

County	Mean storm interevent time (days) for each minimum interevent time						
	6 hours	8 hours	12 hours	18 hours	24 hours	48 hours	72 hours
Lipscomb	7.81	8.23	8.83	9.56	10.2	12.1	13.7
Live Oak	6.96	7.32	7.96	8.72	9.56	11.3	12.8
Llano	7.21	7.59	8.22	8.97	9.57	11.3	12.7
Loving	11.2	11.8	12.5	13.5	14.4	16.3	18.0
Lubbock	8.74	9.18	9.89	10.8	11.6	13.7	15.5
Lynn	8.30	8.73	9.42	10.2	11.0	13.0	14.6
Madison	5.52	5.89	6.31	6.92	7.50	8.86	10.0
Marion	5.19	5.46	5.91	6.39	6.94	8.22	9.43
Martin	8.91	9.37	10.1	10.9	11.7	13.5	15.0
Mason	7.38	7.97	8.48	9.29	9.95	11.7	13.2
Matagorda	5.38	5.69	6.14	6.75	7.41	8.96	10.3
Maverick	9.30	9.72	10.5	11.5	12.5	14.6	16.2
McCulloch	8.44	8.93	9.65	10.5	11.2	13.1	14.6
McLennan	5.68	6.02	6.49	7.11	7.68	9.10	10.4
McMullen	7.99	8.44	9.15	9.98	10.9	12.7	14.4
Medina	7.12	7.69	8.29	9.15	9.90	11.7	13.2
Menard	8.48	8.99	9.69	10.5	11.2	13.1	14.7
Midland	9.73	10.2	11.0	11.8	12.6	14.5	15.9
Milam	6.07	6.40	6.89	7.53	8.12	9.66	11.0
Mills	8.18	8.52	9.29	10.1	10.7	12.5	13.9
Mitchell	9.78	10.3	11.1	12.1	12.9	14.9	16.4
Montague	6.99	7.43	7.99	8.74	9.39	11.1	12.6
Montgomery	5.21	5.55	5.96	6.54	7.23	8.70	10.0
Moore	8.58	9.00	9.66	10.5	11.3	13.1	14.8
Morris	5.34	5.65	6.12	6.67	7.19	8.55	9.78
Motley	8.52	8.99	9.71	10.5	11.3	13.2	14.8
Nacogdoches	5.37	5.68	6.16	6.70	7.28	8.60	9.94
Navarro	6.14	6.51	7.04	7.65	8.21	9.73	11.0
Newton	4.55	4.86	5.19	5.68	6.29	7.60	8.80
Nolan	8.61	9.13	9.85	10.7	11.5	13.4	14.8
Nueces	6.05	6.40	6.98	7.74	8.49	10.2	11.6
Ochiltree	7.92	8.32	8.91	9.63	10.3	12.1	13.8
Oldham	9.61	9.82	10.8	11.6	12.6	14.8	16.7
Orange	4.22	4.47	4.89	5.41	6.14	7.56	8.90
Palo Pinto	6.87	7.15	7.80	8.47	9.12	10.7	12.1
Panola	5.16	5.45	5.95	6.49	6.98	8.17	9.41
Parker	6.41	6.77	7.31	7.96	8.56	10.1	11.4
Parmer	9.25	9.76	10.5	11.3	12.3	14.5	16.4
Pecos	13.6	14.2	15.0	16.0	17.0	19.5	21.3
Polk	4.96	5.21	5.66	6.20	6.82	8.21	9.50
Potter	7.67	8.13	8.74	9.49	10.3	12.1	13.8
Presidio	12.3	12.4	13.4	14.3	15.6	18.1	21.8
Rains	5.60	5.90	6.45	7.04	7.55	8.97	10.3
Randall	7.80	8.21	8.96	9.68	10.5	12.4	14.1
Reagan	10.4	10.9	11.6	12.4	13.3	15.2	16.6
Real	7.61	7.92	8.86	9.77	10.5	12.4	13.9
Red River	5.43	5.75	6.23	6.81	7.27	8.63	9.85
Reeves	13.5	13.8	15.0	16.1	17.3	19.9	21.7
Refugio	5.63	5.94	6.48	7.15	7.88	9.47	10.8

Table 18. Mean storm interevent time by county for Texas—Continued.

County	Mean storm interevent time (days) for each minimum interevent time						
	6 hours	8 hours	12 hours	18 hours	24 hours	48 hours	72 hours
Roberts	7.68	8.07	8.68	9.41	10.1	11.9	13.6
Robertson	5.62	5.95	6.43	7.06	7.62	9.03	10.2
Rockwall	6.05	6.32	6.97	7.58	8.16	9.60	10.9
Runnels	8.91	8.90	10.1	10.9	11.6	13.6	15.1
Rusk	5.40	5.73	6.21	6.79	7.30	8.60	9.87
Sabine	4.75	5.24	5.38	5.86	6.42	7.70	8.92
San Augustine	5.08	5.40	5.80	6.31	6.88	8.20	9.51
San Jacinto	5.25	5.59	5.97	6.55	7.22	8.68	10.0
San Patricio	5.97	6.32	6.87	7.61	8.36	10.0	11.4
San Saba	8.01	8.65	9.16	10.0	10.7	12.5	14.0
Schleicher	9.48	10.1	10.8	11.9	12.8	14.8	16.8
Scurry	9.22	9.76	10.5	11.5	12.3	14.3	15.9
Shackelford	6.96	7.72	8.02	8.75	9.43	11.1	12.4
Shelby	5.19	5.57	5.95	6.47	7.01	8.28	9.56
Sherman	8.51	8.89	9.55	10.3	11.1	13.0	14.6
Smith	5.46	5.78	6.29	6.90	7.44	8.96	10.3
Somervell	6.70	7.17	7.68	8.36	9.00	10.6	12.0
Starr	10.9	12.7	12.5	13.6	14.8	17.6	19.5
Stephens	7.19	7.57	8.17	8.86	9.48	11.1	12.4
Sterling	10.9	11.4	12.2	13.1	14.0	16.0	17.5
Stonewall	9.23	10.0	10.6	11.6	12.5	14.7	16.4
Sutton	9.61	10.3	10.9	12.0	12.9	15.0	16.9
Swisher	8.31	8.76	9.47	10.3	11.0	13.0	14.7
Tarrant	6.03	6.40	6.93	7.58	8.18	9.69	11.0
Taylor	7.11	7.57	8.18	8.95	9.70	11.4	12.7
Terrell	11.5	12.0	12.8	13.9	14.9	17.1	18.7
Terry	8.93	9.40	10.1	10.9	11.7	13.7	15.4
Throckmorton	7.69	8.16	8.81	9.59	10.3	12.1	13.6
Titus	5.44	5.76	6.25	6.82	7.31	8.69	9.92
Tom Green	8.54	8.48	9.72	10.7	11.4	13.4	14.7
Travis	5.20	5.57	6.12	6.75	7.34	8.81	10.1
Trinity	5.23	5.52	5.98	6.54	7.15	8.51	9.81
Tyler	4.53	4.77	5.17	5.67	6.26	7.57	8.79
Upshur	5.43	5.75	6.23	6.79	7.31	8.68	9.93
Upton	11.0	11.5	12.2	13.1	13.9	15.8	17.2
Uvalde	8.11	8.76	9.36	10.3	11.1	13.1	14.7
Val Verde	10.6	11.3	12.1	13.3	14.3	16.4	18.1
Van Zandt	5.92	6.23	6.82	7.44	7.98	9.50	10.8
Victoria	5.23	5.54	6.04	6.66	7.34	8.81	10.1
Walker	5.58	5.91	6.37	6.98	7.66	9.10	10.4
Waller	5.87	6.24	6.75	7.42	8.14	9.71	11.1
Ward	12.2	12.8	13.6	14.6	15.5	17.6	19.2
Washington	5.75	6.20	6.54	7.19	7.87	9.37	10.7
Webb	9.67	10.3	11.0	11.9	13.0	15.2	17.6
Wharton	5.49	5.81	6.27	6.88	7.52	8.97	10.3
Wheeler	7.59	8.01	8.64	9.41	10.1	12.0	13.6
Wichita	7.72	8.10	8.78	9.53	10.2	11.9	13.3
Wilbarger	8.77	9.29	9.98	10.9	11.7	13.6	15.2
Willacy	7.23	7.67	8.42	9.33	10.3	12.5	14.1

Table 18. Mean storm interevent time by county for Texas—Continued.

County	Mean storm interevent time (days) for each minimum interevent time						
	6 hours	8 hours	12 hours	18 hours	24 hours	48 hours	72 hours
Williamson	6.15	6.54	7.09	7.73	8.33	9.92	11.2
Wilson	6.70	6.61	7.69	8.45	9.24	10.9	12.3
Winkler	11.3	11.9	12.7	13.6	14.4	16.4	18.0
Wise	7.12	7.64	8.13	8.87	9.52	11.2	12.7
Wood	5.43	5.81	6.23	6.82	7.35	8.82	10.1
Yoakum	9.61	10.1	10.8	11.7	12.4	14.5	16.1
Young	7.09	7.34	8.13	8.84	9.47	11.1	12.5
Zapata	10.3	11.2	11.7	12.5	13.6	16.0	18.9
Zavala	9.68	10.2	11.0	12.0	12.9	15.1	16.7

Table 19. Mean storm depth by county for Texas.

County	Mean storm depth (inches) for each minimum interevent time						
	6 hours	8 hours	12 hours	18 hours	24 hours	48 hours	72 hours
Anderson	0.575	0.611	0.664	0.731	0.799	0.982	1.19
Andrews	.334	.351	.378	.409	.440	.516	.584
Angelina	.612	.648	.707	.779	.864	1.08	1.33
Aransas	.482	.513	.561	.627	.698	.877	1.05
Archer	.473	.502	.548	.599	.648	.781	.919
Armstrong	.372	.393	.428	.468	.508	.623	.729
Atascosa	.494	.524	.571	.629	.691	.834	.967
Austin	.566	.599	.654	.724	.803	.988	1.18
Bailey	.359	.377	.407	.444	.485	.582	.673
Bandera	.509	.542	.602	.671	.730	.884	1.03
Bastrop	.513	.550	.605	.674	.738	.921	1.10
Baylor	.491	.518	.564	.616	.664	.801	.926
Bee	.494	.523	.568	.628	.699	.860	1.01
Bell	.533	.563	.606	.661	.715	.870	1.02
Bexar	.479	.510	.560	.626	.689	.846	.987
Blanco	.532	.567	.616	.678	.734	.882	1.02
Borden	.394	.416	.450	.492	.532	.633	.722
Bosque	.524	.557	.607	.667	.725	.880	1.04
Bowie	.628	.666	.726	.804	.876	1.10	1.32
Brazoria	.537	.569	.619	.688	.773	.979	1.21
Brazos	.546	.579	.632	.703	.779	.963	1.15
Brewster	.337	.351	.372	.404	.447	.536	.613
Briscoe	.389	.411	.447	.487	.527	.637	.739
Brooks	.454	.480	.524	.579	.639	.778	.883
Brown	.516	.543	.589	.645	.695	.831	.952
Burleson	.552	.583	.632	.701	.768	.945	1.12
Burnet	.530	.563	.612	.668	.720	.872	1.01
Caldwell	.524	.564	.620	.689	.754	.927	1.10
Calhoun	.509	.541	.593	.659	.739	.938	1.14
Callahan	.446	.476	.519	.574	.626	.753	.875
Cameron	.381	.410	.453	.511	.583	.730	.866
Camp	.632	.672	.734	.807	.877	1.08	1.30
Carson	.376	.397	.431	.471	.512	.628	.738
Cass	.622	.659	.717	.789	.864	1.08	1.31
Castro	.369	.389	.421	.458	.498	.596	.689
Chambers	.516	.552	.613	.694	.790	1.03	1.31
Cherokee	.582	.618	.673	.740	.812	1.00	1.22
Childress	.436	.465	.502	.550	.588	.699	.809
Clay	.501	.532	.580	.639	.691	.835	.982
Cochran	.369	.388	.418	.457	.497	.595	.683
Coke	.450	.475	.513	.562	.601	.712	.801
Coleman	.522	.551	.596	.649	.701	.844	.966
Collin	.584	.618	.672	.734	.792	.961	1.14
Collingsworth	.441	.468	.505	.552	.592	.716	.835
Colorado	.548	.583	.635	.704	.779	.957	1.14
Comal	.548	.583	.633	.701	.758	.911	1.05
Comanche	.524	.549	.589	.636	.683	.807	.922
Concho	.460	.485	.527	.570	.614	.732	.837
Cooke	.547	.579	.630	.694	.750	.912	1.08

Table 19. Mean storm depth by county for Texas—Continued.

County	Mean storm depth (inches) for each minimum interevent time						
	6 hours	8 hours	12 hours	18 hours	24 hours	48 hours	72 hours
Coryell	0.544	0.577	0.625	0.683	0.737	0.883	1.03
Cottle	.445	.470	.510	.558	.602	.718	.826
Crane	.363	.380	.405	.435	.463	.532	.586
Crockett	.414	.435	.468	.507	.547	.638	.718
Crosby	.410	.433	.469	.512	.555	.665	.766
Culberson	.281	.293	.313	.339	.369	.436	.497
Dallam	.333	.349	.373	.406	.446	.538	.627
Dallas	.533	.569	.625	.691	.754	.924	1.11
Dawson	.363	.383	.415	.452	.489	.584	.669
Deaf Smith	.505	.538	.587	.651	.724	.891	1.06
Delta	.371	.392	.423	.458	.500	.599	.692
Denton	.631	.673	.735	.811	.877	1.08	1.30
Dewitt	.548	.579	.631	.691	.746	.904	1.07
Dickens	.436	.459	.497	.543	.587	.700	.802
Dimmit	.488	.517	.557	.608	.662	.788	.895
Donley	.403	.427	.463	.507	.546	.668	.781
Duval	.480	.508	.553	.607	.672	.805	.927
Eastland	.519	.548	.592	.647	.696	.834	.957
Ector	.340	.356	.383	.413	.442	.512	.571
Edwards	.473	.501	.548	.606	.657	.773	.891
El Paso	.213	.223	.237	.253	.275	.326	.365
Ellis	.575	.611	.663	.727	.791	.959	1.13
Erath	.523	.553	.598	.654	.709	.855	.992
Falls	.519	.548	.591	.651	.710	.874	1.05
Fannin	.620	.662	.722	.794	.860	1.05	1.26
Fayette	.536	.570	.624	.692	.759	.939	1.11
Fisher	.446	.475	.516	.566	.613	.729	.828
Floyd	.404	.426	.462	.503	.545	.654	.754
Foard	.497	.522	.567	.619	.669	.807	.932
Fort Bend	.596	.628	.677	.744	.819	1.01	1.21
Franklin	.633	.673	.735	.810	.875	1.08	1.30
Freestone	.569	.606	.658	.724	.791	.970	1.16
Frio	.497	.528	.576	.633	.691	.827	.953
Gaines	.353	.371	.399	.433	.468	.555	.631
Galveston	.499	.535	.595	.673	.760	.977	1.24
Garza	.405	.428	.465	.508	.550	.658	.756
Gillespie	.503	.535	.586	.646	.698	.842	.975
Glasscock	.402	.423	.453	.489	.526	.612	.683
Goliad	.502	.533	.580	.642	.716	.887	1.06
Gonzales	.512	.546	.597	.660	.730	.894	1.05
Gray	.405	.428	.463	.506	.547	.671	.789
Grayson	.575	.610	.662	.726	.785	.957	1.14
Gregg	.620	.659	.719	.797	.863	1.06	1.28
Grimes	.567	.600	.657	.727	.813	1.00	1.20
Guadalupe	.512	.545	.595	.661	.725	.883	1.03
Hale	.386	.406	.439	.479	.520	.625	.722
Hall	.412	.437	.475	.519	.558	.669	.774
Hamilton	.521	.552	.598	.652	.703	.843	.983
Hansford	.369	.386	.417	.452	.490	.585	.684

Table 19. Mean storm depth by county for Texas—Continued.

County	Mean storm depth (inches) for each minimum interevent time						
	6 hours	8 hours	12 hours	18 hours	24 hours	48 hours	72 hours
Hardeman	0.469	0.497	0.540	0.592	0.638	0.763	0.883
Hardin	.594	.633	.696	.782	.887	1.15	1.45
Harris	.554	.590	.646	.720	.810	1.03	1.27
Harrison	.618	.656	.712	.783	.855	1.05	1.27
Hartley	.354	.372	.399	.436	.476	.569	.662
Haskell	.476	.507	.553	.609	.659	.801	.918
Hays	.527	.564	.615	.685	.743	.897	1.05
Hemphill	.419	.443	.479	.523	.563	.684	.800
Henderson	.595	.633	.690	.759	.821	1.01	1.20
Hidalgo	.433	.459	.502	.557	.618	.751	.841
Hill	.552	.586	.635	.696	.756	.923	1.08
Hockley	.374	.394	.426	.466	.507	.610	.705
Hood	.527	.558	.604	.660	.717	.872	1.02
Hopkins	.624	.665	.726	.800	.863	1.07	1.29
Houston	.578	.614	.668	.736	.811	.998	1.21
Howard	.397	.419	.452	.490	.530	.625	.703
Hudspeth	.250	.260	.278	.302	.329	.392	.448
Hunt	.608	.647	.707	.777	.838	1.03	1.23
Hutchinson	.384	.404	.437	.475	.517	.621	.726
Irion	.411	.434	.468	.511	.549	.646	.728
Jack	.509	.540	.590	.649	.702	.846	.993
Jackson	.540	.574	.627	.696	.776	.972	1.17
Jasper	.625	.662	.721	.799	.899	1.14	1.41
Jeff Davis	.310	.324	.346	.379	.426	.524	.601
Jefferson	.576	.615	.679	.767	.875	1.14	1.45
Jim Hogg	.454	.483	.524	.573	.631	.756	.856
Jim Wells	.467	.495	.541	.601	.668	.818	.957
Johnson	.538	.571	.619	.678	.738	.901	1.05
Jones	.450	.481	.527	.580	.633	.764	.876
Karnes	.502	.532	.577	.636	.706	.861	1.01
Kaufman	.590	.629	.686	.752	.816	.990	1.17
Kendall	.533	.569	.623	.687	.745	.892	1.03
Kenedy	.431	.459	.504	.564	.627	.781	.920
Kent	.438	.464	.503	.550	.595	.709	.811
Kerr	.495	.527	.582	.645	.699	.843	.976
Kimble	.457	.483	.529	.581	.626	.754	.863
King	.461	.485	.526	.576	.622	.745	.859
Kinney	.445	.468	.511	.562	.614	.735	.845
Kleberg	.453	.482	.529	.592	.656	.812	.963
Knox	.489	.515	.558	.612	.661	.801	.927
La Salle	.478	.508	.550	.600	.655	.782	.899
Lamar	.639	.679	.740	.818	.884	1.09	1.31
Lamb	.373	.392	.423	.462	.504	.605	.700
Lampasas	.517	.549	.596	.649	.697	.840	.976
Lavaca	.524	.559	.611	.678	.751	.926	1.10
Lee	.540	.571	.623	.691	.755	.931	1.10
Leon	.562	.598	.648	.716	.785	.962	1.15
Liberty	.552	.588	.644	.723	.820	1.06	1.34
Limestone	.542	.575	.623	.686	.751	.924	1.11

Table 19. Mean storm depth by county for Texas—Continued.

County	Mean storm depth (inches) for each minimum interevent time						
	6 hours	8 hours	12 hours	18 hours	24 hours	48 hours	72 hours
Lipscomb	0.402	0.425	0.457	0.497	0.534	0.648	0.760
Live Oak	.491	.520	.565	.624	.692	.844	.990
Llano	.497	.525	.570	.626	.673	.813	.943
Loving	.320	.336	.360	.387	.416	.479	.537
Lubbock	.385	.406	.439	.480	.522	.628	.726
Lynn	.376	.397	.430	.471	.510	.613	.707
Madison	.573	.609	.661	.731	.802	.982	1.16
Marion	.622	.659	.714	.781	.858	1.06	1.29
Martin	.355	.374	.404	.439	.475	.562	.638
Mason	.465	.492	.538	.593	.639	.775	.896
Matagorda	.582	.616	.670	.743	.826	1.04	1.26
Maverick	.469	.493	.534	.588	.640	.762	.861
McCulloch	.483	.509	.556	.608	.654	.779	.894
McLennan	.505	.537	.582	.644	.703	.863	1.03
McMullen	.491	.520	.565	.621	.682	.820	.952
Medina	.507	.540	.598	.666	.729	.882	1.03
Menard	.457	.481	.525	.570	.613	.733	.839
Midland	.356	.374	.403	.436	.468	.547	.613
Milam	.538	.569	.615	.678	.739	.908	1.07
Mills	.507	.534	.579	.632	.677	.803	.924
Mitchell	.428	.454	.490	.533	.574	.673	.756
Montague	.534	.564	.615	.678	.733	.889	1.04
Montgomery	.572	.607	.661	.733	.824	1.04	1.27
Moore	.380	.399	.431	.469	.510	.605	.701
Morris	.632	.671	.731	.804	.876	1.09	1.31
Motley	.424	.447	.486	.530	.572	.683	.786
Nacogdoches	.617	.655	.715	.784	.862	1.06	1.29
Navarro	.594	.632	.686	.752	.814	.997	1.18
Newton	.637	.674	.733	.812	.913	1.16	1.43
Nolan	.432	.459	.497	.545	.589	.700	.796
Nueces	.456	.485	.532	.596	.661	.823	.980
Ochiltree	.380	.400	.430	.467	.503	.604	.709
Oldham	.363	.382	.410	.447	.488	.584	.678
Orange	.602	.642	.707	.796	.908	1.18	1.49
Palo Pinto	.524	.553	.598	.654	.711	.860	1.01
Panola	.608	.649	.708	.780	.848	1.03	1.26
Parker	.528	.559	.607	.666	.722	.878	1.03
Parmer	.354	.373	.402	.438	.479	.573	.665
Pecos	.380	.396	.420	.452	.484	.561	.628
Polk	.605	.642	.697	.772	.863	1.09	1.34
Potter	.359	.379	.411	.449	.489	.596	.698
Presidio	.302	.314	.337	.366	.409	.496	.566
Rains	.603	.642	.701	.772	.836	1.03	1.24
Randall	.356	.378	.412	.448	.488	.597	.697
Reagan	.409	.430	.459	.494	.530	.615	.684
Real	.486	.516	.571	.635	.689	.830	.964
Red River	.642	.681	.742	.820	.883	1.09	1.31
Reeves	.309	.323	.343	.370	.399	.463	.512
Refugio	.488	.519	.567	.632	.705	.883	1.06

Table 19. Mean storm depth by county for Texas—Continued.

County	Mean storm depth (inches) for each minimum interevent time						
	6 hours	8 hours	12 hours	18 hours	24 hours	48 hours	72 hours
Roberts	0.398	0.420	0.453	0.494	0.533	0.648	0.760
Robertson	.550	.585	.635	.704	.767	.942	1.11
Rockwall	.581	.618	.675	.740	.804	.977	1.16
Runnels	.513	.540	.581	.630	.676	.812	.924
Rusk	.616	.655	.714	.788	.856	1.05	1.27
Sabine	.617	.650	.705	.776	.864	1.09	1.34
San Augustine	.622	.657	.715	.785	.868	1.08	1.33
San Jacinto	.596	.633	.683	.758	.849	1.07	1.30
San Patricio	.466	.495	.541	.605	.673	.838	.998
San Saba	.496	.523	.570	.627	.672	.806	.933
Schleicher	.427	.451	.489	.535	.580	.688	.790
Scurry	.425	.451	.489	.534	.577	.683	.774
Shackelford	.453	.483	.526	.578	.628	.758	.879
Shelby	.618	.655	.713	.783	.860	1.06	1.29
Sherman	.366	.383	.414	.449	.488	.580	.674
Smith	.579	.615	.673	.746	.812	1.02	1.23
Somervell	.529	.561	.610	.668	.725	.880	1.03
Starr	.438	.466	.506	.554	.608	.732	.821
Stephens	.507	.536	.580	.633	.683	.820	.949
Sterling	.434	.457	.489	.528	.566	.656	.729
Stonewall	.461	.491	.535	.587	.635	.760	.868
Sutton	.449	.474	.516	.564	.611	.721	.828
Swisher	.376	.397	.430	.469	.508	.614	.711
Tarrant	.521	.554	.604	.666	.725	.889	1.05
Taylor	.424	.452	.492	.542	.592	.713	.829
Terrell	.405	.425	.456	.495	.534	.620	.694
Terry	.366	.385	.416	.454	.492	.590	.676
Throckmorton	.490	.519	.565	.619	.668	.807	.933
Titus	.637	.677	.739	.814	.881	1.09	1.30
Tom Green	.399	.424	.458	.505	.542	.647	.733
Travis	.459	.494	.547	.609	.672	.843	1.01
Trinity	.596	.633	.688	.760	.842	1.05	1.27
Tyler	.611	.648	.706	.784	.880	1.12	1.39
Upshur	.623	.661	.721	.794	.865	1.07	1.29
Upton	.384	.403	.430	.461	.494	.570	.631
Uvalde	.496	.525	.578	.642	.699	.840	.971
Val Verde	.438	.462	.501	.552	.598	.697	.788
Van Zandt	.598	.637	.695	.765	.828	1.02	1.22
Victoria	.507	.540	.591	.658	.735	.922	1.11
Walker	.586	.622	.675	.746	.829	1.03	1.23
Waller	.589	.626	.685	.762	.845	1.04	1.24
Ward	.332	.348	.371	.399	.426	.490	.543
Washington	.553	.583	.635	.703	.779	.961	1.15
Webb	.450	.478	.517	.564	.620	.741	.849
Wharton	.578	.613	.666	.738	.816	1.01	1.21
Wheeler	.432	.457	.495	.542	.583	.711	.832
Wichita	.491	.518	.563	.616	.666	.794	.921
Wilbarger	.506	.533	.579	.635	.687	.818	.937
Willacy	.403	.433	.476	.532	.598	.746	.874

Table 19. Mean storm depth by county for Texas—Continued.

County	Mean storm depth (inches) for each minimum interevent time						
	6 hours	8 hours	12 hours	18 hours	24 hours	48 hours	72 hours
Williamson	0.521	0.556	0.606	0.666	0.724	0.892	1.05
Wilson	.499	.530	.577	.639	.706	.862	1.00
Winkler	.331	.347	.372	.401	.429	.496	.553
Wise	.539	.570	.621	.682	.738	.894	1.04
Wood	.604	.641	.701	.774	.844	1.05	1.27
Yoakum	.363	.381	.410	.446	.483	.576	.654
Young	.498	.528	.575	.631	.681	.820	.958
Zapata	.440	.470	.508	.552	.607	.728	.826
Zavala	.498	.525	.567	.624	.678	.806	.912

Table 20. Mean storm duration by county for Texas.

County	Mean storm duration (hours) for each minimum interevent time						
	6 hours	8 hours	12 hours	18 hours	24 hours	48 hours	72 hours
Anderson	5.78	6.54	7.93	10.2	13.0	24.0	41.2
Andrews	4.20	4.74	5.86	7.53	9.67	17.3	27.3
Angelina	5.71	6.43	7.88	10.2	13.5	25.8	45.3
Aransas	5.04	5.79	7.26	9.86	13.4	25.6	42.9
Archer	5.28	5.99	7.40	9.44	11.9	21.2	35.3
Armstrong	4.54	5.18	6.46	8.40	10.9	21.3	35.2
Atascosa	4.82	5.50	6.83	9.03	11.9	21.6	34.5
Austin	5.28	5.97	7.36	9.71	13.0	24.1	40.6
Bailey	3.85	4.38	5.47	7.31	9.89	18.7	31.1
Bandera	4.92	5.66	7.31	9.82	12.5	22.4	36.0
Bastrop	4.80	5.62	7.15	9.60	12.5	24.2	40.2
Baylor	4.77	5.38	6.67	8.60	10.9	20.2	32.6
Bee	4.32	4.96	6.21	8.43	11.7	22.4	37.1
Bell	5.50	6.17	7.34	9.30	11.8	21.8	36.2
Bexar	5.28	6.06	7.59	10.2	13.4	24.2	38.4
Blanco	5.92	6.73	8.15	10.4	12.9	22.6	35.9
Borden	4.35	4.98	6.16	8.06	10.4	19.0	30.0
Bosque	5.09	5.81	7.18	9.32	11.9	21.9	36.1
Bowie	5.35	6.07	7.45	9.79	12.5	24.2	41.5
Brazoria	5.45	6.17	7.56	10.0	13.8	26.6	46.7
Brazos	5.44	6.16	7.65	10.1	13.5	25.0	41.3
Brewster	3.57	3.98	4.81	6.41	9.32	18.1	29.1
Briscoe	4.36	4.97	6.22	8.07	10.5	19.9	32.8
Brooks	5.11	5.81	7.20	9.52	12.6	22.9	34.2
Brown	4.84	5.44	6.69	8.71	10.9	19.8	31.3
Burleson	5.37	6.03	7.36	9.78	12.7	23.7	39.3
Burnet	5.64	6.40	7.77	9.81	12.1	22.0	35.0
Caldwell	5.05	5.94	7.47	9.93	12.8	23.5	39.2
Calhoun	5.10	5.84	7.33	9.84	13.6	26.6	45.0
Callahan	5.35	6.13	7.56	9.88	12.7	22.2	35.4
Cameron	5.07	5.96	7.57	10.4	14.8	27.3	43.3
Camp	5.46	6.21	7.64	9.84	12.5	23.5	40.0
Carson	4.45	5.07	6.30	8.23	10.8	20.9	35.1
Cass	5.27	5.97	7.31	9.46	12.3	24.0	41.6
Castro	4.04	4.62	5.77	7.51	9.97	18.8	31.1
Chambers	5.69	6.55	8.32	11.4	15.8	30.9	56.2
Cherokee	5.78	6.55	7.98	10.2	13.2	24.4	42.3
Childress	4.60	5.32	6.50	8.47	10.5	19.0	31.2
Clay	5.13	5.83	7.23	9.40	11.8	21.3	35.6
Cochran	3.87	4.41	5.49	7.33	9.79	18.5	30.1
Coke	4.64	5.29	6.45	8.44	10.4	18.6	28.3
Coleman	5.24	5.88	7.14	9.06	11.4	20.7	32.3
Collin	5.42	6.10	7.46	9.49	11.8	21.7	36.8
Collingsworth	4.35	5.02	6.16	8.09	10.1	19.6	32.7
Colorado	5.06	5.79	7.16	9.49	12.7	23.5	39.7
Comal	6.07	6.88	8.27	10.7	13.2	22.8	36.0
Comanche	5.50	6.10	7.22	8.95	11.1	19.5	30.7
Concho	4.68	5.31	6.59	8.34	10.5	19.3	30.5
Cooke	5.08	5.75	7.09	9.24	11.6	21.6	36.1

Table 20. Mean storm duration by county for Texas—Continued.

County	Mean storm duration (hours) for each minimum interevent time						
	6 hours	8 hours	12 hours	18 hours	24 hours	48 hours	72 hours
Coryell	5.50	6.23	7.51	9.52	11.9	21.1	34.5
Cottle	4.48	5.12	6.34	8.29	10.5	19.2	31.0
Crane	3.98	4.48	5.39	6.85	8.63	15.1	22.7
Crockett	4.25	4.80	5.87	7.52	9.69	17.1	26.8
Crosby	4.23	4.82	6.01	7.89	10.3	19.2	31.1
Culberson	3.76	4.17	5.09	6.74	9.12	16.9	27.6
Dallam	4.20	4.72	5.70	7.46	10.4	20.0	33.2
Dallas	5.26	6.06	7.57	9.92	12.6	23.3	40.0
Dawson	4.23	4.82	6.00	7.86	10.2	18.8	30.1
Deaf Smith	4.86	5.60	6.99	9.35	12.8	23.7	39.6
Delta	4.46	5.08	6.25	7.98	10.6	19.4	31.9
Denton	5.45	6.23	7.67	9.92	12.4	23.2	40.0
Dewitt	5.27	5.93	7.29	9.37	11.7	21.6	36.2
Dickens	4.20	4.76	5.95	7.80	10.1	18.7	30.2
Dimmit	4.57	5.23	6.37	8.29	10.9	19.4	30.3
Donley	4.47	5.11	6.35	8.31	10.6	20.7	34.3
Duval	4.72	5.39	6.69	8.78	11.9	21.1	33.3
Eastland	5.31	5.97	7.18	9.19	11.5	20.6	32.3
Ector	4.09	4.61	5.65	7.24	9.22	16.3	25.1
Edwards	4.29	4.93	6.28	8.46	10.9	19.1	31.0
El Paso	4.00	4.50	5.39	6.85	9.17	17.4	26.9
Ellis	5.18	5.92	7.20	9.27	11.9	21.9	36.2
Erath	5.05	5.72	6.94	8.93	11.4	20.8	33.4
Falls	5.56	6.24	7.48	9.71	12.5	23.3	39.8
Fannin	5.29	6.06	7.47	9.65	12.2	22.6	38.3
Fayette	4.92	5.65	7.06	9.41	12.3	23.3	38.8
Fisher	4.64	5.37	6.64	8.66	11.1	19.7	30.5
Floyd	4.22	4.79	5.99	7.80	10.2	19.1	31.2
Foard	4.77	5.35	6.60	8.57	10.9	20.1	32.4
Fort Bend	5.61	6.27	7.49	9.68	12.7	24.2	40.3
Franklin	5.55	6.29	7.73	9.97	12.4	23.5	40.0
Freestone	5.73	6.52	7.87	10.1	13.0	23.7	39.9
Frio	4.78	5.47	6.81	8.94	11.7	20.7	32.8
Gaines	4.07	4.61	5.68	7.40	9.62	17.8	28.3
Galveston	5.60	6.46	8.28	11.3	15.4	29.7	53.7
Garza	4.24	4.85	6.05	7.97	10.3	19.2	30.9
Gillespie	5.24	5.99	7.45	9.73	12.1	21.7	34.4
Glasscock	4.60	5.18	6.22	7.85	9.99	17.3	26.3
Goliad	4.57	5.26	6.58	8.87	12.3	23.5	39.3
Gonzales	4.86	5.62	7.03	9.30	12.5	23.1	37.9
Gray	4.54	5.17	6.36	8.32	10.6	20.9	35.0
Grayson	5.49	6.21	7.56	9.66	12.1	22.3	37.5
Gregg	5.64	6.42	7.84	10.3	12.8	23.7	40.6
Grimes	5.50	6.20	7.71	10.1	13.8	25.3	42.1
Guadalupe	5.29	6.05	7.47	9.89	12.9	23.1	36.7
Hale	4.10	4.67	5.81	7.64	10.0	19.1	31.3
Hall	4.49	5.15	6.39	8.31	10.5	19.6	32.1
Hamilton	5.18	5.88	7.16	9.10	11.4	20.5	33.6
Hansford	4.14	4.65	5.76	7.47	9.81	18.4	31.7

Table 20. Mean storm duration by county for Texas—Continued.

County	Mean storm duration (hours) for each minimum interevent time						
	6 hours	8 hours	12 hours	18 hours	24 hours	48 hours	72 hours
Hardeman	4.65	5.31	6.59	8.59	10.8	19.6	31.9
Hardin	5.74	6.55	8.15	11.0	15.2	30.0	53.6
Harris	5.74	6.53	8.09	10.7	14.7	28.0	49.2
Harrison	5.74	6.51	7.85	10.1	12.9	23.7	41.3
Hartley	4.11	4.63	5.65	7.55	10.2	19.2	32.1
Haskell	4.19	4.89	6.18	8.28	10.6	20.2	31.8
Hays	5.91	6.79	8.28	10.9	13.5	23.6	38.3
Hemphill	4.39	5.00	6.17	8.06	10.2	19.9	33.3
Henderson	5.48	6.25	7.67	9.86	12.4	23.3	38.9
Hidalgo	5.16	5.89	7.32	9.77	13.0	23.3	33.5
Hill	5.24	5.97	7.27	9.36	11.9	22.3	36.6
Hockley	4.06	4.63	5.76	7.67	10.2	19.3	31.5
Hood	4.99	5.67	6.89	8.88	11.4	21.3	34.6
Hopkins	5.63	6.42	7.87	10.1	12.5	23.5	40.6
Houston	6.11	6.90	8.33	10.7	13.8	25.1	42.8
Howard	4.47	5.08	6.21	7.97	10.3	18.3	28.1
Hudspeth	3.66	4.05	4.95	6.69	9.10	17.3	28.2
Hunt	5.48	6.26	7.70	9.87	12.3	22.8	38.9
Hutchinson	4.32	4.86	6.03	7.82	10.3	19.3	32.5
Irion	4.47	5.10	6.22	8.10	10.2	18.2	28.1
Jack	4.86	5.55	6.92	9.03	11.4	20.8	34.6
Jackson	5.12	5.86	7.28	9.71	13.3	25.4	43.0
Jasper	5.87	6.59	8.01	10.4	14.3	27.6	48.4
Jeff Davis	3.65	4.09	5.03	6.87	10.3	20.4	31.9
Jefferson	5.69	6.52	8.21	11.2	15.7	30.8	55.6
Jim Hogg	4.91	5.63	6.92	8.93	11.9	21.1	31.7
Jim Wells	4.83	5.52	6.92	9.34	12.7	23.3	37.5
Johnson	5.03	5.73	7.00	9.03	11.6	21.9	35.6
Jones	4.77	5.56	6.97	9.13	11.9	21.3	33.3
Karnes	4.37	5.01	6.25	8.38	11.6	21.8	36.0
Kaufman	5.29	6.05	7.45	9.55	12.1	22.1	36.6
Kendall	5.68	6.52	8.01	10.4	12.9	22.3	35.0
Kenedy	5.30	6.10	7.63	10.3	13.8	25.6	40.7
Kent	4.22	4.85	6.06	7.99	10.3	18.9	30.1
Kerr	4.86	5.59	7.16	9.52	12.0	21.5	34.3
Kimble	4.47	5.10	6.49	8.57	10.8	20.0	31.5
King	4.28	4.83	6.02	7.97	10.2	19.1	31.0
Kinney	4.57	5.15	6.47	8.59	11.3	20.4	32.2
Kleberg	5.10	5.85	7.33	10.0	13.3	24.7	40.6
Knox	4.56	5.13	6.34	8.36	10.7	20.1	32.5
La Salle	4.58	5.27	6.48	8.42	11.1	19.9	31.7
Lamar	5.37	6.11	7.49	9.77	12.2	23.0	39.5
Lamb	3.96	4.52	5.63	7.48	10.0	19.0	31.3
Lampasas	5.48	6.21	7.56	9.51	11.7	21.2	34.1
Lavaca	4.98	5.74	7.16	9.56	12.8	23.9	40.1
Lee	5.23	5.92	7.31	9.69	12.5	23.4	38.7
Leon	5.84	6.62	7.98	10.3	13.3	24.2	40.7
Liberty	5.74	6.55	8.08	10.9	15.1	29.8	53.3
Limestone	5.51	6.24	7.56	9.81	12.7	23.6	40.0

Table 20. Mean storm duration by county for Texas—Continued.

County	Mean storm duration (hours) for each minimum interevent time						
	6 hours	8 hours	12 hours	18 hours	24 hours	48 hours	72 hours
Lipscomb	4.33	4.94	6.05	7.87	9.96	19.4	33.0
Live Oak	4.47	5.12	6.38	8.58	11.7	21.9	35.9
Llano	5.49	6.17	7.52	9.67	11.9	21.6	34.4
Loving	3.91	4.43	5.39	6.89	8.91	15.4	24.3
Lubbock	4.23	4.82	5.98	7.89	10.4	19.5	31.9
Lynn	4.19	4.78	5.97	7.90	10.3	19.4	31.4
Madison	5.96	6.73	8.12	10.5	13.5	24.4	40.2
Marion	5.39	6.09	7.39	9.40	12.4	23.7	41.2
Martin	4.29	4.87	6.05	7.83	10.1	18.2	28.6
Mason	4.66	5.31	6.70	8.86	11.1	20.7	33.1
Matagorda	5.14	5.83	7.18	9.54	13.0	25.3	43.0
Maverick	4.51	5.09	6.30	8.39	11.0	19.6	30.0
McCulloch	4.70	5.31	6.66	8.65	10.8	19.5	31.1
McLennan	5.58	6.33	7.69	10.1	12.8	23.6	39.7
McMullen	4.66	5.32	6.60	8.69	11.6	20.9	33.7
Medina	5.04	5.79	7.41	9.92	12.8	22.7	36.6
Menard	4.16	4.73	6.03	7.88	10.0	18.8	30.0
Midland	4.28	4.84	5.94	7.60	9.71	17.2	26.4
Milam	5.34	6.02	7.29	9.50	12.2	23.0	38.1
Mills	5.20	5.86	7.13	9.14	11.2	19.8	31.6
Mitchell	4.75	5.43	6.58	8.45	10.6	18.5	28.1
Montague	4.72	5.35	6.68	8.81	11.2	20.9	34.8
Montgomery	5.59	6.34	7.72	10.2	14.0	27.0	46.6
Moore	4.10	4.61	5.73	7.54	9.94	18.4	30.7
Morris	5.43	6.16	7.55	9.75	12.5	23.7	40.5
Motley	4.30	4.89	6.13	7.97	10.2	18.9	30.7
Nacogdoches	5.77	6.53	7.99	10.2	13.2	24.3	42.6
Navarro	5.30	6.06	7.38	9.46	12.0	22.4	37.0
Newton	5.84	6.56	7.94	10.4	14.2	27.3	47.7
Nolan	4.95	5.68	6.93	8.99	11.3	20.0	31.0
Nueces	5.05	5.80	7.27	9.97	13.3	25.1	41.4
Ochiltree	4.19	4.74	5.80	7.55	9.71	18.6	32.3
Oldham	4.38	4.95	6.01	7.86	10.5	19.5	32.3
Orange	5.74	6.55	8.18	11.1	15.6	30.6	54.9
Palo Pinto	4.68	5.29	6.50	8.42	10.9	20.4	34.1
Panola	6.04	6.90	8.35	10.7	13.4	23.8	41.9
Parker	4.73	5.38	6.64	8.68	11.1	21.0	34.8
Parmer	3.98	4.54	5.65	7.45	10.0	18.8	31.4
Pecos	4.21	4.65	5.49	6.98	8.91	15.7	24.4
Polk	5.82	6.58	7.95	10.4	14.0	26.9	46.7
Potter	4.46	5.09	6.33	8.27	10.8	20.8	34.6
Presidio	3.55	3.96	4.92	6.57	9.78	19.0	30.1
Rains	5.48	6.25	7.69	9.92	12.4	23.5	40.0
Randall	4.68	5.36	6.67	8.54	11.2	21.3	35.2
Reagan	4.40	4.96	5.94	7.47	9.50	16.6	25.2
Real	4.52	5.21	6.74	9.12	11.6	21.1	34.0
Red River	5.63	6.36	7.76	10.1	12.4	23.5	39.9
Reeves	3.96	4.45	5.32	6.84	9.04	15.9	24.0
Refugio	4.87	5.59	7.01	9.50	13.1	25.1	42.1

Table 20. Mean storm duration by county for Texas—Continued.

County	Mean storm duration (hours) for each minimum interevent time						
	6 hours	8 hours	12 hours	18 hours	24 hours	48 hours	72 hours
Roberts	4.40	4.99	6.12	7.98	10.3	19.8	33.5
Robertson	5.67	6.43	7.80	10.2	13.0	24.0	39.3
Rockwall	5.21	5.94	7.36	9.46	12.0	22.1	37.0
Runnels	5.61	6.27	7.47	9.31	11.5	20.7	31.9
Rusk	5.80	6.58	8.01	10.3	13.0	23.6	40.8
Sabine	5.75	6.41	7.75	9.95	13.4	25.7	45.6
San Augustine	5.56	6.25	7.61	9.78	13.0	24.8	44.0
San Jacinto	5.83	6.59	7.86	10.3	14.0	26.7	45.7
San Patricio	4.83	5.56	6.97	9.57	13.0	24.7	40.9
San Saba	5.15	5.80	7.17	9.30	11.4	20.6	32.9
Schleicher	4.30	4.93	6.16	8.12	10.5	19.1	30.7
Scurry	4.49	5.16	6.36	8.29	10.6	18.9	29.4
Shackelford	5.12	5.87	7.24	9.39	12.0	21.4	34.5
Shelby	5.83	6.59	8.00	10.2	13.2	24.2	42.7
Sherman	4.13	4.61	5.73	7.45	9.86	18.3	30.9
Smith	5.24	5.98	7.44	9.79	12.5	24.5	41.7
Somervell	4.89	5.59	6.87	8.89	11.4	21.3	34.5
Starr	5.04	5.78	7.11	9.20	12.1	21.6	31.6
Stephens	5.10	5.77	7.01	8.96	11.3	20.3	32.9
Sterling	4.82	5.42	6.43	8.09	10.1	17.3	26.0
Stonewall	4.21	4.90	6.17	8.18	10.5	19.3	30.5
Sutton	4.20	4.80	6.04	7.98	10.4	18.5	30.1
Swisher	4.22	4.81	6.01	7.82	10.2	19.6	32.2
Tarrant	4.94	5.68	7.03	9.24	11.9	22.4	37.3
Taylor	5.42	6.22	7.61	9.88	12.7	22.3	35.5
Terrell	4.13	4.64	5.65	7.35	9.52	16.7	25.7
Terry	4.01	4.56	5.68	7.54	9.91	18.7	30.2
Throckmorton	4.73	5.40	6.70	8.72	11.0	20.3	32.8
Titus	5.54	6.28	7.71	9.95	12.5	23.6	39.9
Tom Green	4.74	5.45	6.67	8.82	11.0	19.9	30.6
Travis	5.77	6.72	8.47	11.1	14.4	26.8	44.5
Trinity	6.03	6.80	8.23	10.6	14.0	25.8	44.3
Tyler	5.86	6.60	8.06	10.6	14.4	27.8	49.1
Upshur	5.50	6.23	7.67	9.88	12.6	23.7	40.6
Upton	4.23	4.76	5.69	7.16	9.10	15.9	23.9
Uvalde	4.75	5.42	6.92	9.27	11.9	21.2	33.7
Val Verde	4.28	4.88	6.10	8.18	10.6	18.2	28.2
Van Zandt	5.38	6.15	7.59	9.81	12.3	23.3	39.0
Victoria	5.02	5.77	7.23	9.69	13.4	25.6	43.3
Walker	5.88	6.64	8.01	10.4	13.8	25.5	42.9
Waller	5.51	6.25	7.73	10.2	13.6	24.8	41.4
Ward	3.86	4.35	5.27	6.76	8.62	15.1	23.1
Washington	5.32	5.96	7.31	9.66	12.9	24.1	40.7
Webb	4.78	5.51	6.71	8.64	11.6	20.6	32.3
Wharton	5.23	5.94	7.26	9.61	12.8	24.1	40.6
Wheeler	4.40	5.03	6.24	8.22	10.4	20.2	33.9
Wichita	5.53	6.20	7.54	9.60	12.1	21.0	33.8
Wilbarger	5.01	5.61	6.93	8.95	11.4	20.1	31.6
Willacy	5.31	6.18	7.76	10.4	14.3	26.1	40.8

Table 20. Mean storm duration by county for Texas—Continued.

County	Mean storm duration (hours) for each minimum interevent time						
	6 hours	8 hours	12 hours	18 hours	24 hours	48 hours	72 hours
Williamson	5.23	6.00	7.40	9.57	12.2	23.2	37.8
Wilson	4.73	5.42	6.75	9.05	12.1	22.5	35.7
Winkler	3.88	4.38	5.37	6.94	8.85	15.6	24.4
Wise	4.64	5.28	6.58	8.66	11.1	20.7	34.0
Wood	5.34	6.07	7.51	9.78	12.5	24.2	41.3
Yoakum	3.80	4.32	5.36	7.11	9.41	17.8	28.3
Young	4.98	5.67	7.02	9.06	11.4	20.6	33.9
Zapata	4.85	5.63	6.83	8.68	11.6	20.7	31.5
Zavala	4.62	5.24	6.43	8.51	11.0	19.5	30.0

Table 21. Example simulations of storm interevent time from example 2 using 24-hour minimum interevent time for station 0211 Amarillo Weather Service Office Airport, Texas.

[Nonexceedance probability is random number between 0 and 1. Interevent time is computed as 1-(7.60-1)×ln(1-F), where F is nonexceedance probability, 7.60 days is mean interevent time, and 1 is day equivalent of 24-hour minimum interevent time. --, dimensionless]

Nonexceedance probability (random number) (--)	Simulated interevent time— Interval between successive storms (days)
0.86910	14.42
.15608	2.12
.56156	6.44
.31575	3.50
.72232	9.46
Total	35.94
Mean	7.19 days

Table 22. Distribution of storm depth for examples 3 and 4 based on site-specific statistics for station 4311 Houston Alief, Texas.

[Empirical estimate of storm depth from appendix 4–4.5, station 4311. Continuous distribution estimate of storm depth from fitted four-parameter kappa distribution to L-moments from appendix 4–2.5, station 4311. -- dimensionless]

Nonexceed-ance probability (--)	Empirical estimate of storm depth (inches)	Continuous distribution estimate of storm depth (inches)
0.01	0.02	0.03
.02	.02	.03
.10	.06	.05
.25	.15	.15
.50	.44	.46
.75	1.18	1.15
.90	2.20	2.24
.98	4.55	4.55
.99	5.71	5.70

Table 23. Regional values for selected storm depth percentiles in Randall County, Texas.

[Linear interpolation used to estimate storm depths for 36-hour minimum interevent time. --, dimensionless]

Storm depth percentile	24-hour minimum interevent time		Storm depth for storms defined by 36-hour minimum interevent time (inches)	48-hour minimum interevent time	
	Storm depth frequency factor (--)	Storm depth (inches)		Storm depth frequency factor (--)	Storm depth (inches)
50	0.503	0.246	0.278	0.521	0.311
75	1.26	.614	.688	1.28	.761
90	2.49	1.22	1.35	2.48	1.48
98	5.19	2.53	2.79	5.09	3.04
99	6.57	3.20	3.52	6.41	3.83

Appendix 1—
L-Moments and Sample L-Moments

Blank Page

L-moments

This discussion is derived mostly from Hosking (1990), Hosking and Wallis (1997), and references therein. Other references are provided as needed for specifics of L-moment theory development.

The theoretical L-moments of a random variable X with a quantile function $X(F)$ for nonexceedance probability F are defined from the expectations of order statistics. The order statistics for X of a sample of size n are formed by the ascending order $X_{1:n} \le X_{2:n} \le \ldots \le X_{n:n}$. The theoretical L-moments are defined as

$$\lambda_r \equiv \frac{1}{r} \sum_{k=0}^{r-1} (-1)^k \binom{r-1}{k} E[X_{r-k:r}] ,$$

where $r \ge 1$ is the order of the L-moment, and $E[X_{r-k:r}]$ is the expectation of the $r-k$ order statistic of a sample of size r. The expectation of an order statistic is

$$E[X_{j:r}] = \frac{r!}{(j-1)!(r-j)!} \int_0^1 X(F) \times F^{j-1} (1-F)^{r-j} \mathrm{d}F .$$

The equation for the binomial coefficients is

$$\binom{a}{b} = \frac{a!}{b!(a-b)!} .$$

The first four theoretical L-moments are

$$\lambda_1 = \int_0^1 X(F) \mathrm{d}F ,$$

$$\lambda_2 = \int_0^1 X(F) \times (2F-1) \mathrm{d}F ,$$

$$\lambda_3 = \int_0^1 X(F) \times (6F^2 - 6F + 1) \mathrm{d}F , \text{ and}$$

$$\lambda_4 = \int_0^1 X(F) \times (20F^3 - 30F^2 + 12F + 1) \mathrm{d}F .$$

The L-moment ratios are the dimensionless quantities

$$\text{L-CV} = \frac{\lambda_2}{\lambda_1} = \text{coefficient of L-variation} ,$$

$$\tau_3 = \frac{\lambda_3}{\lambda_2} = \text{L-skew} ,$$

$$\tau_4 = \frac{\lambda_4}{\lambda_2} = \text{L-kurtosis , and}$$

$$\tau_5 = \frac{\lambda_5}{\lambda_2} = \text{not named} .$$

Sample L-moments

The sample L-moments are computed from the sample order statistics $x_{1:n} \le x_{2:n} \le \ldots \le x_{n:n}$. In the most compact notation, the sample L-moments are

$$l_r = \frac{1}{r} \sum_{i=1}^{n} \left[\frac{\sum_{k=0}^{r-1} (-1)^k \binom{r-1}{k} \binom{i-1}{r-k-1} \binom{n-i}{k}}{\binom{n}{r}} \right] x_{i:n} ,$$

where r represents the order of the L-moments and n represents the sample size.
The sample L-moment ratios are

$$\text{L-CV} = \frac{l_2}{l_1} = \text{coefficient of L-variation} ,$$

$$t_3 = \frac{l_3}{l_2} = \text{L-skew} ,$$

$$t_4 = \frac{l_4}{l_2} = \text{L-kurtosis , and}$$

$$t_5 = \frac{l_5}{l_2} = \text{not named} .$$

Appendix 2—
Storm Statistics for Hourly Rainfall Stations in Eastern New Mexico

Blank Page

Appendix 2–1.1. Number of storms, total duration, and mean storm interevent time defined by 6-hour minimum interevent time for hourly rainfall stations in eastern New Mexico.

Station no.	No. of storms	Total duration (hours)	Mean storm interevent time (days)	Station no.	No. of storms	Total duration (hours)	Mean storm interevent time (days)	Station no.	No. of storms	Total duration (hours)	Mean storm interevent time (days)	Station no.	No. of storms	Total duration (hours)	Mean storm interevent time (days)
0199	1,367	300,612	8.99	1963	2,598	468,726	7.36	4860	141	19,008	5.42	7649	3,462	439,618	5.09
0205	1,020	239,640	9.60	1982	1,744	312,660	7.36	4862	1,160	171,413	6.04	7651	4,53	52,600	4.69
0208	383	84,000	8.96	2030	2,511	484,051	7.89	5370	1,906	481,217	10.36	7735	1,648	237,408	5.75
0404	284	30,486	4.32	2139	120	32,112	10.91	5651	177	47,472	10.99	7736	2,041	246,584	4.86
0407	490	79,451	6.63	2203	732	142,204	7.97	5866	143	19,752	5.48	7738	198	36,216	7.38
0600	1,990	484,110	9.98	2207	486	140,709	11.90	6138	1,172	197,952	6.81	8072	1,539	213,312	5.56
0606	82	19,752	9.88	2510	2,557	484,087	7.72	6275	2,636	371,738	5.68	8078	411	75,240	7.43
0646	541	113,256	8.52	2625	518	124,200	9.78	6435	1,857	483,422	10.68	8084	66	18,288	11.38
1120	3,914	484,063	4.96	2665	2,838	484,030	6.90	6492	223	59,160	10.88	8085	1,812	269,810	6.04
1440	1,639	236,375	5.87	2694	200	18,288	3.55	6619	561	152,664	11.17	8187	500	109,560	8.96
1446	746	212,592	11.68	2700	3,706	484,034	5.30	6659	1,797	428,041	9.74	8358	73	27,048	15.25
1469	1,906	484,212	10.42	3145	880	236,328	10.99	6797	468	84,168	7.26	8501	2,875	483,300	6.83
1475	68	16,488	9.95	3242	28	20,496	30.12	6951	270	53,448	8.05	8518	2,352	420,902	7.29
1480	2	600	12.50	3288	169	48,960	11.80	7094	2,923	483,320	6.72	8596	1,145	245,220	8.80
1515	2,844	484,215	6.93	3374	1,155	175,320	6.11	7254	1,494	294,248	8.05	8788	832	121,224	5.80
1807	158	57,696	15.02	4026	1	2,256	94.00	7277	2	2,160	45.00	8816	1	3,624	151.00
1840	635	130,730	8.46	4028	360	91,032	10.38	7279	2,311	335,939	5.92	9148	8	8,808	45.53
1881	5	504	4.03	4030	187	54,485	12.03	7283	1,437	167,256	4.67	9153	132	28,248	8.75
1887	3,083	483,991	6.35	4089	2,624	484,016	7.51	7604	5	552	4.32	9156	2,432	483,287	8.12
1939	2,526	468,627	7.55	4112	1,244	294,907	9.74	7605	31	11,208	14.96	9193	981	159,171	6.64
1950	32	15,336	19.74	4306	619	124,200	8.16	7609	1,191	219,864	7.49	9265	643	168,048	10.77
1956	48	15,336	13.10	4850	1,510	242,472	6.52	7610	1,234	254,143	8.41	9569	594	142,953	9.91
1961	43	15,336	14.61	4856	340	62,088	7.41	7638	2,825	483,293	6.96	9686	1,964	483,331	10.09

Appendix 2–1.2. Number of storms, total duration, and mean storm interevent time defined by 8-hour minimum interevent time for hourly rainfall stations in eastern New Mexico.

Station no.	No. of storms	Total duration (hours)	Mean storm interevent time (days)	Station no.	No. of storms	Total duration (hours)	Mean storm interevent time (days)	Station no.	No. of storms	Total duration (hours)	Mean storm interevent time (days)	Station no.	No. of storms	Total duration (hours)	Mean storm interevent time (days)
0199	1,274	300,612	9.62	1963	2,459	468,726	7.76	4860	137	19,008	5.57	7649	3,209	439,618	5.47
0205	978	239,640	10.00	1982	1,656	312,660	7.74	4862	1,102	171,413	6.34	7651	417	52,600	5.07
0208	367	84,000	9.33	2030	2,415	484,051	8.19	5370	1,807	481,217	10.91	7735	1,556	237,408	6.07
0404	257	30,486	4.75	2139	116	32,112	11.27	5651	168	47,472	11.56	7736	1,887	246,584	5.23
0407	452	79,451	7.17	2203	685	142,204	8.50	5866	136	19,752	5.75	7738	185	36,216	7.88
0600	1,908	484,110	10.40	2207	466	140,709	12.40	6138	1,094	197,952	7.27	8072	1,449	213,312	5.89
0606	80	19,752	10.12	2510	2,419	484,087	8.14	6275	2,476	371,738	6.03	8078	392	75,240	7.78
0646	507	113,256	9.07	2625	491	124,200	10.31	6435	1,768	483,422	11.20	8084	63	18,288	11.91
1120	3,635	484,063	5.32	2665	2,693	484,030	7.25	6492	208	59,160	11.65	8085	1,687	269,810	6.46
1440	1,547	236,375	6.21	2694	174	18,288	4.03	6619	543	152,664	11.53	8187	477	109,560	9.38
1446	716	212,592	12.16	2700	3,522	484,034	5.56	6659	1,705	428,041	10.25	8358	70	27,048	15.89
1469	1,827	484,212	10.86	3145	826	236,328	11.69	6797	445	84,168	7.62	8501	2,710	483,300	7.23
1475	68	16,488	9.95	3242	27	20,496	31.23	6951	256	53,448	8.47	8518	2,236	420,902	7.65
1480	2	600	12.50	3288	158	48,960	12.60	7094	2,755	483,320	7.11	8596	1,090	245,220	9.24
1515	2,708	484,215	7.27	3374	1,089	175,320	6.47	7254	1,431	294,248	8.39	8788	780	121,224	6.17
1807	156	57,696	15.21	4026	1	2,256	94.00	7277	2	2,160	45.00	8816	1	3,624	151.00
1840	601	130,730	8.92	4028	348	91,032	10.73	7279	2,186	335,939	6.25	9148	7	8,808	51.99
1881	4	504	5.25	4030	179	54,485	12.56	7283	1,364	167,256	4.90	9153	131	28,248	8.81
1887	2,935	483,991	6.66	4089	2,446	484,016	8.04	7604	5	552	4.32	9156	2,332	483,287	8.46
1939	2,404	468,627	7.92	4112	1,184	294,907	10.22	7605	30	11,208	15.45	9193	918	159,171	7.08
1950	30	15,336	21.04	4306	601	124,200	8.40	7609	1,130	219,864	7.88	9265	607	168,048	11.39
1956	45	15,336	13.95	4850	1,435	242,472	6.85	7610	1,159	254,143	8.94	9569	569	142,953	10.34
1961	41	15,336	15.31	4856	324	62,088	7.76	7638	2,679	483,293	7.33	9686	1,876	483,331	10.55

Appendix 2–1.3. Number of storms, total duration, and mean storm interevent time defined by 12-hour minimum interevent time for hourly rainfall stations in eastern New Mexico.

Station no.	No. of storms	Total duration (hours)	Mean storm interevent time (days)	Station no.	No. of storms	Total duration (hours)	Mean storm interevent time (days)	Station no.	No. of storms	Total duration (hours)	Mean storm interevent time (days)	Station no.	No. of storms	Total duration (hours)	Mean storm interevent time (days)
0199	1,174	300,612	10.41	1963	2,281	468,726	8.34	4860	128	19,008	5.94	7649	2,920	439,618	5.97
0205	924	239,640	10.56	1982	1,511	312,660	8.44	4862	1,013	171,413	6.86	7651	376	52,600	5.58
0208	337	84,000	10.13	2030	2,274	484,051	8.68	5370	1,664	481,217	11.82	7735	1,414	237,408	6.64
0404	229	30,486	5.28	2139	106	32,112	12.30	5651	157	47,472	12.35	7736	1,691	246,584	5.79
0407	398	79,451	8.08	2203	620	142,204	9.35	5866	124	19,752	6.27	7738	168	36,216	8.63
0600	1,764	484,110	11.22	2207	431	140,709	13.37	6138	995	197,952	7.96	8072	1,316	213,312	6.45
0606	73	19,752	11.06	2510	2,232	484,087	8.79	6275	2,274	371,738	6.53	8078	364	75,240	8.35
0646	481	113,256	9.54	2625	460	124,200	10.97	6435	1,627	483,422	12.14	8084	63	18,288	11.91
1120	3,253	484,063	5.90	2665	2,487	484,030	7.82	6492	192	59,160	12.59	8085	1,533	269,810	7.07
1440	1,414	236,375	6.76	2694	155	18,288	4.48	6619	522	152,664	11.98	8187	453	109,560	9.85
1446	664	212,592	13.08	2700	3,245	484,034	6.00	6659	1,599	428,041	10.91	8358	67	27,048	16.58
1469	1,703	484,212	11.63	3145	776	236,328	12.42	6797	410	84,168	8.24	8501	2,553	483,300	7.65
1475	62	16,488	10.87	3242	27	20,496	31.23	6951	244	53,448	8.87	8518	2,074	420,902	8.22
1480	2	600	12.50	3288	142	48,960	13.98	7094	2,527	483,320	7.72	8596	1,009	245,220	9.95
1515	2,506	484,215	7.82	3374	1,017	175,320	6.90	7254	1,321	294,248	9.05	8788	728	121,224	6.58
1807	150	57,696	15.81	4026	1	2,256	94.00	7277	2	2,160	45.00	8816	1	3,624	151.00
1840	557	130,730	9.60	4028	332	91,032	11.22	7279	2,028	335,939	6.70	9148	7	8,808	51.99
1881	3	504	7.00	4030	169	54,485	13.28	7283	1,256	167,256	5.29	9153	118	28,248	9.73
1887	2,755	483,991	7.07	4089	2,231	484,016	8.78	7604	5	552	4.32	9156	2,186	483,287	9.00
1939	2,225	468,627	8.53	4112	1,085	294,907	11.11	7605	26	11,208	17.76	9193	837	159,171	7.72
1950	27	15,336	23.34	4306	566	124,200	8.89	7609	1,051	219,864	8.45	9265	568	168,048	12.15
1956	44	15,336	14.26	4850	1,314	242,472	7.44	7610	1,068	254,143	9.66	9569	534	142,953	10.99
1961	39	15,336	16.07	4856	302	62,088	8.29	7638	2,490	483,293	7.86	9686	1,729	483,331	11.42

Appendix 2–1.4. Number of storms, total duration, and mean storm interevent time defined by 18-hour minimum interevent time for hourly rainfall stations in eastern New Mexico.

Station no.	No. of storms	Total duration (hours)	Mean storm interevent time (days)	Station no.	No. of storms	Total duration (hours)	Mean storm interevent time (days)	Station no.	No. of storms	Total duration (hours)	Mean storm interevent time (days)	Station no.	No. of storms	Total duration (hours)	Mean storm interevent time (days)
0199	1,075	300,612	11.31	1963	2,061	468,726	9.16	4860	113	19,008	6.64	7649	2,594	439,618	6.65
0205	869	239,640	11.19	1982	1,362	312,660	9.30	4862	891	171,413	7.72	7651	324	52,600	6.38
0208	315	84,000	10.80	2030	2,096	484,051	9.36	5370	1,544	481,217	12.69	7735	1,243	237,408	7.47
0404	202	30,486	5.90	2139	95	32,112	13.65	5651	147	47,472	13.15	7736	1,482	246,584	6.52
0407	334	79,451	9.52	2203	558	142,204	10.32	5866	113	19,752	6.82	7738	142	36,216	10.11
0600	1,630	484,110	12.09	2207	386	140,709	14.85	6138	900	197,952	8.73	8072	1,185	213,312	7.09
0606	71	19,752	11.35	2510	2,010	484,087	9.69	6275	1,999	371,738	7.35	8078	328	75,240	9.20
0646	439	113,256	10.39	2625	436	124,200	11.54	6435	1,496	483,422	13.15	8084	57	18,288	13.10
1120	2,850	484,063	6.64	2665	2,256	484,030	8.56	6492	177	59,160	13.60	8085	1,378	269,810	7.80
1440	1,266	236,375	7.48	2694	137	18,288	4.99	6619	488	152,664	12.77	8187	429	109,560	10.37
1446	622	212,592	13.92	2700	2,931	484,034	6.58	6659	1,476	428,041	11.77	8358	62	27,048	17.87
1469	1,579	484,212	12.49	3145	730	236,328	13.16	6797	378	84,168	8.88	8501	2,337	483,300	8.30
1475	55	16,488	12.20	3242	20	20,496	41.95	6951	229	53,448	9.41	8518	1,872	420,902	9.04
1480	2	600	12.50	3288	130	48,960	15.21	7094	2,268	483,320	8.53	8596	927	245,220	10.77
1515	2,270	484,215	8.57	3374	913	175,320	7.62	7254	1,207	294,248	9.85	8788	634	121,224	7.47
1807	140	57,696	16.89	4026	1	2,256	94.00	7277	2	2,160	45.00	8816	1	3,624	151.00
1840	524	130,730	10.16	4028	319	91,032	11.66	7279	1,844	335,939	7.31	9148	6	8,808	60.57
1881	3	504	7.00	4030	152	54,485	14.70	7283	1,121	167,256	5.86	9153	107	28,248	10.66
1887	2,535	483,991	7.63	4089	2,026	484,016	9.60	7604	4	552	5.75	9156	2,015	483,287	9.71
1939	2,052	468,627	9.20	4112	994	294,907	12.07	7605	23	11,208	19.99	9193	759	159,171	8.46
1950	27	15,336	23.34	4306	517	124,200	9.68	7609	961	219,864	9.18	9265	516	168,048	13.31
1956	40	15,336	15.62	4850	1,193	242,472	8.13	7610	968	254,143	10.60	9569	499	142,953	11.72
1961	35	15,336	17.84	4856	273	62,088	9.11	7638	2,249	483,293	8.63	9686	1,610	483,331	12.22

Appendix 2–1.5. Number of storms, total duration, and mean storm interevent time defined by 24-hour minimum interevent time for hourly rainfall stations in eastern New Mexico.

Station no.	No. of storms	Total duration (hours)	Mean storm interevent time (days)	Station no.	No. of storms	Total duration (hours)	Mean storm interevent time (days)	Station no.	No. of storms	Total duration (hours)	Mean storm interevent time (days)	Station no.	No. of storms	Total duration (hours)	Mean storm interevent time (days)
0199	982	300,612	12.30	1963	1,871	468,726	10.01	4860	97	19,008	7.60	7649	2,219	439,618	7.63
0205	809	239,640	11.96	1982	1,233	312,660	10.18	4862	771	171,413	8.79	7651	276	52,600	7.34
0208	278	84,000	12.12	2030	1,892	484,051	10.28	5370	1,424	481,217	13.69	7735	1,063	237,408	8.59
0404	176	30,486	6.64	2139	82	32,112	15.69	5651	142	47,472	13.58	7736	1,269	246,584	7.47
0407	277	79,451	11.30	2203	518	142,204	11.05	5866	91	19,752	8.27	7738	124	36,216	11.46
0600	1,524	484,110	12.87	2207	348	140,709	16.38	6138	786	197,952	9.88	8072	1,044	213,312	7.93
0606	59	19,752	13.47	2510	1,797	484,087	10.74	6275	1,721	371,738	8.40	8078	300	75,240	9.98
0646	390	113,256	11.59	2625	409	124,200	12.25	6435	1,371	483,422	14.27	8084	53	18,288	14.02
1120	2,429	484,063	7.65	2665	2,027	484,030	9.43	6492	159	59,160	15.04	8085	1,223	269,810	8.68
1440	1,097	236,375	8.50	2694	105	18,288	6.25	6619	429	152,664	14.41	8187	362	109,560	12.13
1446	585	212,592	14.75	2700	2,542	484,034	7.46	6659	1,369	428,041	12.62	8358	60	27,048	18.44
1469	1,467	484,212	13.38	3145	689	236,328	13.90	6797	330	84,168	10.05	8501	2,076	483,300	9.24
1475	53	16,488	12.62	3242	19	20,496	44.12	6951	215	53,448	9.97	8518	1,685	420,902	9.95
1480	2	600	12.50	3288	115	48,960	17.09	7094	2,061	483,320	9.30	8596	853	245,220	11.64
1515	2,038	484,215	9.45	3374	832	175,320	8.27	7254	1,100	294,248	10.73	8788	546	121,224	8.54
1807	132	57,696	17.87	4026	0	2,256	--	7277	2	2,160	45.00	8816	1	3,624	151.00
1840	464	130,730	11.36	4028	296	91,032	12.50	7279	1,643	335,939	8.10	9148	5	8,808	72.52
1881	3	504	7.00	4030	147	54,485	15.16	7283	909	167,256	7.02	9153	98	28,248	11.57
1887	2,234	483,991	8.54	4089	1,832	484,016	10.53	7604	4	552	5.75	9156	1,831	483,287	10.60
1939	1,874	468,627	9.99	4112	922	294,907	12.95	7605	20	11,208	22.85	9193	692	159,171	9.19
1950	26	15,336	24.21	4306	465	124,200	10.66	7609	863	219,864	10.13	9265	473	168,048	14.45
1956	38	15,336	16.40	4850	1,020	242,472	9.37	7610	880	254,143	11.58	9569	449	142,953	12.93
1961	35	15,336	17.84	4856	247	62,088	9.97	7638	1,973	483,293	9.72	9686	1,489	483,331	13.14

Appendix 2–1.6. Number of storms, total duration, and mean storm interevent time defined by 48-hour minimum interevent time for hourly rainfall stations in eastern New Mexico.

Station no.	No. of storms	Total duration (hours)	Mean storm interevent time (days)	Station no.	No. of storms	Total duration (hours)	Mean storm interevent time (days)	Station no.	No. of storms	Total duration (hours)	Mean storm interevent time (days)	Station no.	No. of storms	Total duration (hours)	Mean storm interevent time (days)
0199	825	300,612	14.37	1963	1,543	468,726	11.83	4860	77	19,008	9.21	7649	1,640	439,618	9.81
0205	682	239,640	13.91	1982	996	312,660	12.27	4862	593	171,413	11.00	7651	203	52,600	9.46
0208	236	84,000	14.01	2030	1,549	484,051	12.24	5370	1,225	481,217	15.67	7735	842	237,408	10.47
0404	134	30,486	8.27	2139	62	32,112	20.28	5651	132	47,472	14.50	7736	939	246,584	9.59
0407	198	79,451	15.23	2203	430	142,204	13.02	5866	66	19,752	10.83	7738	108	36,216	12.93
0600	1,317	484,110	14.67	2207	288	140,709	19.50	6138	608	197,952	12.34	8072	836	213,312	9.55
0606	45	19,752	17.25	2510	1,467	484,087	12.83	6275	1,319	371,738	10.51	8078	254	75,240	11.52
0646	329	113,256	13.46	2625	350	124,200	14.07	6435	1,168	483,422	16.50	8084	48	18,288	15.37
1120	1,783	484,063	9.90	2665	1,646	484,030	11.27	6492	135	59,160	17.45	8085	986	269,810	10.42
1440	867	236,375	10.37	2694	73	18,288	8.39	6619	360	152,664	16.89	8187	293	109,560	14.61
1446	512	212,592	16.64	2700	1,927	484,034	9.37	6659	1,164	428,041	14.59	8358	53	27,048	20.67
1469	1,271	484,212	15.23	3145	599	236,328	15.76	6797	259	84,168	12.41	8501	1,660	483,300	11.20
1475	49	16,488	13.53	3242	17	20,496	49.13	6951	178	53,448	11.70	8518	1,384	420,902	11.79
1480	2	600	12.50	3288	92	48,960	20.99	7094	1,658	483,320	11.21	8596	705	245,220	13.78
1515	1,640	484,215	11.39	3374	672	175,320	9.90	7254	924	294,248	12.51	8788	421	121,224	10.65
1807	119	57,696	19.66	4026	0	2,256	--	7277	2	2,160	45.00	8816	1	3,624	151.00
1840	379	130,730	13.59	4028	255	91,032	14.26	7279	1,303	335,939	9.83	9148	3	8,808	122.33
1881	1	504	21.00	4030	116	54,485	18.85	7283	681	167,256	8.88	9153	72	28,248	15.18
1887	1,754	483,991	10.48	4089	1,514	484,016	12.44	7604	3	552	7.67	9156	1,542	483,287	12.31
1939	1,568	468,627	11.66	4112	779	294,907	15.06	7605	18	11,208	25.23	9193	556	159,171	11.09
1950	23	15,336	27.16	4306	387	124,200	12.52	7609	714	219,864	11.94	9265	402	168,048	16.75
1956	31	15,336	19.72	4850	802	242,472	11.53	7610	748	254,143	13.37	9569	387	142,953	14.78
1961	30	15,336	20.57	4856	206	62,088	11.67	7638	1,594	483,293	11.69	9686	1,256	483,331	15.31

Appendix 2–1.7. Number of storms, total duration, and mean storm interevent time defined by 72-hour minimum interevent time for hourly rainfall stations in eastern New Mexico.

Station no.	No. of storms	Total duration (hours)	Mean storm interevent time (days)	Station no.	No. of storms	Total duration (hours)	Mean storm interevent time (days)	Station no.	No. of storms	Total duration (hours)	Mean storm interevent time (days)	Station no.	No. of storms	Total duration (hours)	Mean storm interevent time (days)
0199	708	300,612	16.34	1963	1,305	468,726	13.54	4860	62	19,008	10.83	7649	1,337	439,618	11.47
0205	599	239,640	15.49	1982	852	312,660	13.92	4862	489	171,413	12.83	7651	166	52,600	10.99
0208	205	84,000	15.76	2030	1,329	484,051	13.86	5370	1,095	481,217	17.24	7735	706	237,408	12.02
0404	96	30,486	10.57	2139	53	32,112	23.35	5651	117	47,472	16.03	7736	766	246,584	11.20
0407	162	79,451	18.05	2203	385	142,204	14.26	5866	46	19,752	14.49	7738	91	36,216	14.89
0600	1,157	484,110	16.36	2207	250	140,709	22.09	6138	498	197,952	14.51	8072	684	213,312	11.11
0606	37	19,752	20.53	2510	1,281	484,087	14.33	6275	1,116	371,738	11.97	8078	214	75,240	13.21
0646	276	113,256	15.57	2625	298	124,200	16.08	6435	1,024	483,422	18.48	8084	41	18,288	17.55
1120	1,416	484,063	11.83	2665	1,394	484,030	12.87	6492	120	59,160	19.32	8085	832	269,810	11.89
1440	737	236,375	11.76	2694	59	18,288	9.76	6619	312	152,664	19.11	8187	261	109,560	16.09
1446	454	212,592	18.45	2700	1,579	484,034	10.90	6659	1,034	428,041	16.12	8358	49	27,048	22.15
1469	1,136	484,212	16.75	3145	550	236,328	16.95	6797	218	84,168	14.27	8501	1,393	483,300	12.87
1475	41	16,488	15.65	3242	15	20,496	55.34	6951	152	53,448	13.29	8518	1,169	420,902	13.51
1480	1	600	25.00	3288	74	48,960	25.49	7094	1,402	483,320	12.80	8596	612	245,220	15.50
1515	1,380	484,215	13.07	3374	573	175,320	11.19	7254	796	294,248	14.12	8788	354	121,224	12.19
1807	108	57,696	21.40	4026	0	2,256	--	7277	2	2,160	45.00	8816	1	3,624	151.00
1840	331	130,730	15.20	4028	222	91,032	16.01	7279	1,072	335,939	11.42	9148	2	8,808	183.50
1881	1	504	21.00	4030	104	54,485	20.75	7283	543	167,256	10.49	9153	63	28,248	16.96
1887	1,467	483,991	12.05	4089	1,299	484,016	14.10	7604	2	552	11.50	9156	1,334	483,287	13.84
1939	1,346	468,627	13.18	4112	691	294,907	16.66	7605	15	11,208	29.80	9193	465	159,171	12.78
1950	21	15,336	29.51	4306	326	124,200	14.39	7609	618	219,864	13.41	9265	363	168,048	18.30
1956	26	15,336	23.04	4850	662	242,472	13.44	7610	661	254,143	14.80	9569	330	142,953	16.91
1961	24	15,336	25.10	4856	169	62,088	13.68	7638	1,357	483,293	13.29	9686	1,103	483,331	17.09

Appendix 2–2.1. L-moments of storm depth defined by 6-hour minimum interevent time for hourly rainfall stations in eastern New Mexico.

[--, not available]

Station no.	Depth mean (inches)	Depth L-scale (inches)	Depth L-CV (dimen-sionless)	Depth L-skew (dimen-sionless)	Depth L-kurtosis (dimen-sionless)	Depth Tau5 (dimen-sionless)	Station no.	Depth mean (inches)	Depth L-scale (inches)	Depth L-CV (dimen-sionless)	Depth L-skew (dimen-sionless)	Depth L-kurtosis (dimen-sionless)	Depth Tau5 (dimen-sionless)
0199	0.26744	0.13652	0.51048	0.46372	0.25769	0.12387	4860	0.25298	0.15306	0.60502	0.54444	0.33200	0.20413
0205	.26399	.16236	.61503	.53188	.32677	.22765	4862	.28971	.14096	.48657	.55900	.27132	.15749
0208	.21238	.11126	.52386	.42549	.20768	.12692	5370	.34465	.19869	.57650	.55189	.34540	.22082
0404	.29155	.14655	.50266	.61466	.36450	.26924	5651	.26045	.14685	.56381	.48115	.26032	.14918
0407	.23041	.10062	.43669	.59848	.30026	.17140	5866	.34021	.19903	.58502	.46142	.22851	.15173
0600	.28481	.16297	.57219	.55504	.35913	.21296	6138	.24529	.14477	.59021	.50546	.29449	.19753
0606	.26878	.12729	.47357	.36271	.20509	.10423	6275	.25631	.13912	.54279	.50064	.29651	.15614
0646	.29168	.16125	.55283	.47300	.28024	.18503	6435	.25634	.14156	.55224	.50252	.30459	.17476
1120	.30475	.15987	.52457	.47994	.26385	.14000	6492	.17969	.11034	.61409	.53948	.33866	.23680
1440	.26650	.12826	.48130	.53185	.27897	.14270	6619	.32843	.18725	.57013	.48386	.27723	.17620
1446	.35088	.20757	.59155	.48887	.26583	.16594	6659	.36223	.21823	.60247	.54845	.33567	.20983
1469	.33063	.19582	.59224	.55809	.35431	.22446	6797	.21286	.12396	.58235	.52998	.34994	.25277
1475	.29985	.20200	.67365	.57128	.31308	.18802	6951	.27478	.16631	.60527	.50067	.25975	.14841
1480	--	--	--	--	--	--	7094	.23486	.12162	.51784	.49660	.30121	.15688
1515	.22585	.12007	.53165	.46540	.26710	.13799	7254	.26117	.14355	.54963	.54496	.35284	.19951
1807	.24778	.13295	.53657	.39702	.18541	.11432	7277	--	--	--	--	--	--
1840	.32161	.16667	.51824	.59455	.34606	.24809	7279	.26822	.13226	.49310	.54595	.30895	.17066
1881	.08800	.05400	.61364	.48148	.44444	1.25926	7283	.19001	.12664	.66648	.56644	.33423	.22419
1887	.23973	.15717	.65559	.55225	.32973	.22439	7604	.18200	.11400	.62637	.24561	-.31579	-.24561
1939	.34381	.19793	.57568	.51153	.29776	.17417	7605	.27419	.12774	.46588	.51306	.16567	.03286
1950	.42063	.24183	.57494	.44714	.23209	.17596	7609	.21892	.14779	.67508	.56849	.33348	.22676
1956	.26333	.16124	.61231	.55667	.39536	.32022	7610	.29001	.18276	.63018	.56101	.36482	.23056
1961	.31977	.19870	.62140	.47974	.20962	.08397	7638	.29020	.15546	.53569	.51253	.29315	.15175
1963	.32377	.18600	.57448	.54248	.32405	.18140	7649	.27170	.14896	.54825	.45660	.24775	.13416
1982	.23148	.10147	.43835	.59930	.30102	.16937	7651	.30773	.14523	.47193	.49588	.21561	.14211
2030	.29068	.15981	.54978	.51588	.30841	.16558	7735	.30510	.17251	.56541	.47439	.27158	.17541
2139	.24925	.13627	.54672	.44292	.23072	.14358	7736	.33840	.17832	.52693	.51479	.27250	.16120
2203	.35260	.19212	.54486	.60708	.35019	.24298	7738	.33172	.19583	.59035	.45304	.22155	.12762
2207	.33479	.17603	.52579	.48059	.26267	.15892	8072	.20569	.11920	.57954	.49537	.28659	.18451
2510	.27286	.14540	.53287	.51432	.30866	.17443	8078	.18088	.10409	.57545	.48823	.29268	.19370
2625	.27842	.17757	.63778	.59243	.39438	.29346	8084	.21333	.10845	.50837	.46517	.30696	.20637
2665	.25781	.13857	.53748	.48062	.27194	.14346	8085	.21802	.11056	.50711	.48920	.30298	.14099
2694	.24075	.14615	.60705	.49702	.28883	.22302	8187	.30280	.18026	.59530	.51431	.30556	.20610
2700	.19541	.08872	.45401	.52657	.34724	.14818	8358	.25534	.14681	.57496	.52922	.34283	.23250
3145	.25823	.15435	.59774	.53447	.31759	.19529	8501	.27210	.15543	.57124	.50632	.30191	.17852
3242	.39036	.18967	.48589	.39728	.14091	.00033	8518	.21598	.11964	.55396	.50423	.31043	.18066
3288	.27219	.14698	.53999	.41514	.19806	.10369	8596	.32249	.17025	.52793	.58071	.31507	.18989
3374	.19020	.11337	.59608	.52474	.30234	.18589	8788	.28450	.15507	.54508	.43866	.23460	.14198
4026	--	--	--	--	--	--	8816	--	--	--	--	--	--
4028	.30486	.19552	.64135	.53391	.29031	.17074	9148	.10250	.03929	.38328	-.10909	.04545	.52727
4030	.33743	.17557	.52030	.55494	.26825	.17243	9153	.31371	.19687	.62753	.51197	.29828	.20171
4089	.27467	.15447	.56240	.52146	.31147	.16898	9156	.32439	.18045	.55627	.51085	.28897	.15352
4112	.32510	.17852	.54911	.59447	.36332	.23386	9193	.25800	.12618	.48905	.61358	.35423	.21048
4306	.23532	.13796	.58626	.48563	.25978	.16316	9265	.32373	.18156	.56083	.58822	.37256	.23291
4850	.24952	.14030	.56225	.51771	.33236	.20256	9569	.32879	.16792	.51072	.54357	.24645	.13747
4856	.24503	.15078	.61534	.51869	.29042	.18335	9686	.21967	.11781	.53628	.48531	.29173	.15428

Appendix 2–2.2. L-moments of storm depth defined by 8-hour minimum interevent time for hourly rainfall stations in eastern New Mexico.

[--, not available]

Station no.	Depth mean (inches)	Depth L-scale (inches)	Depth L-CV (dimensionless)	Depth L-skew (dimensionless)	Depth L-kurtosis (dimensionless)	Depth Tau5 (dimensionless)	Station no.	Depth mean (inches)	Depth L-scale (inches)	Depth L-CV (dimensionless)	Depth L-skew (dimensionless)	Depth L-kurtosis (dimensionless)	Depth Tau5 (dimensionless)
0199	0.28696	0.14875	0.51836	0.46889	0.26099	0.13389	4860	0.26036	0.15969	0.61332	0.54834	0.32902	0.19751
0205	.27533	.16810	.61055	.52681	.32465	.22687	4862	.30495	.14977	.49113	.54291	.25922	.15348
0208	.22163	.11480	.51795	.42046	.21228	.13170	5370	.36353	.20898	.57486	.54487	.33561	.21645
0404	.32218	.16468	.51115	.58422	.33698	.24685	5651	.27440	.15433	.56241	.47719	.25254	.14402
0407	.24978	.11388	.45590	.58819	.30103	.18290	5866	.35772	.21078	.58924	.45778	.21620	.13846
0600	.29705	.17066	.57453	.55093	.35020	.20829	6138	.26278	.15389	.58561	.49537	.28606	.19223
0606	.27550	.12820	.46533	.35619	.20050	.10239	6275	.27287	.14841	.54388	.49662	.28759	.15392
0646	.31124	.16909	.54328	.46823	.27543	.17722	6435	.26924	.14903	.55351	.50374	.30737	.18515
1120	.32815	.17239	.52536	.47198	.25522	.14207	6492	.19264	.11732	.60900	.53433	.32983	.22864
1440	.28235	.13694	.48499	.51347	.26167	.14049	6619	.33932	.19282	.56827	.48167	.27190	.16859
1446	.36559	.21452	.58679	.48321	.26171	.16439	6659	.38178	.23138	.60606	.55003	.33882	.21962
1469	.34493	.20464	.59327	.55258	.34576	.21867	6797	.22387	.12966	.57918	.52919	.35297	.25433
1475	.29985	.20200	.67365	.57128	.31308	.18802	6951	.28980	.17456	.60232	.49190	.24870	.14309
1480	--	--	--	--	--	--	7094	.24919	.12945	.51948	.48860	.28481	.14847
1515	.23719	.12633	.53259	.46049	.25804	.13339	7254	.27267	.14991	.54978	.53985	.34399	.19635
1807	.25096	.13469	.53671	.39714	.18401	.11184	7277	--	--	--	--	--	--
1840	.33980	.17974	.52896	.59058	.33973	.23897	7279	.28356	.14166	.49960	.53659	.30115	.17444
1881	--	--	--	--	--	--	7283	.20018	.13360	.66738	.56771	.33685	.22541
1887	.25182	.16446	.65309	.54828	.32737	.22433	7604	.18200	.11400	.62637	.24561	-.31579	-.24561
1939	.36125	.20803	.57586	.50887	.29474	.17609	7605	.28333	.13207	.46613	.48887	.13845	.01985
1950	.44867	.25200	.56166	.42651	.22969	.17747	7609	.23073	.15532	.67314	.56716	.33401	.22767
1956	.28089	.16943	.60321	.55362	.38825	.29932	7610	.30877	.19438	.62951	.55611	.35487	.22188
1961	.33537	.20704	.61735	.45304	.17762	.07806	7638	.30601	.16476	.53842	.50790	.28630	.15162
1963	.34207	.19775	.57808	.54361	.32512	.18950	7649	.29312	.16107	.54951	.45621	.24647	.13793
1982	.24378	.10924	.44813	.58277	.28696	.16548	7651	.33429	.16057	.48033	.48356	.21667	.14974
2030	.30224	.16693	.55232	.51276	.30207	.16277	7735	.32314	.18106	.56031	.46756	.26425	.16730
2139	.25784	.14072	.54574	.42744	.21325	.13732	7736	.36602	.19251	.52595	.50202	.25838	.15998
2203	.37679	.20627	.54746	.59302	.34891	.25478	7738	.35503	.20368	.57370	.43293	.21162	.12183
2207	.34916	.18566	.53172	.49145	.27282	.16752	8072	.21846	.12631	.57818	.49254	.28496	.18517
2510	.28842	.15391	.53362	.50848	.29736	.17103	8078	.18964	.10812	.57014	.47804	.28303	.18621
2625	.29373	.18612	.63366	.58513	.38717	.28665	8084	.22349	.11349	.50779	.45960	.29575	.20181
2665	.27169	.14489	.53330	.47310	.26313	.14182	8085	.23417	.11930	.50945	.48308	.28598	.13371
2694	.27672	.16252	.58731	.47906	.28216	.22114	8187	.31740	.18736	.59028	.50759	.30017	.20109
2700	.20562	.09471	.46063	.52372	.33258	.14560	8358	.26629	.15082	.56638	.51527	.33036	.23403
3145	.27511	.16326	.59344	.52948	.31449	.19924	8501	.28866	.16419	.56880	.49946	.29352	.17499
3242	.40481	.19359	.47822	.37458	.12443	-.00483	8518	.22718	.12559	.55280	.50145	.30489	.17779
3288	.29114	.15750	.54098	.42355	.21526	.12505	8596	.33876	.18018	.53189	.57446	.30833	.19137
3374	.20173	.11940	.59188	.51461	.29282	.18307	8788	.30346	.16239	.53511	.42499	.22235	.13313
4026	--	--	--	--	--	--	8816	--	--	--	--	--	--
4028	.31537	.20321	.64434	.53679	.29348	.17488	9148	.11714	.05857	.50000	.15122	-.02439	.21951
4030	.35251	.18470	.52396	.54117	.25165	.15808	9153	.31611	.19757	.62500	.51065	.29771	.20115
4089	.29466	.16591	.56307	.51272	.29625	.16184	9156	.33830	.18872	.55784	.50543	.27832	.14734
4112	.34158	.18892	.55308	.58589	.35541	.23305	9193	.27571	.13673	.49593	.59023	.33202	.20464
4306	.24236	.14207	.58617	.48542	.25905	.16046	9265	.34293	.19541	.56983	.58779	.37434	.24073
4850	.26256	.14826	.56465	.52172	.33468	.20640	9569	.34323	.17651	.51427	.53346	.24117	.14015
4856	.25713	.15636	.60810	.50847	.28098	.17874	9686	.22998	.12351	.53704	.48226	.28493	.15195

Appendix 2–2.3. L-moments of storm depth defined by 12-hour minimum interevent time for hourly rainfall stations in eastern New Mexico.

[--, not available]

Station no.	Depth mean (inches)	Depth L-scale (inches)	Depth L-CV (dimen-sionless)	Depth L-skew (dimen-sionless)	Depth L-kurtosis (dimen-sionless)	Depth Tau5 (dimen-sionless)	Station no.	Depth mean (inches)	Depth L-scale (inches)	Depth L-CV (dimen-sionless)	Depth L-skew (dimen-sionless)	Depth L-kurtosis (dimen-sionless)	Depth Tau5 (dimen-sionless)
0199	0.31141	0.16250	0.52183	0.46241	0.25509	0.14251	4860	0.27867	0.17191	0.61690	0.55105	0.32494	0.19163
0205	.29142	.17889	.61385	.52881	.32902	.23406	4862	.33175	.16574	.49961	.52842	.25754	.15972
0208	.24136	.12395	.51354	.43013	.23789	.16119	5370	.39477	.22843	.57863	.54037	.33454	.22361
0404	.36157	.18549	.51302	.55644	.33981	.27492	5651	.29363	.17020	.57965	.50487	.28995	.18977
0407	.28367	.13422	.47317	.55276	.27828	.17636	5866	.39234	.22468	.57267	.42535	.19440	.12741
0600	.32130	.18548	.57729	.54312	.34005	.21158	6138	.28892	.16914	.58541	.50032	.29667	.20141
0606	.30192	.14094	.46680	.36235	.20388	.09707	6275	.29711	.16147	.54346	.49132	.28049	.15851
0646	.32807	.17712	.53988	.46457	.27436	.17372	6435	.29258	.16193	.55347	.49927	.29769	.17998
1120	.36668	.19387	.52873	.46520	.24614	.14198	6492	.20870	.12412	.59473	.51313	.31512	.22653
1440	.30890	.15275	.49451	.49704	.25348	.14520	6619	.35297	.19861	.56268	.48059	.27004	.16158
1446	.39422	.23045	.58458	.47928	.26016	.16674	6659	.40709	.24793	.60904	.54701	.33402	.21862
1469	.37005	.22097	.59714	.54860	.34328	.22389	6797	.24298	.14093	.58000	.52755	.34870	.24803
1475	.32887	.22716	.69072	.60421	.36630	.24173	6951	.30406	.18223	.59931	.48324	.23811	.13626
1480	--	--	--	--	--	--	7094	.27167	.14204	.52284	.47989	.27114	.14604
1515	.25631	.13677	.53360	.45371	.24790	.13177	7254	.29537	.16327	.55275	.53361	.32573	.18275
1807	.26100	.14313	.54840	.40621	.18682	.11869	7277	--	--	--	--	--	--
1840	.36664	.19338	.52743	.56321	.32213	.23022	7279	.30565	.15477	.50636	.52140	.28395	.16851
1881	--	--	--	--	--	--	7283	.21740	.14438	.66415	.56142	.33143	.22144
1887	.26828	.17516	.65291	.54811	.32753	.22234	7604	.18200	.11400	.62637	.24561	-.31579	-.24561
1939	.39031	.22555	.57788	.50332	.29084	.17897	7605	.32692	.15246	.46635	.42230	.08492	-.03457
1950	.49852	.26091	.52337	.40582	.24066	.16482	7609	.24808	.16655	.67136	.56373	.33336	.22923
1956	.28727	.17439	.60704	.54683	.37020	.28306	7610	.33508	.20843	.62204	.54213	.33944	.21432
1961	.35256	.21089	.59816	.44118	.16822	.07771	7638	.32924	.17871	.54279	.49925	.27544	.14853
1963	.36876	.21528	.58378	.53983	.32081	.19285	7649	.32213	.17805	.55275	.45567	.24632	.14381
1982	.26717	.12481	.46714	.56631	.27725	.16907	7651	.37074	.18197	.49082	.46600	.20251	.13786
2030	.32098	.17905	.55783	.51174	.29858	.16484	7735	.35559	.19836	.55783	.46143	.25656	.15759
2139	.28217	.14727	.52191	.39947	.19981	.13514	7736	.40844	.21670	.53056	.49318	.25275	.16620
2203	.41629	.23104	.55500	.57927	.34438	.25579	7738	.39095	.22984	.58789	.45866	.22700	.12130
2207	.37752	.20387	.54003	.49140	.27978	.18769	8072	.24054	.13852	.57587	.48649	.27578	.17275
2510	.31259	.16774	.53662	.49797	.28199	.16654	8078	.20423	.11711	.57343	.47865	.28156	.18351
2625	.31352	.19825	.63233	.57523	.37406	.27549	8084	.22349	.11349	.50779	.45960	.29575	.20181
2665	.29420	.15709	.53397	.46587	.25401	.13998	8085	.25770	.13282	.51541	.47303	.26526	.12811
2694	.31065	.17649	.56813	.45340	.26397	.21160	8187	.33422	.19811	.59276	.50444	.29405	.19532
2700	.22317	.10493	.47017	.51445	.31232	.14829	8358	.27821	.15938	.57288	.51966	.32782	.21957
3145	.29284	.17434	.59535	.53355	.32109	.20681	8501	.30642	.17439	.56912	.49298	.28308	.16787
3242	.40481	.19359	.47822	.37458	.12443	-.00483	8518	.24493	.13698	.55926	.49749	.29145	.16652
3288	.32394	.18124	.55949	.45121	.24203	.14905	8596	.36596	.19629	.53637	.55493	.29385	.18928
3374	.21601	.12797	.59241	.51077	.28780	.17852	8788	.32514	.17253	.53063	.41485	.21145	.12255
4026	--	--	--	--	--	--	8816	--	--	--	--	--	--
4028	.33057	.21445	.64874	.54124	.29621	.17453	9148	.11714	.05857	.50000	.15122	-.02439	.21951
4030	.37337	.19601	.52498	.51851	.22949	.14538	9153	.35093	.21969	.62603	.52353	.30705	.19986
4089	.32306	.18271	.56556	.51358	.29509	.16833	9156	.36090	.20289	.56218	.50738	.27912	.15407
4112	.37275	.20757	.55686	.57128	.34092	.23206	9193	.30239	.15287	.50555	.57216	.31272	.20123
4306	.25735	.15211	.59107	.48594	.25634	.15938	9265	.36648	.21227	.57921	.59357	.38970	.26807
4850	.28674	.16154	.56338	.50884	.31755	.19957	9569	.36573	.18997	.51943	.52019	.23399	.14064
4856	.27586	.16662	.60401	.50316	.27154	.16455	9686	.24953	.13457	.53930	.47115	.26744	.14595

Appendix 2–2.4. L-moments of storm depth defined by 18-hour minimum interevent time for hourly rainfall stations in eastern New Mexico.

[--, not available]

Station no.	Depth mean (inches)	Depth L-scale (inches)	Depth L-CV (dimensionless)	Depth L-skew (dimensionless)	Depth L-kurtosis (dimensionless)	Depth Tau5 (dimensionless)	Station no.	Depth mean (inches)	Depth L-scale (inches)	Depth L-CV (dimensionless)	Depth L-skew (dimensionless)	Depth L-kurtosis (dimensionless)	Depth Tau5 (dimensionless)
0199	0.34008	0.17819	0.52396	0.45506	0.25162	0.14773	4860	0.31566	0.19630	0.62186	0.54826	0.30678	0.16471
0205	.30986	.19166	.61853	.53395	.33277	.23496	4862	.37717	.19620	.52019	.52227	.25736	.16179
0208	.25822	.13263	.51363	.42524	.23160	.15539	5370	.42545	.24702	.58061	.53747	.33442	.23043
0404	.40990	.20784	.50704	.51795	.31960	.25546	5651	.31361	.17955	.57253	.47990	.26249	.17805
0407	.33802	.16648	.49250	.50816	.23847	.15176	5866	.43053	.25490	.59207	.44893	.20163	.10686
0600	.34771	.20286	.58340	.53978	.33470	.21440	6138	.31942	.18417	.57658	.48380	.28352	.19088
0606	.31042	.14321	.46134	.34696	.19489	.09463	6275	.33798	.18612	.55068	.48235	.26956	.16031
0646	.35945	.19296	.53680	.45260	.25836	.16205	6435	.31820	.17749	.55781	.50048	.29706	.18279
1120	.41853	.22197	.53036	.45467	.23550	.14278	6492	.22638	.13532	.59774	.52541	.32926	.23829
1440	.34502	.17326	.50219	.47816	.24217	.14161	6619	.37756	.21175	.56083	.47437	.26562	.15758
1446	.42084	.24598	.58451	.48062	.26720	.17928	6659	.44101	.27033	.61298	.54924	.33686	.22325
1469	.39911	.23876	.59823	.53728	.32953	.21681	6797	.26354	.15335	.58186	.51720	.33417	.23646
1475	.35945	.25608	.71241	.61799	.35927	.21129	6951	.32397	.19220	.59326	.46861	.22429	.12856
1480	--	--	--	--	--	--	7094	.30269	.15974	.52774	.46914	.25810	.14698
1515	.28296	.15107	.53390	.44442	.23830	.13376	7254	.32327	.17945	.55512	.52286	.30885	.17475
1807	.27964	.15614	.55834	.42449	.21092	.14083	7277	--	--	--	--	--	--
1840	.38973	.20784	.53328	.55430	.31417	.22067	7279	.33615	.17547	.52201	.51632	.27753	.16261
1881	--	--	--	--	--	--	7283	.24358	.16210	.66548	.55409	.32090	.21484
1887	.29156	.19028	.65262	.54543	.32432	.21712	7604	--	--	--	--	--	--
1939	.42322	.24703	.58370	.50436	.29285	.18390	7605	.36957	.17866	.48342	.41783	.10177	.00609
1950	.49852	.26091	.52337	.40582	.24066	.16482	7609	.27131	.18091	.66680	.55016	.31401	.21006
1956	.31600	.19133	.60549	.52158	.33050	.25089	7610	.36945	.22995	.62241	.54091	.33315	.20764
1961	.39286	.22484	.57232	.39124	.14340	.07728	7638	.36452	.20089	.55110	.49461	.26476	.14324
1963	.40813	.24086	.59015	.52834	.30529	.18515	7649	.36261	.20006	.55171	.44543	.24024	.14619
1982	.29640	.14248	.48070	.53567	.24990	.15630	7651	.43025	.21610	.50226	.44750	.19217	.12473
2030	.34824	.19746	.56702	.51576	.29928	.16995	7735	.40451	.22630	.55945	.46123	.25667	.16448
2139	.31484	.17252	.54797	.43158	.22642	.15039	7736	.46605	.24928	.53488	.48217	.25598	.17393
2203	.46254	.25977	.56161	.56393	.33022	.23711	7738	.46120	.26240	.56895	.43733	.20635	.09799
2207	.42153	.22863	.54239	.48447	.25615	.16253	8072	.26713	.15316	.57336	.47429	.26397	.16320
2510	.34711	.19007	.54759	.49819	.28041	.17296	8078	.22665	.13252	.58468	.50116	.31046	.20983
2625	.33078	.21061	.63669	.57956	.37632	.27253	8084	.24702	.13319	.53919	.50511	.32570	.20466
2665	.32432	.17432	.53749	.46352	.25284	.14648	8085	.28668	.15082	.52608	.46744	.25562	.13204
2694	.35146	.19340	.55027	.41544	.23997	.20394	8187	.35291	.20918	.59273	.50208	.28834	.18715
2700	.24708	.11993	.48539	.50738	.29604	.14913	8358	.30065	.17520	.58274	.54722	.36089	.25080
3145	.31129	.18578	.59681	.52612	.30899	.19590	8501	.33474	.19076	.56989	.48081	.26678	.15979
3242	.54650	.28034	.51298	.41563	.16115	.07700	8518	.27136	.15326	.56480	.49123	.27978	.16288
3288	.35385	.19852	.56104	.44586	.22059	.12267	8596	.39833	.21495	.53963	.53435	.27666	.17978
3374	.24061	.14362	.59690	.50463	.27824	.16896	8788	.37334	.19892	.53282	.41907	.21613	.12655
4026	--	--	--	--	--	--	8816	--	--	--	--	--	--
4028	.34404	.22218	.64578	.53230	.28245	.16220	9148	.13667	.05867	.42927	.09659	.11932	.25568
4030	.41513	.21698	.52268	.48803	.22090	.15060	9153	.38701	.23561	.60881	.50242	.28882	.18615
4089	.35575	.20297	.57056	.50688	.28469	.16570	9156	.39152	.22021	.56245	.49692	.27070	.15497
4112	.40687	.22814	.56072	.55242	.31997	.21887	9193	.33347	.17065	.51175	.54443	.29270	.19692
4306	.28174	.17287	.61358	.51387	.28110	.17126	9265	.40341	.23750	.58874	.58975	.37823	.25602
4850	.31583	.18076	.57236	.50848	.30913	.19418	9569	.39138	.20421	.52176	.50502	.22720	.13793
4856	.30516	.18565	.60835	.51106	.28127	.17496	9686	.26798	.14627	.54582	.47308	.26610	.15073

Appendix 2–2.5. L-moments of storm depth defined by 24-hour minimum interevent time for hourly rainfall stations in eastern New Mexico.

[--, not available]

Station no.	Depth mean (inches)	Depth L-scale (inches)	Depth L-CV (dimen-sionless)	Depth L-skew (dimen-sionless)	Depth L-kurtosis (dimen-sionless)	Depth Tau5 (dimen-sionless)	Station no.	Depth mean (inches)	Depth L-scale (inches)	Depth L-CV (dimen-sionless)	Depth L-skew (dimen-sionless)	Depth L-kurtosis (dimen-sionless)	Depth Tau5 (dimen-sionless)
0199	0.37229	0.19558	0.52534	0.44500	0.23744	0.13601	4860	0.36773	0.22682	0.61680	0.51533	0.26341	0.13530
0205	.33284	.20409	.61317	.52686	.32967	.23472	4862	.43588	.22969	.52697	.49115	.22825	.14001
0208	.29259	.15247	.52110	.42942	.23339	.16100	5370	.46131	.27021	.58575	.53502	.33380	.23355
0404	.47045	.24305	.51662	.50015	.29959	.22591	5651	.32465	.18324	.56443	.46816	.26174	.18087
0407	.40758	.20516	.50335	.46240	.19649	.11624	5866	.53462	.30529	.57104	.40649	.16630	.08464
0600	.37190	.21990	.59130	.54036	.33098	.21459	6138	.36575	.21215	.58005	.49057	.29632	.20501
0606	.37356	.17397	.46570	.33601	.14878	.06974	6275	.39257	.22249	.56675	.49328	.27808	.16990
0646	.40462	.21905	.54137	.43447	.23003	.13863	6435	.34721	.19421	.55935	.49360	.28846	.18079
1120	.49107	.26570	.54105	.45186	.23323	.14583	6492	.25201	.14764	.58585	.50515	.31578	.22952
1440	.39817	.20505	.51497	.46670	.23336	.13838	6619	.42949	.23937	.55734	.45916	.25380	.15897
1446	.44745	.25981	.58063	.47157	.26152	.17777	6659	.47548	.29203	.61417	.54630	.33369	.22197
1469	.42958	.25742	.59925	.53131	.32301	.21486	6797	.30188	.17624	.58381	.51311	.31749	.21007
1475	.37302	.26290	.70480	.60654	.34935	.20560	6951	.34507	.20326	.58905	.45807	.22192	.13296
1480	--	--	--	--	--	--	7094	.33310	.17810	.53469	.46548	.25252	.14683
1515	.31517	.16845	.53448	.43386	.22529	.12948	7254	.35472	.19846	.55949	.51666	.29826	.17097
1807	.29659	.16528	.55726	.39916	.17923	.13043	7277	--	--	--	--	--	--
1840	.44013	.23817	.54114	.53242	.29265	.20132	7279	.37727	.19930	.52826	.49779	.25637	.15252
1881	--	--	--	--	--	--	7283	.30039	.20036	.66701	.54513	.30516	.19473
1887	.33084	.21584	.65240	.54073	.31634	.20759	7604	--	--	--	--	--	--
1939	.46342	.27252	.58807	.50503	.29242	.18494	7605	.42500	.20079	.47245	.34906	.07049	.02229
1950	.51769	.28092	.54264	.42185	.22592	.12627	7609	.30212	.20174	.66774	.55263	.32166	.21706
1956	.33263	.19815	.59571	.51182	.32426	.24571	7610	.40640	.25462	.62653	.53399	.31520	.19046
1961	.39286	.22484	.57232	.39124	.14340	.07728	7638	.41551	.22780	.54824	.47321	.23767	.12832
1963	.44957	.26865	.59756	.52842	.29810	.17775	7649	.42389	.23349	.55084	.43625	.22998	.14036
1982	.32741	.16217	.49531	.52029	.23964	.15189	7651	.50507	.26743	.52949	.46520	.21810	.15050
2030	.38579	.22035	.57116	.51016	.28765	.16463	7735	.47300	.26739	.56531	.45343	.23547	.14414
2139	.36476	.20072	.55028	.45003	.24490	.14933	7736	.54427	.29355	.53934	.46832	.24570	.16616
2203	.49826	.28036	.56268	.54631	.31242	.22284	7738	.52815	.30133	.57054	.43141	.20657	.12105
2207	.46756	.25168	.53828	.45949	.22991	.14452	8072	.30321	.17596	.58034	.47853	.26565	.16432
2510	.38826	.21254	.54741	.48282	.26100	.16064	8078	.24780	.14352	.57919	.49352	.30357	.19805
2625	.35262	.22386	.63487	.57546	.36998	.26169	8084	.26566	.14021	.52778	.47113	.30011	.20016
2665	.36096	.19453	.53892	.45265	.23930	.13788	8085	.32302	.16941	.52447	.45221	.24361	.13291
2694	.45857	.24319	.53033	.40707	.27255	.23043	8187	.41823	.24999	.59773	.49251	.27097	.16319
2700	.28489	.14183	.49784	.49463	.27729	.15310	8358	.31067	.17830	.57393	.54495	.35700	.24552
3145	.32975	.19750	.59893	.52340	.30532	.19318	8501	.37682	.21675	.57522	.47893	.26237	.15810
3242	.57526	.29216	.50788	.37767	.12880	.08182	8518	.30147	.17117	.56779	.49018	.27863	.16481
3288	.40000	.22818	.57045	.46470	.24806	.14679	8596	.43275	.23668	.54692	.52410	.26203	.16052
3374	.26404	.15813	.59890	.49792	.26892	.16005	8788	.43352	.22722	.52414	.40411	.20854	.12535
4026	--	--	--	--	--	--	8816	--	--	--	--	--	--
4028	.37051	.23875	.64440	.53210	.28235	.15413	9148	.16400	.09500	.57927	.38947	.21053	.46316
4030	.42925	.22461	.52326	.48009	.21665	.15110	9153	.41163	.26041	.63262	.53488	.31825	.20658
4089	.39342	.22927	.58275	.51713	.29487	.17766	9156	.43087	.24311	.56424	.48913	.26124	.15066
4112	.43864	.25041	.57087	.55200	.32185	.22102	9193	.36575	.19468	.53228	.55919	.31402	.22111
4306	.31325	.19189	.61260	.49693	.25890	.15317	9265	.44008	.25907	.58868	.56941	.35867	.24357
4850	.36939	.21426	.58002	.50720	.30067	.18842	9569	.43497	.22962	.52790	.48949	.22256	.13742
4856	.33729	.20870	.61875	.51148	.27560	.16193	9686	.28975	.15921	.54949	.47307	.26427	.15283

Appendix 2–2.6. L-moments of storm depth defined by 48-hour minimum interevent time for hourly rainfall stations in eastern New Mexico.

[--, not available]

Station no.	Depth mean (inches)	Depth L-scale (inches)	Depth L-CV (dimensionless)	Depth L-skew (dimensionless)	Depth L-kurtosis (dimensionless)	Depth Tau5 (dimensionless)	Station no.	Depth mean (inches)	Depth L-scale (inches)	Depth L-CV (dimensionless)	Depth L-skew (dimensionless)	Depth L-kurtosis (dimensionless)	Depth Tau5 (dimensionless)
0199	0.44314	0.23922	0.53983	0.45200	0.24513	0.14132	4860	0.46325	0.29879	0.64499	0.54787	0.32460	0.22630
0205	.39482	.24557	.62198	.52508	.32378	.22555	4862	.56671	.30494	.53809	.46078	.20759	.11053
0208	.34466	.18408	.53409	.43951	.23990	.16358	5370	.53562	.31515	.58838	.51914	.31405	.21789
0404	.61791	.32679	.52886	.46225	.24830	.15927	5651	.34924	.20351	.58272	.49606	.29323	.19902
0407	.57020	.29055	.50956	.40623	.17069	.10749	5866	.73712	.40246	.54599	.38243	.15573	.07081
0600	.43035	.25335	.58870	.52180	.30953	.20406	6138	.47283	.27779	.58751	.48327	.27778	.18458
0606	.48978	.23901	.48800	.34094	.08962	-.01920	6275	.51222	.29972	.58514	.49748	.27850	.17093
0646	.47964	.25911	.54023	.40943	.20125	.11835	6435	.40755	.23222	.56979	.49029	.27686	.17366
1120	.66899	.36800	.55008	.44528	.23597	.15485	6492	.29681	.17472	.58863	.51978	.35692	.28487
1440	.50379	.26841	.53279	.46235	.23559	.14078	6619	.51181	.28461	.55609	.44130	.23404	.14586
1446	.51125	.29884	.58452	.46380	.24379	.15370	6659	.55922	.34427	.61562	.53211	.31566	.20879
1469	.49582	.29770	.60042	.52091	.31435	.21307	6797	.38463	.22379	.58182	.50228	.29316	.17317
1475	.40347	.29389	.72842	.63814	.38531	.22614	6951	.41680	.25096	.60212	.48314	.26533	.17318
1480	--	--	--	--	--	--	7094	.41406	.22599	.54578	.45353	.23690	.14009
1515	.39166	.21332	.54466	.44239	.23341	.14032	7254	.42228	.24144	.57176	.51216	.28901	.17225
1807	.32899	.18348	.55771	.39866	.17827	.11984	7277	--	--	--	--	--	--
1840	.53884	.30081	.55826	.51468	.27254	.18350	7279	.47572	.25837	.54311	.47745	.24146	.15008
1881	--	--	--	--	--	--	7283	.40095	.26583	.66298	.52922	.28690	.17991
1887	.42138	.27321	.64838	.52303	.28854	.17643	7604	--	--	--	--	--	--
1939	.55367	.32683	.59030	.48895	.26710	.16364	7605	.47222	.22974	.48651	.34637	.05903	-.00356
1950	.58522	.30688	.52438	.40031	.18967	.04248	7609	.36433	.24054	.66023	.53880	.30701	.19827
1956	.40774	.24290	.59573	.49495	.29175	.20059	7610	.47811	.29965	.62673	.52809	.30710	.19154
1961	.45833	.24730	.53956	.33110	.09250	.04765	7638	.51431	.28580	.55570	.45590	.22239	.12545
1963	.54514	.32704	.59992	.51540	.29016	.18175	7649	.57354	.32426	.56536	.43938	.22681	.13852
1982	.40532	.20812	.51348	.48666	.22656	.15094	7651	.68670	.38608	.56223	.46337	.21276	.13507
2030	.47121	.27093	.57496	.48899	.25911	.14226	7735	.59715	.34799	.58275	.47375	.24777	.14341
2139	.48242	.27371	.56738	.46043	.22286	.08579	7736	.73555	.41264	.56100	.46549	.23786	.14538
2203	.60023	.33595	.55969	.50958	.28474	.19838	7738	.60639	.34298	.56561	.39548	.16158	.08554
2207	.56497	.30873	.54646	.45458	.22926	.14313	8072	.37865	.21675	.57242	.45089	.23727	.14929
2510	.47560	.26523	.55768	.47484	.24974	.15005	8078	.29268	.17103	.58435	.49472	.31627	.22362
2625	.41206	.26195	.63572	.55758	.34173	.23449	8084	.29333	.15184	.51762	.45492	.27665	.18238
2665	.44451	.24225	.54497	.44006	.22346	.13149	8085	.40066	.21390	.53387	.44642	.23305	.12840
2694	.65959	.34420	.52184	.38832	.23440	.17143	8187	.51672	.30935	.59868	.48275	.26131	.14714
2700	.37581	.19742	.52532	.48478	.26306	.15510	8358	.35170	.20065	.57053	.53319	.34814	.24518
3145	.37930	.22937	.60471	.51484	.29679	.19504	8501	.47125	.27380	.58101	.46840	.24973	.15208
3242	.64294	.32993	.51315	.32953	.08405	.10828	8518	.36704	.20989	.57185	.47628	.26067	.15780
3288	.50000	.28396	.56791	.45616	.23539	.11904	8596	.52360	.28923	.55239	.49565	.24427	.14910
3374	.32690	.19388	.59306	.47695	.25128	.15328	8788	.56223	.29439	.52362	.39314	.19556	.11616
4026	--	--	--	--	--	--	8816	--	--	--	--	--	--
4028	.43008	.27946	.64978	.53619	.28044	.14087	9148	--	--	--	--	--	--
4030	.54397	.28920	.53165	.43447	.17391	.11106	9153	.56028	.35937	.64141	.52118	.27485	.15967
4089	.47605	.28699	.60286	.52459	.29856	.18589	9156	.51162	.29162	.56999	.47743	.24832	.14560
4112	.51917	.29569	.56955	.52118	.30413	.21430	9193	.45522	.24460	.53733	.51526	.29144	.20901
4306	.37638	.22735	.60405	.46542	.22312	.12676	9265	.51781	.31603	.61032	.57846	.36834	.25132
4850	.46980	.27567	.58678	.49027	.27494	.17080	9569	.50233	.27231	.54209	.49174	.24225	.15421
4856	.40442	.24594	.60813	.47902	.23782	.13150	9686	.34350	.19198	.55890	.46098	.25310	.15445

Appendix 2–2.7. L-moments of storm depth defined by 72-hour minimum interevent time for hourly rainfall stations in eastern New Mexico.

[--, not available]

Station no.	Depth mean (inches)	Depth L-scale (inches)	Depth L-CV (dimensionless)	Depth L-skew (dimensionless)	Depth L-kurtosis (dimensionless)	Depth Tau5 (dimensionless)	Station no.	Depth mean (inches)	Depth L-scale (inches)	Depth L-CV (dimensionless)	Depth L-skew (dimensionless)	Depth L-kurtosis (dimensionless)	Depth Tau5 (dimensionless)
0199	0.51637	0.28322	0.54848	0.44347	0.22401	0.12006	4860	0.57532	0.38163	0.66333	0.55914	0.32352	0.19940
0205	.44953	.28095	.62498	.52130	.31441	.21191	4862	.68724	.37837	.55057	.44603	.18716	.09068
0208	.39678	.22120	.55748	.45949	.24309	.15425	5370	.59921	.35505	.59253	.51479	.31030	.21606
0404	.86250	.44822	.51968	.41095	.22231	.15319	5651	.39402	.23217	.58925	.50025	.29932	.20410
0407	.69691	.35957	.51595	.37848	.14023	.08167	5866	1.0570	.66551	.62964	.51675	.27931	.15120
0600	.48986	.28995	.59190	.51429	.30077	.20187	6138	.57727	.35046	.60709	.49970	.28494	.18418
0606	.59081	.27009	.45715	.23216	.02114	-.00019	6275	.60539	.36048	.59545	.49961	.27930	.17618
0646	.57174	.34049	.59554	.48757	.26764	.16815	6435	.46486	.26940	.57952	.48808	.27491	.17519
1120	.84238	.48314	.57354	.46943	.26129	.16714	6492	.33392	.19407	.58118	.51530	.35274	.27281
1440	.59266	.31911	.53844	.44152	.20678	.11473	6619	.59054	.32489	.55015	.41644	.19577	.10946
1446	.57656	.34223	.59356	.46952	.24844	.16085	6659	.62953	.38740	.61538	.52188	.30662	.20672
1469	.55474	.33468	.60330	.52005	.31288	.21048	6797	.45697	.26485	.57958	.48413	.26555	.14899
1475	.48220	.34273	.71077	.59046	.32169	.17443	6951	.48809	.29401	.60237	.48143	.26632	.15963
1480	--	--	--	--	--	--	7094	.48966	.26956	.55050	.44557	.23056	.13414
1515	.46545	.25970	.55796	.45505	.24302	.14757	7254	.49019	.28271	.57674	.49733	.26936	.15715
1807	.36250	.19708	.54367	.37553	.16691	.12475	7277	--	--	--	--	--	--
1840	.61698	.34575	.56039	.50160	.27606	.19763	7279	.57823	.32349	.55945	.47321	.23874	.14771
1881	--	--	--	--	--	--	7283	.50285	.33411	.66442	.53204	.29415	.19021
1887	.50382	.32725	.64955	.51495	.27139	.15492	7604	--	--	--	--	--	--
1939	.64438	.38527	.59789	.48841	.26204	.15778	7605	.56667	.31524	.55630	.45340	.14594	.02852
1950	.64095	.36924	.57608	.52204	.40162	.33736	7609	.42092	.27910	.66307	.53665	.30234	.19375
1956	.48615	.31003	.63772	.58312	.43076	.36472	7610	.54104	.34061	.62954	.52401	.29781	.18082
1961	.57292	.32534	.56787	.39676	.21267	.20126	7638	.60413	.34302	.56779	.45796	.21937	.12100
1963	.64456	.38644	.59955	.50441	.27880	.17567	7649	.70352	.40676	.57817	.45336	.23815	.14277
1982	.47383	.25105	.52984	.47827	.22484	.14791	7651	.83976	.48832	.58151	.49170	.26788	.18717
2030	.54922	.31872	.58031	.47853	.24097	.12855	7735	.71218	.42787	.60079	.48248	.24853	.14231
2139	.55208	.30973	.56103	.45649	.19042	.03877	7736	.90167	.51476	.57090	.46921	.24355	.14389
2203	.67039	.38474	.57391	.52355	.30140	.20327	7738	.71967	.42797	.59467	.47291	.28616	.23177
2207	.65084	.35795	.54998	.45531	.23274	.14535	8072	.46279	.26653	.57592	.44566	.23524	.14721
2510	.54465	.30790	.56531	.47101	.24492	.14524	8078	.34738	.20853	.60028	.49986	.32397	.24932
2625	.48396	.31016	.64088	.55874	.34713	.24222	8084	.34341	.18043	.52539	.43417	.22752	.13915
2665	.52487	.29184	.55602	.44819	.23329	.14011	8085	.47482	.25763	.54259	.45320	.24533	.14447
2694	.81610	.44192	.54150	.40314	.21426	.11926	8187	.57996	.34161	.58902	.45896	.22882	.11136
2700	.45863	.24860	.54205	.48351	.26337	.15592	8358	.38041	.22723	.59733	.55389	.35556	.24436
3145	.41309	.25071	.60691	.51960	.30587	.20117	8501	.56158	.33022	.58803	.46317	.23943	.14905
3242	.72867	.38324	.52594	.31526	.00252	-.03547	8518	.43454	.25022	.57581	.47677	.25959	.15569
3288	.62162	.36344	.58467	.49039	.27637	.16418	8596	.60317	.33585	.55681	.47910	.23592	.14611
3374	.38339	.23180	.60462	.48989	.26875	.17168	8788	.66864	.35841	.53602	.43481	.25321	.17396
4026	--	--	--	--	--	--	8816	--	--	--	--	--	--
4028	.49401	.32300	.65384	.53854	.28209	.14095	9148	--	--	--	--	--	--
4030	.60673	.32688	.53875	.43532	.18761	.12702	9153	.64032	.42868	.66948	.56296	.30385	.14870
4089	.55484	.34279	.61782	.53520	.30719	.19241	9156	.59139	.34198	.57825	.47032	.23434	.12814
4112	.58528	.33627	.57453	.50951	.29120	.19779	9193	.54430	.29229	.53700	.48540	.27553	.20594
4306	.44681	.26796	.59971	.43374	.18294	.10128	9265	.57344	.35086	.61184	.55979	.34030	.22823
4850	.56915	.33824	.59429	.49191	.27688	.17317	9569	.58848	.32331	.54939	.47264	.22364	.13170
4856	.49296	.31609	.64121	.51813	.25998	.12013	9686	.39115	.22053	.56379	.46047	.25330	.15918

Appendix 2–3.1. L-moments of storm duration defined by 6-hour minimum interevent time for hourly rainfall stations in eastern New Mexico.

[--, not available]

Station no.	Duration mean (hours)	Duration L-scale (hours)	Duration L-CV (dimensionless)	Duration L-skew (dimensionless)	Duration L-kurtosis (dimensionless)	Duration Tau5 (dimensionless)	Station no.	Duration mean (hours)	Duration L-scale (hours)	Duration L-CV (dimensionless)	Duration L-skew (dimensionless)	Duration L-kurtosis (dimensionless)	Duration Tau5 (dimensionless)
0199	4.2399	2.2599	0.53300	0.49501	0.21234	0.13068	4860	4.7234	2.4810	0.52525	0.48606	0.27420	0.23968
0205	4.5853	2.2825	.49778	.45864	.23441	.15459	4862	2.8888	1.4677	.50807	.60066	.28832	.14136
0208	4.3734	1.9912	.45530	.45909	.27928	.18008	5370	3.7980	1.9821	.52187	.52613	.26512	.18638
0404	3.6690	2.0990	.57209	.62373	.32958	.18539	5651	4.4463	2.2420	.50425	.44673	.19110	.11704
0407	3.0122	1.5999	.53113	.62400	.30326	.12910	5866	6.5455	3.2888	.50245	.43531	.24877	.17996
0600	3.6693	1.8897	.51499	.52201	.25557	.17516	6138	5.5700	2.7858	.50015	.43206	.21449	.12776
0606	3.6585	2.1108	.57695	.60757	.25200	.04354	6275	4.6605	2.4745	.53096	.48351	.22586	.14554
0646	4.9242	2.6175	.53155	.45758	.18942	.12167	6435	3.9833	2.0510	.51490	.49064	.22412	.14862
1120	4.6842	2.5570	.54588	.50455	.24230	.16372	6492	4.1570	2.2512	.54154	.50980	.20953	.11105
1440	3.2251	1.7060	.52897	.58951	.28617	.15462	6619	4.0891	2.1235	.51931	.50402	.25144	.17005
1446	4.6488	2.2850	.49153	.46265	.25641	.17276	6659	4.4046	2.3208	.52690	.49726	.25121	.18096
1469	3.8573	2.0881	.54134	.55617	.28884	.19835	6797	5.6218	2.7412	.48760	.38706	.17653	.11792
1475	3.6765	1.9267	.52406	.46985	.09732	.00765	6951	4.7815	2.4753	.51768	.44926	.20011	.14132
1480	--	--	--	--	--	--	7094	4.1245	2.1486	.52092	.48604	.21140	.13116
1515	3.8710	1.9247	.49722	.46925	.20945	.13716	7254	3.8447	2.0818	.54147	.54737	.25714	.14283
1807	4.5696	2.0791	.45498	.36991	.14760	.08129	7277	--	--	--	--	--	--
1840	2.8252	1.4395	.50953	.62789	.33603	.19324	7279	3.1973	1.6792	.52520	.58889	.29185	.16693
1881	4.2000	2.1000	.50000	.42857	.28571	.09524	7283	4.3633	2.2659	.51932	.48824	.23802	.15464
1887	4.6101	2.3444	.50854	.46122	.22591	.15223	7604	6.6000	3.1000	.46970	.16129	-.12903	-1.41935
1939	4.2518	2.2040	.51837	.48653	.23378	.16206	7605	2.5484	1.1204	.43966	.48269	.11959	.02272
1950	5.4375	2.7923	.51353	.48592	.23974	.06775	7609	4.7263	2.6254	.55550	.54511	.30268	.20166
1956	5.1875	2.6219	.50543	.42672	.20619	.15434	7610	4.1491	2.3300	.56157	.56654	.28947	.18092
1961	6.0698	2.7220	.44846	.25845	.10435	.13440	7638	3.9430	2.0895	.52993	.51798	.23938	.15148
1963	3.7841	1.9760	.52219	.51584	.23700	.15484	7649	4.7938	2.5356	.52893	.47753	.22520	.14349
1982	2.6818	1.3560	.50565	.64239	.32522	.14053	7651	3.5541	1.8751	.52759	.53989	.23740	.13049
2030	3.4349	1.7726	.51606	.53655	.24341	.14212	7735	6.1256	3.0556	.49882	.43491	.23188	.13879
2139	5.8500	2.8535	.48778	.38372	.16763	.09881	7736	4.2896	2.4072	.56118	.54677	.26195	.16438
2203	2.9754	1.5302	.51429	.60658	.31575	.19181	7738	5.8636	3.0192	.51489	.43737	.20810	.12602
2207	4.0185	2.1102	.52513	.51870	.26728	.19314	8072	5.1170	2.5095	.49044	.40293	.17068	.10360
2510	4.1431	2.1964	.53014	.49530	.21140	.13136	8078	4.6399	2.3305	.50227	.42642	.17373	.11190
2625	5.0019	2.5699	.51378	.49348	.28123	.18010	8084	4.0152	1.9942	.49666	.45979	.20822	.13839
2665	5.0194	2.7133	.54057	.48564	.23393	.15785	8085	4.0204	2.1259	.52876	.49138	.18754	.09686
2694	6.3500	3.3308	.52454	.42588	.19256	.10847	8187	4.0880	2.0461	.50052	.47290	.23240	.16175
2700	3.4665	1.8646	.53788	.57080	.26343	.13937	8358	4.6164	2.3721	.51385	.49369	.29992	.24758
3145	4.7568	2.4819	.52176	.49952	.27916	.19032	8501	4.1955	2.1809	.51982	.48746	.22392	.14415
3242	9.0000	3.7011	.41123	.20702	.10669	.04432	8518	4.0859	2.1111	.51668	.48417	.21709	.14490
3288	6.4911	3.2997	.50835	.41754	.18326	.10329	8596	2.8507	1.4434	.50635	.60713	.30018	.15717
3374	5.0788	2.4228	.47705	.41337	.20088	.12119	8788	6.4243	3.4036	.52981	.44174	.21841	.14426
4026	--	--	--	--	--	--	8816	--	--	--	--	--	--
4028	3.7889	1.8240	.48140	.43690	.17879	.12742	9148	8.2500	3.3929	.41126	.04211	.08421	.18947
4030	2.5829	1.2559	.48623	.62619	.31508	.14869	9153	4.0909	2.3421	.57252	.55869	.23327	.12498
4089	4.1688	2.2414	.53766	.51998	.24985	.16349	9156	3.8306	2.0346	.53114	.52950	.24907	.15999
4112	3.4043	1.8476	.54273	.59447	.29486	.16323	9193	2.8889	1.4827	.51324	.60949	.29151	.13440
4306	4.8110	2.2994	.47795	.41622	.20487	.13591	9265	2.8834	1.4752	.51163	.61338	.30745	.15743
4850	4.1325	2.1808	.52771	.50920	.24569	.16078	9569	2.7189	1.3311	.48960	.59491	.27883	.13093
4856	4.8824	2.5671	.52580	.43423	.14798	.08075	9686	3.8992	2.0326	.52129	.50402	.22124	.12718

Appendix 2–3.2. L-moments of storm duration defined by 8-hour minimum interevent time for hourly rainfall stations in eastern New Mexico.

[--, not available]

Station no.	Duration mean (hours)	Duration L-scale (hours)	Duration L-CV (dimen-sionless)	Duration L-skew (dimen-sionless)	Duration L-kurtosis (dimen-sionless)	Duration Tau5 (dimen-sionless)	Station no.	Duration mean (hours)	Duration L-scale (hours)	Duration L-CV (dimen-sionless)	Duration L-skew (dimen-sionless)	Duration L-kurtosis (dimen-sionless)	Duration Tau5 (dimen-sionless)
0199	5.0196	2.8192	0.56164	0.50694	0.23158	0.14883	4860	5.0438	2.7423	0.54369	0.50814	0.29797	0.25463
0205	5.0593	2.6321	.52026	.47074	.23615	.14992	4862	3.3820	1.8321	.54172	.58722	.27069	.12525
0208	4.8447	2.2871	.47208	.45498	.26281	.16319	5370	4.3592	2.3898	.54822	.53302	.27161	.18455
0404	4.7315	2.8855	.60984	.60457	.30969	.17464	5651	5.0357	2.7801	.55207	.51746	.26719	.16776
0407	3.8031	2.2159	.58267	.62249	.31353	.15531	5866	7.1912	3.8185	.53100	.45862	.25578	.18488
0600	4.1059	2.2128	.53893	.53092	.26404	.17541	6138	6.4241	3.3477	.52111	.44356	.21864	.12831
0606	3.9000	2.2968	.58893	.59845	.22830	.00782	6275	5.3776	2.9650	.55136	.48833	.23219	.15039
0646	5.6824	3.1042	.54629	.44959	.18273	.12286	6435	4.5102	2.4380	.54056	.50215	.23334	.15092
1120	5.5381	3.1409	.56715	.50187	.23809	.15800	6492	4.9038	2.7799	.56688	.51230	.21839	.12319
1440	3.8009	2.1250	.55907	.57551	.26742	.13732	6619	4.4346	2.4012	.54147	.52123	.26246	.16543
1446	5.1159	2.6559	.51914	.49302	.28115	.18811	6659	4.9959	2.7531	.55107	.51266	.26860	.19142
1469	4.3060	2.4279	.56385	.56246	.29377	.19530	6797	6.2607	3.1548	.50391	.39546	.17946	.11933
1475	3.6765	1.9267	.52406	.46985	.09732	.00765	6951	5.3867	2.8617	.53125	.45041	.20809	.15408
1480	--	--	--	--	--	--	7094	4.7721	2.5899	.54272	.48714	.21305	.12821
1515	4.3907	2.3158	.52743	.49061	.22769	.14372	7254	4.2984	2.4048	.55947	.54356	.25185	.13536
1807	4.7115	2.1717	.46093	.38309	.16342	.09105	7277	--	--	--	--	--	--
1840	3.3461	1.8707	.55907	.64305	.35489	.20279	7279	3.7470	2.0873	.55706	.58305	.28568	.16030
1881	--	--	--	--	--	--	7283	4.9413	2.6700	.54035	.49842	.25207	.16812
1887	5.1704	2.7414	.53021	.47445	.23534	.15463	7604	6.6000	3.1000	.46970	.16129	-.12903	-1.41935
1939	4.7941	2.5970	.54170	.49914	.24588	.16719	7605	2.8333	1.3644	.48154	.53713	.21223	.11390
1950	6.2000	3.2230	.51984	.49307	.22939	.04957	7609	5.3336	3.0409	.57014	.54138	.29700	.19492
1956	5.9333	3.1394	.52911	.46979	.30173	.29566	7610	4.8326	2.8078	.58100	.55683	.28037	.17478
1961	6.6585	3.4695	.52106	.43420	.28154	.26281	7638	4.5121	2.5037	.55488	.52547	.24894	.15597
1963	4.3603	2.4033	.55117	.52831	.25350	.16647	7649	5.6831	3.1343	.55151	.48022	.22681	.14439
1982	3.1630	1.7251	.54541	.62912	.31154	.13762	7651	4.4269	2.5216	.56962	.55295	.26696	.16405
2030	3.8265	2.0683	.54051	.54598	.25786	.15472	7735	6.8663	3.5440	.51614	.44123	.22664	.12964
2139	6.2845	3.1442	.50030	.38080	.14993	.08089	7736	5.1659	3.0005	.58084	.52866	.24199	.14794
2203	3.6190	1.9996	.55252	.59210	.30386	.18747	7738	6.7405	3.5052	.52002	.41504	.18519	.11905
2207	4.4678	2.4457	.54739	.52666	.26963	.18633	8072	5.8309	3.0106	.51632	.42360	.18808	.12141
2510	4.7507	2.6536	.55857	.51505	.23790	.15191	8078	5.1837	2.6955	.52000	.43439	.17877	.11197
2625	5.6314	3.0492	.54146	.50927	.28119	.16781	8084	4.5238	2.3262	.51420	.44351	.16852	.08321
2665	5.6342	3.1068	.55141	.47926	.22809	.15427	8085	4.7961	2.6438	.55124	.48176	.18147	.09653
2694	8.2644	4.4857	.54277	.42676	.20552	.13177	8187	4.5954	2.4604	.53540	.50019	.24388	.15166
2700	3.9864	2.2547	.56559	.57108	.26596	.14172	8358	5.1000	2.7389	.53704	.50303	.29038	.22438
3145	5.4952	3.0134	.54837	.50979	.28162	.18869	8501	4.8417	2.6224	.54163	.49072	.22726	.14157
3242	9.5556	3.9601	.41443	.17266	.05863	.02664	8518	4.6351	2.4902	.53726	.48434	.21218	.13379
3288	7.3924	3.7247	.50385	.38518	.15714	.09637	8596	3.3220	1.8252	.54942	.62199	.32645	.18471
3374	5.7796	2.9032	.50231	.43081	.21067	.12652	8788	7.2833	3.9967	.54874	.44969	.21770	.13959
4026	--	--	--	--	--	--	8816	--	--	--	--	--	--
4028	4.1437	2.1090	.50898	.47122	.21893	.15997	9148	10.429	5.3333	.51142	.26786	.21429	.26786
4030	2.9832	1.5442	.51763	.59299	.25665	.08163	9153	4.2137	2.4120	.57241	.54655	.22051	.11942
4089	4.9419	2.7925	.56505	.52102	.24658	.15331	9156	4.2697	2.3548	.55152	.53305	.25321	.16084
4112	3.9062	2.2357	.57233	.59634	.29728	.16400	9193	3.5261	1.9379	.54957	.57959	.25574	.11144
4306	5.1448	2.5251	.49081	.42481	.21114	.14119	9265	3.4316	1.9186	.55909	.62594	.32722	.17444
4850	4.6843	2.5878	.55244	.52001	.25375	.15825	9569	3.1265	1.6314	.52179	.58385	.26689	.12301
4856	5.4383	2.9302	.53882	.43355	.14810	.08126	9686	4.3881	2.3872	.54402	.51106	.22813	.12931

Appendix 2–3.3. L-moments of storm duration defined by 12-hour minimum interevent time for hourly rainfall stations in eastern New Mexico.

[--, not available]

Station no.	Duration mean (hours)	Duration L-scale (hours)	Duration L-CV (dimensionless)	Duration L-skew (dimensionless)	Duration L-kurtosis (dimensionless)	Duration Tau5 (dimensionless)	Station no.	Duration mean (hours)	Duration L-scale (hours)	Duration L-CV (dimensionless)	Duration L-skew (dimensionless)	Duration L-kurtosis (dimensionless)	Duration Tau5 (dimensionless)
0199	6.2453	3.7041	0.59310	0.51815	0.24551	0.15786	4860	6.0547	3.5402	0.58470	0.55459	0.35335	0.29728
0205	5.9004	3.2773	.55544	.50016	.25789	.16005	4862	4.4965	2.6627	.59216	.58039	.27267	.13920
0208	6.1217	3.2079	.52402	.48244	.25858	.14144	5370	5.5541	3.2810	.59073	.55292	.29549	.19740
0404	6.4803	3.9630	.61155	.51752	.20935	.11728	5651	6.0255	3.5116	.58279	.54116	.30062	.20097
0407	5.6156	3.5245	.62762	.57815	.25957	.11498	5866	8.7742	4.8505	.55282	.44387	.22626	.16006
0600	5.2092	3.0191	.57956	.53793	.26527	.16424	6138	7.9759	4.5159	.56619	.48559	.25371	.15796
0606	5.2329	3.5567	.67968	.69735	.39452	.18028	6275	6.6988	3.8770	.57877	.49820	.24102	.14723
0646	6.4865	3.7808	.58287	.49519	.22815	.14937	6435	5.7210	3.3261	.58138	.51602	.23927	.14224
1120	7.2939	4.3787	.60032	.50921	.24077	.14664	6492	6.0781	3.6155	.59484	.50008	.18440	.07841
1440	5.0410	3.0334	.60175	.56603	.26226	.13981	6619	4.9847	2.8104	.56380	.53047	.27014	.17063
1446	6.2500	3.5986	.57577	.54600	.32035	.20663	6659	5.9350	3.4583	.58269	.53423	.28817	.19590
1469	5.3089	3.1689	.59690	.56722	.29929	.19233	6797	7.5537	4.1918	.55494	.46464	.23617	.14596
1475	5.0968	3.2057	.62897	.62026	.34597	.25664	6951	6.1189	3.3886	.55379	.46378	.21351	.14500
1480	--	--	--	--	--	--	7094	6.0412	3.4748	.57519	.49437	.21966	.12789
1515	5.4976	3.1401	.57117	.51455	.24348	.13869	7254	5.4406	3.2389	.59532	.54256	.24663	.12764
1807	5.2733	2.6595	.50432	.43810	.19835	.09929	7277	--	--	--	--	--	--
1840	4.3662	2.6121	.59825	.60278	.29308	.13779	7279	4.7771	2.8750	.60183	.58561	.28540	.14842
1881	--	--	--	--	--	--	7283	6.1752	3.5771	.57927	.52521	.28194	.18952
1887	6.1074	3.4224	.56036	.49367	.24575	.14993	7604	6.6000	3.1000	.46970	.16129	-.12903	-1.41935
1939	5.9380	3.4228	.57642	.51906	.26802	.17744	7605	4.8462	2.8738	.59302	.55969	.24710	.09428
1950	7.9259	4.5812	.57800	.51592	.23296	.06932	7609	6.4282	3.8487	.59873	.54648	.29082	.17979
1956	6.3182	3.5328	.55914	.51385	.33245	.29484	7610	6.0459	3.6513	.60392	.54693	.27381	.17177
1961	7.5641	4.0256	.53220	.44969	.28656	.21835	7638	5.5610	3.2740	.58874	.53530	.25687	.15172
1963	5.4270	3.1838	.58665	.53875	.26798	.17614	7649	7.1740	4.2285	.58942	.50289	.23993	.14023
1982	4.3554	2.6651	.61190	.62506	.30784	.13407	7651	5.9495	3.6780	.61820	.56008	.25956	.13078
2030	4.6447	2.7017	.58167	.56215	.27297	.15570	7735	8.4873	4.6904	.55264	.45710	.21793	.11226
2139	7.7264	4.0817	.52827	.38630	.14149	.06821	7736	6.8587	4.1872	.61049	.51965	.23026	.13523
2203	4.9855	3.0223	.60621	.58668	.29930	.18007	7738	8.3452	4.8283	.57857	.49777	.26719	.17774
2207	5.5963	3.3546	.59944	.57238	.32213	.21931	8072	7.3761	4.0775	.55279	.44983	.20584	.12450
2510	5.9440	3.5224	.59260	.52534	.24653	.14727	8078	6.3242	3.4932	.55236	.45314	.18433	.09406
2625	6.6391	3.8341	.57750	.53020	.28226	.15416	8084	4.5238	2.3262	.51420	.44351	.16852	.08321
2665	6.8693	3.9984	.58207	.49327	.23040	.13876	8085	6.2198	3.6329	.58409	.48779	.19719	.11545
2694	10.413	5.8287	.55975	.41475	.17025	.09022	8187	5.3355	3.1598	.59221	.57552	.32493	.20652
2700	5.1310	3.0950	.60321	.56472	.26253	.14097	8358	5.7761	3.2845	.56863	.51667	.27177	.17328
3145	6.4755	3.7821	.58406	.53705	.29909	.19232	8501	5.7039	3.2506	.56990	.50340	.23405	.13656
3242	9.5556	3.9601	.41443	.17266	.05863	.02664	8518	5.7319	3.2883	.57369	.50406	.23323	.14428
3288	9.3028	5.3468	.57475	.48313	.24046	.13723	8596	4.3201	2.5924	.60009	.61536	.31902	.17442
3374	6.8387	3.6649	.53590	.45677	.22430	.12990	8788	8.4918	4.8225	.56791	.45049	.19973	.10949
4026	--	--	--	--	--	--	8816	--	--	--	--	--	--
4028	4.8102	2.6874	.55868	.52765	.26696	.17078	9148	10.429	5.3333	.51142	.26786	.21429	.26786
4030	3.6982	2.0988	.56750	.59230	.25574	.07819	9153	5.8898	3.6899	.62649	.57565	.29274	.20836
4089	6.3156	3.8479	.60928	.54843	.27700	.17455	9156	5.1798	3.0511	.58904	.54984	.26884	.16234
4112	5.1060	3.1219	.61143	.58443	.28756	.16214	9193	4.7718	2.8595	.59926	.56798	.24700	.10863
4306	6.0583	3.2246	.53226	.46777	.24085	.14941	9265	4.3187	2.6182	.60624	.62803	.33338	.18311
4850	5.9779	3.4697	.58041	.51308	.24168	.13702	9569	3.9644	2.2645	.57121	.57876	.26112	.11926
4856	6.5132	3.6926	.56693	.45590	.17428	.09565	9686	5.5547	3.2069	.57733	.51393	.23276	.13085

Appendix 2–3.4. L-moments of storm duration defined by 18-hour minimum interevent time for hourly rainfall stations in eastern New Mexico.

[--, not available]

Station no.	Duration mean (hours)	Duration L-scale (hours)	Duration L-CV (dimen-sionless)	Duration L-skew (dimen-sionless)	Duration L-kurtosis (dimen-sionless)	Duration Tau5 (dimen-sionless)	Station no.	Duration mean (hours)	Duration L-scale (hours)	Duration L-CV (dimen-sionless)	Duration L-skew (dimen-sionless)	Duration L-kurtosis (dimen-sionless)	Duration Tau5 (dimen-sionless)
0199	8.1553	5.0570	0.62008	0.51897	0.24381	0.15234	4860	8.7522	5.6490	0.64544	0.58324	0.34167	0.22608
0205	7.1991	4.2781	.59426	.52434	.26640	.15153	4862	7.1100	4.6658	.65623	.58008	.26169	.11115
0208	7.5619	4.2547	.56265	.49418	.24090	.10991	5370	7.1075	4.4205	.62194	.55218	.28150	.17047
0404	9.2921	5.6325	.60616	.44727	.14829	.09466	5651	7.4218	4.5366	.61125	.54084	.28167	.17305
0407	9.5000	6.2171	.65443	.51866	.18309	.05827	5866	11.062	6.7601	.61111	.52660	.30467	.21013
0600	6.8227	4.1878	.61381	.53145	.23990	.12545	6138	10.329	6.0967	.59026	.47299	.21297	.11346
0606	5.8169	3.9320	.67596	.65135	.32178	.11534	6275	9.6143	5.7777	.60095	.47294	.19839	.10748
0646	8.5148	5.2872	.62094	.51197	.22642	.11821	6435	7.5020	4.6013	.61335	.51559	.22650	.11921
1120	10.372	6.4649	.62333	.49093	.20863	.11705	6492	7.8814	4.8962	.62124	.49273	.16227	.04210
1440	7.3033	4.6306	.63405	.54091	.23586	.12430	6619	6.3443	3.9251	.61868	.58153	.32705	.20864
1446	7.6592	4.6558	.60788	.55290	.30419	.17374	6659	7.6253	4.7268	.61989	.54831	.29013	.18226
1469	6.8474	4.2566	.62164	.54957	.26588	.14839	6797	9.4392	5.4770	.58024	.45967	.20129	.10277
1475	7.0364	4.8283	.68619	.65485	.39265	.27628	6951	7.5721	4.4903	.59302	.50140	.24853	.16097
1480	--	--	--	--	--	--	7094	8.3765	5.0342	.60099	.47516	.18634	.09421
1515	7.5555	4.6223	.61177	.52283	.24433	.13262	7254	7.2850	4.5332	.62227	.52788	.22860	.11598
1807	6.6500	3.6697	.55184	.45938	.19307	.08341	7277	--	--	--	--	--	--
1840	5.5382	3.5022	.63237	.59403	.28017	.12842	7279	6.7007	4.2955	.64105	.56883	.25621	.11370
1881	--	--	--	--	--	--	7283	8.6512	5.3767	.62149	.52535	.25022	.13606
1887	7.9065	4.7235	.59741	.50435	.23729	.12844	7604	--	--	--	--	--	--
1939	7.6745	4.6710	.60864	.52425	.25921	.15337	7605	7.6087	4.9209	.64675	.54378	.21136	.06569
1950	7.9259	4.5812	.57800	.51592	.23296	.06932	7609	8.3777	5.2061	.62142	.52602	.24454	.12401
1956	8.4500	4.9590	.58686	.50312	.27304	.17318	7610	8.1054	5.1239	.63216	.53918	.25819	.15340
1961	10.114	5.5361	.54736	.39813	.15732	.04779	7638	7.7208	4.8624	.62979	.53699	.24309	.12273
1963	7.5526	4.7183	.62472	.53718	.25473	.14617	7649	9.9059	6.0361	.60934	.47988	.20046	.10612
1982	6.4001	4.1242	.64438	.56862	.23104	.07587	7651	9.2469	6.0038	.64928	.52947	.21774	.10029
2030	6.2929	3.9712	.63105	.57599	.28273	.14979	7735	11.677	7.0095	.60031	.48175	.22243	.12024
2139	10.358	6.1445	.59321	.46444	.19910	.10001	7736	9.8677	6.1396	.62219	.48307	.19168	.10900
2203	7.1344	4.5113	.63233	.54319	.23743	.11898	7738	12.380	7.5770	.61202	.50390	.26841	.18342
2207	8.0130	5.0955	.63591	.54993	.26334	.13455	8072	9.8034	5.6693	.57830	.43739	.17424	.09846
2510	8.1960	5.1523	.62863	.52567	.23472	.12444	8078	8.6159	5.1956	.60303	.48452	.19936	.09972
2625	7.7936	4.6466	.59621	.52500	.26295	.13698	8084	6.5439	4.1648	.63644	.61285	.36895	.23466
2665	9.0656	5.4390	.59996	.47596	.20174	.11056	8085	8.5755	5.2129	.60789	.47064	.17056	.08584
2694	13.745	7.6895	.55946	.36507	.10492	.05551	8187	6.4662	4.0809	.63112	.59618	.33502	.19939
2700	7.2402	4.6562	.64311	.55777	.24898	.12173	8358	7.4032	4.4588	.60227	.50977	.21722	.07257
3145	7.7836	4.7648	.61217	.54425	.28763	.16564	8501	7.5760	4.5990	.60705	.51065	.22735	.11575
3242	18.000	9.6263	.53480	.39512	.12981	.01554	8518	7.9167	4.8533	.61305	.51159	.22871	.12292
3288	11.531	6.8884	.59740	.46652	.18346	.06401	8596	5.9633	3.7756	.63314	.57863	.26688	.12435
3374	9.2432	5.2879	.57209	.45102	.18488	.08376	8788	11.915	7.1276	.59821	.43921	.15669	.06947
4026	--	--	--	--	--	--	8816	--	--	--	--	--	--
4028	5.6144	3.3255	.59232	.55242	.28749	.17058	9148	14.333	7.6000	.53023	.47807	.58333	.10965
4030	5.7566	3.5953	.62455	.56068	.23026	.08526	9153	8.2430	5.3643	.65077	.55033	.25138	.14362
4089	8.4131	5.3761	.63901	.54513	.26096	.14678	9156	6.8531	4.2674	.62270	.54453	.25191	.13259
4112	6.8883	4.4611	.64763	.57827	.27515	.14288	9193	6.7246	4.1927	.62348	.52447	.19808	.07935
4306	8.0155	4.8524	.60537	.53681	.28581	.16400	9265	6.1628	4.0050	.64987	.60512	.30293	.15936
4850	8.0746	5.0086	.62030	.51974	.23024	.11314	9569	5.2585	3.2419	.61650	.57858	.26673	.12767
4856	8.8315	5.4417	.61617	.50330	.23024	.14547	9686	7.0410	4.3030	.61114	.52418	.23683	.12642

Appendix 2–3.5. L-moments of storm duration defined by 24-hour minimum interevent time for hourly rainfall stations in eastern New Mexico.

[--, not available]

Station no.	Duration mean (hours)	Duration L-scale (hours)	Duration L-CV (dimensionless)	Duration L-skew (dimensionless)	Duration L-kurtosis (dimensionless)	Duration Tau5 (dimensionless)	Station no.	Duration mean (hours)	Duration L-scale (hours)	Duration L-CV (dimensionless)	Duration L-skew (dimensionless)	Duration L-kurtosis (dimensionless)	Duration Tau5 (dimensionless)
0199	10.866	6.7955	0.62541	0.48661	0.20308	0.11432	4860	13.474	8.5973	0.63805	0.51295	0.26042	0.17616
0205	9.2472	5.7064	.61710	.51668	.24531	.12998	4862	11.462	7.5508	.65878	.51357	.20001	.10107
0208	11.313	6.8793	.60809	.49749	.22701	.11384	5370	9.4466	6.0673	.64227	.53909	.26068	.15315
0404	13.773	8.4079	.61047	.43305	.16910	.13240	5651	8.3944	5.1525	.61381	.51849	.24089	.12280
0407	15.668	9.8699	.62995	.42491	.11058	.05793	5866	18.615	10.840	.58233	.45160	.26131	.18824
0600	8.7231	5.5560	.63693	.52804	.23212	.12040	6138	14.766	8.9406	.60549	.46068	.20459	.12485
0606	11.390	7.9351	.69669	.55680	.19772	.03314	6275	14.482	8.9773	.61990	.46073	.18947	.11330
0646	12.205	7.6049	.62309	.45695	.15412	.06479	6435	10.029	6.3531	.63346	.50990	.22353	.12566
1120	15.718	9.8582	.62719	.46306	.19409	.12641	6492	11.094	6.9092	.62276	.44818	.12699	.04858
1440	11.591	7.5016	.64721	.50353	.20531	.11271	6619	10.047	6.6422	.66114	.56529	.28695	.16575
1446	9.4462	5.9144	.62611	.53054	.24950	.10973	6659	9.8305	6.2036	.63106	.52313	.25070	.14401
1469	8.9175	5.7027	.63949	.53097	.23573	.11970	6797	13.773	8.1148	.58919	.43679	.18596	.11334
1475	8.1698	5.6785	.69506	.63285	.34250	.19668	6951	9.4093	5.8092	.61739	.51374	.25641	.15619
1480	--	--	--	--	--	--	7094	11.283	6.8898	.61064	.45437	.16794	.08969
1515	10.773	6.7909	.63034	.50152	.21715	.11658	7254	9.9636	6.3424	.63655	.50157	.19649	.09402
1807	8.3030	5.0317	.60601	.51407	.23601	.10675	7277	--	--	--	--	--	--
1840	8.9957	5.9896	.66583	.55525	.23365	.09805	7279	10.018	6.5490	.65375	.52078	.20137	.08507
1881	--	--	--	--	--	--	7283	15.455	9.9405	.64317	.49013	.20344	.10389
1887	11.721	7.2176	.61580	.47522	.19486	.09894	7604	--	--	--	--	--	--
1939	10.340	6.5145	.63004	.51293	.23519	.12750	7605	12.100	7.7895	.64376	.42950	.02186	-.11256
1950	8.9231	5.0369	.56448	.44914	.15583	.02405	7609	11.654	7.3941	.63450	.49697	.20455	.09931
1956	9.9474	6.0071	.60389	.50770	.25852	.12957	7610	10.955	7.0788	.64619	.51531	.22124	.11827
1961	10.114	5.5361	.54736	.39813	.15732	.04779	7638	11.653	7.3685	.63231	.47844	.17691	.08371
1963	10.386	6.7029	.64535	.52347	.23440	.12967	7649	15.042	9.2187	.61287	.44630	.17980	.11640
1982	9.2449	6.0980	.65961	.52929	.19287	.06908	7651	14.518	9.4796	.65295	.48697	.18169	.09455
2030	9.1950	5.9951	.65199	.53787	.22888	.10494	7735	17.069	10.417	.61031	.45635	.20154	.12867
2139	15.146	9.5143	.62816	.49070	.22995	.14073	7736	15.019	9.2755	.61759	.43992	.16563	.11084
2203	9.2780	6.0029	.64700	.52925	.22864	.12436	7738	17.121	10.543	.61581	.48893	.27012	.20949
2207	11.135	7.0263	.63101	.48092	.17683	.08277	8072	13.892	8.2441	.59345	.43092	.17402	.10882
2510	11.590	7.3435	.63359	.48145	.17929	.08248	8078	11.360	6.8522	.60318	.43701	.14670	.07692
2625	9.6626	5.8329	.60366	.49483	.21818	.10311	8084	8.5472	5.4318	.63551	.52259	.20999	.06991
2665	12.445	7.5424	.60606	.44745	.17239	.09592	8085	12.283	7.4299	.60489	.42636	.14018	.08431
2694	24.143	13.120	.54342	.38000	.21847	.17830	8187	11.635	7.5615	.64987	.52203	.22649	.10980
2700	11.476	7.4934	.65299	.50704	.19799	.10037	8358	8.3333	5.2232	.62678	.54360	.26353	.11280
3145	9.4253	5.8952	.62546	.52637	.25228	.13072	8501	11.107	7.0180	.63186	.49701	.20755	.10499
3242	19.895	11.877	.59700	.51499	.25982	.09821	8518	11.045	6.9058	.62523	.48037	.18743	.09404
3288	15.687	9.4386	.60168	.45674	.21254	.14699	8596	8.2098	5.3560	.65239	.54806	.23051	.10018
3374	12.135	7.2346	.59619	.45865	.18965	.09485	8788	17.130	9.9279	.57956	.38482	.13424	.09244
4026	--	--	--	--	--	--	8816	--	--	--	--	--	--
4028	7.5980	4.7102	.61993	.53196	.24560	.11925	9148	21.200	15.600	.73585	.78205	.93590	.78205
4030	6.7551	4.3114	.63825	.54878	.21531	.07347	9153	10.622	7.2606	.68351	.57982	.29181	.17257
4089	11.479	7.4924	.65272	.52805	.24462	.14362	9156	9.6177	6.1818	.64275	.52162	.22072	.10658
4112	9.0336	6.0731	.67227	.57607	.27355	.14359	9193	9.3772	6.1879	.65988	.54054	.22523	.10786
4306	11.209	6.9376	.61895	.49644	.22385	.11771	9265	8.5983	5.6972	.66259	.55619	.23467	.09929
4850	12.914	8.2722	.64058	.48967	.19746	.10844	9569	8.1648	5.2712	.64560	.53383	.21237	.08886
4856	12.012	7.6667	.63825	.51080	.24706	.16671	9686	9.2713	5.8609	.63215	.51403	.21978	.11125

Appendix 2–3.6. L-moments of storm duration defined by 48-hour minimum interevent time for hourly rainfall stations in eastern New Mexico.

[--, not available]

Station no.	Duration mean (hours)	Duration L-scale (hours)	Duration L-CV (dimen-sionless)	Duration L-skew (dimen-sionless)	Duration L-kurtosis (dimen-sionless)	Duration Tau5 (dimen-sionless)	Station no.	Duration mean (hours)	Duration L-scale (hours)	Duration L-CV (dimen-sionless)	Duration L-skew (dimen-sionless)	Duration L-kurtosis (dimen-sionless)	Duration Tau5 (dimen-sionless)
0199	19.501	12.839	0.65839	0.49814	0.21533	0.11872	4860	25.727	17.816	0.69250	0.55894	0.30724	0.21277
0205	17.497	11.605	.66324	.51651	.22261	.10076	4862	24.970	16.385	.65621	.46969	.18666	.11911
0208	19.593	12.639	.64506	.50900	.24265	.14265	5370	16.649	11.176	.67128	.51985	.21933	.10249
0404	29.060	19.082	.65665	.48867	.22790	.13938	5651	11.561	7.6099	.65826	.54707	.25947	.12598
0407	35.652	22.413	.62867	.43290	.17845	.11131	5866	39.318	21.614	.54971	.35995	.11653	.03014
0600	15.463	10.239	.66215	.50944	.21081	.10255	6138	29.516	18.660	.63218	.45686	.19105	.11221
0606	24.933	17.198	.68976	.49746	.17167	.07424	6275	29.592	19.173	.64791	.48645	.23789	.16303
0646	21.125	13.877	.65690	.48370	.19406	.10593	6435	17.774	11.944	.67199	.52839	.24604	.13745
1120	33.872	21.832	.64455	.46502	.20385	.12837	6492	19.459	12.478	.64126	.45974	.17867	.11119
1440	23.776	16.122	.67806	.51892	.24085	.14508	6619	18.628	12.776	.68588	.53088	.22248	.09811
1446	15.803	10.667	.67499	.54853	.25518	.11616	6659	17.571	11.445	.65132	.48495	.18379	.07698
1469	15.525	10.339	.66596	.51346	.20993	.09656	6797	27.236	17.481	.64183	.50771	.27267	.17786
1475	11.694	8.2934	.70921	.59137	.26066	.08967	6951	19.461	13.537	.69562	.57772	.31319	.18572
1480	--	--	--	--	--	--	7094	22.576	14.402	.63795	.45934	.18278	.10316
1515	21.791	14.458	.66349	.50641	.23231	.14403	7254	18.145	12.049	.66406	.49771	.19751	.09700
1807	13.076	8.5022	.65023	.52324	.22758	.09265	7277	--	--	--	--	--	--
1840	18.831	12.935	.68688	.51636	.19152	.07095	7279	21.798	14.705	.67461	.50064	.19847	.10010
1881	--	--	--	--	--	--	7283	32.511	20.871	.64198	.45046	.17487	.10703
1887	24.446	15.752	.64433	.47476	.19901	.11058	7604	--	--	--	--	--	--
1939	19.001	12.564	.66122	.50579	.21693	.10903	7605	17.056	11.631	.68193	.49536	.14217	.02501
1950	15.043	8.7984	.58487	.36863	.04634	-.03994	7609	21.311	13.917	.65304	.47965	.18642	.09611
1956	21.452	14.716	.68602	.56380	.31365	.20805	7610	18.896	12.375	.65490	.49275	.21414	.13311
1961	17.467	10.455	.59858	.40211	.11980	.04073	7638	22.726	14.638	.64412	.46092	.17948	.10654
1963	19.907	13.110	.65856	.48671	.19138	.09873	7649	32.668	20.759	.63545	.45437	.19835	.12975
1982	19.511	12.873	.65976	.46610	.15138	.07790	7651	32.128	20.970	.65271	.45616	.18120	.12713
2030	18.658	12.463	.66798	.49987	.19888	.10356	7735	30.594	19.598	.64060	.48164	.22942	.14563
2139	31.210	21.116	.67657	.54467	.30793	.21760	7736	32.327	20.790	.64312	.46272	.20529	.13478
2203	18.128	11.922	.65768	.48459	.18708	.10211	7738	24.898	15.612	.62702	.45260	.18696	.10487
2207	20.472	13.728	.67056	.50100	.19818	.09677	8072	26.071	16.135	.61890	.44349	.18580	.10528
2510	22.057	14.461	.65559	.47844	.18940	.10414	8078	19.634	12.596	.64155	.46177	.16669	.07318
2625	17.283	11.384	.65869	.52158	.23358	.11064	8084	12.146	7.3551	.60556	.40528	.07513	-.00858
2665	23.491	14.991	.63818	.46760	.19843	.11702	8085	23.628	14.932	.63195	.44413	.17109	.10106
2694	49.137	27.528	.56023	.36373	.16985	.13587	8187	23.287	16.088	.69088	.53839	.24313	.12365
2700	26.190	17.421	.66516	.48589	.20230	.12352	8358	14.283	9.9129	.69404	.57386	.26837	.10230
3145	16.187	11.188	.69117	.57503	.29359	.15365	8501	22.448	14.948	.66589	.50615	.22805	.13631
3242	26.529	16.316	.61502	.43488	.07867	-.09686	8518	21.046	13.672	.64962	.47882	.19724	.11298
3288	28.413	18.992	.66842	.53459	.28414	.17495	8596	17.217	11.738	.68175	.51903	.20421	.09215
3374	23.183	14.630	.63107	.46287	.19088	.10693	8788	32.458	19.624	.60457	.40544	.16112	.10874
4026	--	--	--	--	--	--	8816	--	--	--	--	--	--
4028	14.682	10.230	.69678	.57988	.28736	.14054	9148	--	--	--	--	--	--
4030	17.267	11.721	.67879	.50021	.16261	.04352	9153	28.097	18.939	.67406	.46623	.12520	.00891
4089	21.083	14.465	.68612	.53973	.25817	.14919	9156	17.973	12.014	.66845	.50499	.20293	.09856
4112	17.187	11.712	.68145	.53155	.23640	.13024	9193	20.068	13.224	.65896	.47533	.17457	.09745
4306	20.455	13.415	.65584	.50557	.22344	.11279	9265	16.104	11.517	.71517	.59030	.29580	.16617
4850	25.706	17.027	.66239	.49113	.21397	.13219	9569	14.765	10.134	.68637	.54205	.23286	.11382
4856	21.354	13.762	.64444	.47635	.21051	.13814	9686	17.386	11.446	.65831	.49464	.19412	.09004

Appendix 2–3.7. L-moments of storm duration defined by 72-hour minimum interevent time for hourly rainfall stations in eastern New Mexico.

[--, not available]

Station no.	Duration mean (hours)	Duration L-scale (hours)	Duration L-CV (dimensionless)	Duration L-skew (dimensionless)	Duration L-kurtosis (dimensionless)	Duration Tau5 (dimensionless)	Station no.	Duration mean (hours)	Duration L-scale (hours)	Duration L-CV (dimensionless)	Duration L-skew (dimensionless)	Duration L-kurtosis (dimensionless)	Duration Tau5 (dimensionless)
0199	32.427	22.326	0.68852	0.52519	0.24085	0.13047	4860	46.548	34.334	0.73759	0.59966	0.33255	0.20933
0205	28.210	19.128	.67804	.50732	.20803	.09692	4862	42.685	28.011	.65623	.45241	.16620	.09241
0208	31.629	21.870	.69144	.54954	.26993	.14073	5370	25.691	17.826	.69384	.53813	.24718	.13050
0404	63.896	40.529	.63429	.43269	.18369	.12727	5651	20.949	15.014	.71669	.59445	.30935	.16027
0407	57.148	35.277	.61730	.39496	.13184	.07620	5866	81.587	56.735	.69539	.57431	.32240	.18581
0600	25.809	17.671	.68468	.52145	.22844	.11737	6138	49.339	32.669	.66213	.50392	.25427	.16843
0606	41.216	27.862	.67599	.43211	.06567	-.03338	6275	45.834	30.381	.66284	.49548	.23853	.15149
0646	36.764	26.625	.72421	.57396	.28842	.16367	6435	28.586	19.775	.69176	.53118	.24008	.12400
1120	57.970	38.281	.66035	.48599	.23318	.15494	6492	29.292	18.880	.64456	.44134	.15590	.09657
1440	38.460	25.938	.67441	.49160	.20519	.10915	6619	30.763	21.515	.69938	.52720	.21918	.09899
1446	25.407	17.565	.69131	.53538	.23086	.09732	6659	27.074	18.156	.67061	.49462	.19777	.09714
1469	24.349	16.595	.68157	.51314	.21210	.10295	6797	43.674	28.128	.64405	.48688	.24659	.16643
1475	26.659	18.812	.70567	.52031	.17487	.02743	6951	32.678	22.244	.68070	.50714	.20995	.10112
1480	--	--	--	--	--	--	7094	37.635	24.242	.64413	.45486	.18453	.10934
1515	37.102	25.148	.67781	.50944	.23580	.14298	7254	30.887	21.112	.68352	.51055	.21883	.11461
1807	20.546	14.198	.69103	.56072	.27381	.13416	7277	--	--	--	--	--	--
1840	30.227	20.628	.68244	.49275	.18225	.08320	7279	39.330	26.697	.67880	.49299	.20603	.12156
1881	--	--	--	--	--	--	7283	56.175	35.808	.63744	.43673	.17381	.11453
1887	40.669	26.824	.65957	.48040	.20616	.12282	7604	--	--	--	--	--	--
1939	31.846	21.345	.67025	.49113	.19780	.09624	7605	32.067	22.762	.70983	.51883	.17605	.02928
1950	22.143	13.724	.61978	.39435	.07983	.02846	7609	33.892	23.150	.68307	.51958	.24339	.15029
1956	36.923	26.231	.71042	.57164	.32423	.24560	7610	29.180	19.518	.66887	.49746	.22167	.13749
1961	36.708	23.752	.64704	.44543	.13462	.03035	7638	37.208	25.301	.67998	.51115	.23704	.14159
1963	34.228	22.721	.66383	.47190	.17858	.09355	7649	53.592	35.119	.65531	.47820	.21919	.13521
1982	32.854	22.324	.67949	.49318	.20372	.12766	7651	53.187	36.118	.67907	.51795	.27885	.20591
2030	31.553	21.468	.68038	.49601	.19639	.10194	7735	47.688	32.137	.67390	.51511	.24888	.14143
2139	45.528	30.837	.67732	.52541	.27847	.17929	7736	53.189	34.833	.65489	.47188	.21216	.13285
2203	27.127	18.353	.67654	.50452	.22058	.13625	7738	40.637	28.621	.70429	.59877	.39095	.31256
2207	32.612	21.782	.66790	.47413	.17511	.09034	8072	45.129	28.460	.63063	.44122	.17967	.10465
2510	33.927	22.571	.66528	.48032	.19470	.10861	8078	34.551	23.303	.67443	.48979	.19060	.08479
2625	30.909	21.212	.68628	.52476	.22589	.09896	8084	24.732	16.760	.67766	.49703	.19843	.11754
2665	38.391	25.409	.66185	.49369	.22988	.14305	8085	38.819	25.049	.64527	.46318	.20671	.13697
2694	75.763	46.231	.61021	.46937	.23856	.11124	8187	33.513	22.523	.67204	.47585	.16199	.06345
2700	45.047	30.242	.67133	.48904	.21886	.14241	8358	20.449	15.125	.73965	.63115	.35323	.19625
3145	22.918	16.010	.69856	.55981	.27224	.14135	8501	38.183	25.960	.67989	.50030	.20947	.11116
3242	38.133	25.705	.67408	.52239	.17206	-.03688	8518	35.879	23.869	.66525	.49212	.22407	.14377
3288	49.757	33.461	.67249	.52901	.29699	.21334	8596	28.725	19.390	.67501	.47985	.16869	.08115
3374	37.487	24.787	.66122	.49713	.23494	.14714	8788	49.932	32.785	.65659	.48374	.23335	.15881
4026	--	--	--	--	--	--	8816	--	--	--	--	--	--
4028	25.793	18.393	.71311	.56526	.26775	.13450	9148	--	--	--	--	--	--
4030	25.962	17.735	.68312	.48821	.15729	.04478	9153	41.397	28.845	.69679	.50025	.17729	.06637
4089	34.269	24.184	.70570	.55141	.27195	.15996	9156	30.023	20.462	.68152	.50066	.19740	.09303
4112	26.918	18.469	.68615	.51101	.20494	.09122	9193	35.596	22.662	.63666	.40845	.10996	.05901
4306	35.613	23.699	.66545	.48246	.18636	.08362	9265	23.857	16.972	.71139	.55508	.25073	.12835
4850	43.721	29.339	.67105	.49217	.22332	.14775	9569	27.355	18.960	.69313	.52140	.22110	.11595
4856	39.083	26.856	.68716	.53162	.26104	.14857	9686	28.026	19.203	.68519	.51841	.22445	.11453

Appendix 2–4.1. Empirical distribution of storm depth defined by 6-hour minimum interevent time for hourly rainfall stations in eastern New Mexico.

[--, not available]

Station no.	Depth (inches) 1st percentile	2nd percentile	10th percentile	25th percentile	50th percentile (median)	75th percentile	90th percentile	98th percentile	99th percentile
0199	0.02	0.02	0.05	0.10	0.15	0.30	0.61	1.26	1.50
0205	.01	.01	.02	.05	.12	.30	.62	1.45	2.22
0208	.02	.02	.03	.06	.13	.28	.51	.84	1.14
0404	.10	.10	.10	.10	.10	.30	.60	1.40	2.63
0407	.10	.10	.10	.10	.10	.30	.50	1.02	1.50
0600	.01	.02	.04	.10	.10	.30	.69	1.60	2.31
0606	--	.02	.04	.10	.20	.34	.61	1.18	--
0646	.02	.02	.04	.07	.16	.35	.68	1.57	1.95
1120	.02	.02	.06	.10	.19	.40	.71	1.42	1.80
1440	.03	.04	.10	.10	.10	.30	.60	1.30	1.60
1446	.02	.02	.04	.06	.17	.44	.86	1.77	2.16
1469	.02	.02	.05	.10	.13	.39	.80	1.99	2.50
1475	--	.01	.02	.04	.09	.31	.89	2.44	--
1480	--	--	--	--	.32	--	--	--	--
1515	.01	.02	.03	.08	.10	.30	.54	1.09	1.30
1807	.02	.02	.03	.05	.15	.33	.59	1.13	1.39
1840	.10	.10	.10	.10	.20	.30	.70	1.73	3.02
1881	--	--	--	.01	.08	.17	--	--	--
1887	.01	.01	.01	.03	.10	.26	.60	1.51	2.04
1939	.01	.02	.05	.10	.17	.40	.83	1.80	2.39
1950	--	--	.04	.08	.24	.59	.94	--	--
1956	--	--	.03	.05	.15	.30	.59	--	--
1961	--	--	.02	.05	.10	.47	1.02	--	--
1963	.02	.02	.05	.10	.12	.36	.80	1.76	2.30
1982	.10	.10	.10	.10	.10	.30	.50	1.10	1.30
2030	.01	.02	.05	.10	.12	.30	.70	1.51	1.96
2139	.01	.02	.03	.06	.13	.32	.60	1.38	1.96
2203	.10	.10	.10	.10	.20	.40	.80	2.43	2.80
2207	.02	.03	.08	.10	.20	.42	.80	1.70	1.90
2510	.02	.02	.05	.10	.12	.32	.60	1.39	1.80
2625	.01	.02	.03	.05	.11	.29	.69	1.61	2.15
2665	.02	.02	.04	.09	.12	.30	.62	1.25	1.60
2694	.01	.01	.02	.04	.12	.30	.55	1.25	1.79
2700	.02	.02	.06	.10	.10	.20	.40	.89	1.10
3145	.01	.02	.03	.05	.11	.30	.65	1.54	1.88
3242	--	--	.10	.14	.20	.54	1.00	--	--
3288	.02	.02	.04	.06	.17	.34	.75	1.20	1.36
3374	.01	.01	.02	.04	.09	.21	.50	1.18	1.41
4026	--	--	--	--	.07	--	--	--	--
4028	.01	.01	.02	.05	.12	.36	.78	2.05	2.29
4030	.10	.10	.10	.10	.10	.40	.82	1.62	2.37
4089	.01	.02	.04	.10	.10	.30	.69	1.50	1.74
4112	.03	.04	.10	.10	.12	.36	.74	1.80	2.56
4306	.01	.02	.03	.05	.12	.30	.58	1.28	1.57
4850	.01	.02	.03	.08	.10	.30	.57	1.30	1.90
4856	.01	.01	.02	.05	.10	.30	.60	1.53	2.04
4860	0.01	0.01	0.03	0.05	0.10	0.27	0.66	1.85	2.28
4862	.10	.10	.10	.10	.10	.30	.70	1.40	1.70
5370	.02	.02	.05	.10	.16	.40	.80	1.74	2.50
5651	.01	.02	.04	.06	.15	.30	.68	1.39	1.80
5866	.02	.02	.03	.06	.16	.45	.83	1.76	2.42
6138	.01	.02	.03	.05	.12	.29	.57	1.32	1.90
6275	.01	.02	.04	.10	.11	.30	.60	1.30	1.60
6435	.01	.02	.04	.09	.11	.30	.60	1.36	1.80
6492	.01	.01	.02	.03	.09	.20	.41	1.09	2.12
6619	.02	.02	.04	.08	.18	.40	.82	1.88	2.30
6659	.02	.02	.04	.10	.16	.40	.88	2.09	3.00
6797	.01	.01	.03	.05	.10	.23	.46	1.24	1.72
6951	.01	.01	.03	.05	.12	.36	.71	1.42	2.16
7094	.02	.02	.05	.10	.10	.30	.55	1.10	1.40
7254	.01	.02	.05	.10	.10	.30	.60	1.40	2.00
7277	--	--	--	--	.23	--	--	--	--
7279	.02	.03	.10	.10	.10	.30	.60	1.20	1.60
7283	.01	.01	.01	.02	.07	.21	.50	1.22	1.72
7604	--	--	--	.01	.13	.38	--	--	--
7605	--	--	.10	.10	.10	.30	.78	--	--
7609	.01	.01	.01	.02	.08	.25	.56	1.40	1.94
7610	.01	.01	.02	.07	.10	.30	.70	1.80	2.58
7638	.02	.02	.05	.10	.14	.34	.70	1.40	1.80
7649	.01	.02	.03	.09	.13	.35	.67	1.30	1.60
7651	.10	.10	.10	.10	.20	.40	.70	1.39	1.84
7735	.02	.02	.04	.07	.16	.37	.73	1.58	1.87
7736	.02	.03	.10	.10	.20	.40	.80	1.62	2.10
7738	.01	.01	.03	.06	.16	.41	.89	1.61	2.35
8072	.01	.01	.02	.05	.10	.25	.50	1.10	1.46
8078	.01	.01	.02	.04	.10	.21	.44	1.01	1.30
8084	--	.01	.04	.08	.14	.26	.43	1.36	--
8085	.01	.02	.04	.10	.10	.26	.50	1.07	1.30
8187	.02	.02	.03	.06	.15	.35	.73	1.79	2.30
8358	--	.01	.03	.06	.12	.30	.65	1.84	--
8501	.01	.02	.03	.08	.12	.30	.67	1.40	1.80
8518	.01	.02	.03	.06	.10	.24	.50	1.20	1.40
8596	.04	.10	.10	.10	.12	.40	.70	1.90	2.20
8788	.01	.02	.04	.07	.17	.36	.68	1.31	1.68
8816	--	--	--	--	.04	--	--	--	--
9148	--	--	--	.03	.13	.14	--	--	--
9153	.01	.01	.02	.04	.15	.39	.84	1.88	3.24
9156	.01	.02	.05	.10	.16	.40	.80	1.60	2.08
9193	.04	.08	.10	.10	.10	.30	.60	1.20	1.64
9265	.01	.02	.10	.10	.11	.35	.70	1.90	2.86
9569	.10	.10	.10	.10	.20	.40	.80	1.51	2.00
9686	.01	.02	.03	.08	.10	.29	.50	1.11	1.30

Appendix 2–4.2. Empirical distribution of storm depth defined by 8-hour minimum interevent time for hourly rainfall stations in eastern New Mexico.

[--, not available]

	Depth (inches)																		
Station no.	1st percentile	2nd percentile	10th percentile	25th percentile	50th percentile (median)	75th percentile	90th percentile	98th percentile	99th percentile	Station no.	1st percentile	2nd percentile	10th percentile	25th percentile	50th percentile (median)	75th percentile	90th percentile	98th percentile	99th percentile
0199	0.02	0.02	0.05	0.10	0.18	0.36	0.70	1.34	1.62	4860	0.01	0.01	0.03	0.05	0.10	0.27	0.79	1.89	2.31
0205	.01	.01	.03	.05	.13	.30	.64	1.47	2.27	4862	.10	.10	.10	.10	.20	.40	.70	1.49	1.80
0208	.02	.02	.03	.06	.13	.29	.53	.85	1.25	5370	.02	.03	.06	.10	.20	.40	.88	1.81	2.62
0404	.10	.10	.10	.10	.20	.35	.72	1.40	2.88	5651	.02	.02	.05	.06	.15	.32	.71	1.40	1.84
0407	.10	.10	.10	.10	.10	.30	.50	1.20	1.50	5866	.02	.02	.04	.06	.17	.47	.88	1.81	2.52
0600	.02	.02	.04	.10	.11	.30	.70	1.70	2.37	6138	.02	.02	.03	.05	.14	.32	.63	1.45	1.99
0606	--	.03	.04	.10	.20	.35	.62	1.18	--	6275	.02	.02	.04	.10	.13	.30	.66	1.35	1.71
0646	.02	.02	.04	.09	.19	.37	.72	1.59	2.02	6435	.01	.02	.04	.09	.12	.30	.61	1.45	1.99
1120	.02	.02	.07	.10	.20	.40	.80	1.54	1.87	6492	.01	.01	.02	.04	.09	.22	.44	1.09	2.28
1440	.03	.04	.10	.10	.17	.30	.61	1.30	1.60	6619	.02	.02	.04	.08	.18	.41	.85	1.95	2.30
1446	.02	.02	.04	.07	.18	.47	.89	1.84	2.32	6659	.02	.02	.05	.10	.18	.41	.90	2.15	3.29
1469	.02	.02	.05	.10	.15	.40	.80	2.02	2.57	6797	.01	.01	.03	.05	.12	.24	.47	1.27	1.83
1475	--	.01	.02	.04	.09	.31	.89	2.44	--	6951	.01	.01	.03	.05	.12	.40	.72	1.48	2.24
1480	--	--	--	--	.32	--	--	--	--	7094	.02	.02	.05	.10	.12	.30	.60	1.19	1.41
1515	.01	.02	.03	.08	.10	.30	.60	1.12	1.39	7254	.02	.02	.05	.10	.11	.30	.67	1.44	2.00
1807	.02	.02	.03	.05	.15	.33	.61	1.13	1.40	7277	--	--	--	--	.23	--	--	--	--
1840	.10	.10	.10	.10	.20	.40	.80	1.80	3.19	7279	.03	.04	.10	.10	.14	.30	.60	1.30	1.76
1881	--	--	--	.04	.08	.21	--	--	--	7283	.01	.01	.01	.02	.07	.22	.52	1.29	1.74
1887	.01	.01	.01	.03	.10	.28	.63	1.64	2.17	7604	--	--	--	.01	.13	.38	--	--	--
1939	.01	.02	.05	.10	.20	.41	.90	1.84	2.49	7605	--	--	.10	.10	.15	.40	.79	--	--
1950	--	--	.04	.08	.27	.63	.99	--	--	7609	.01	.01	.01	.03	.08	.26	.59	1.42	1.98
1956	--	--	.03	.06	.15	.30	.64	--	--	7610	.01	.01	.02	.07	.10	.33	.76	1.93	2.64
1961	--	--	.01	.05	.10	.51	1.06	--	--	7638	.02	.03	.06	.10	.16	.37	.75	1.53	1.93
1963	.02	.02	.05	.10	.15	.40	.80	1.86	2.41	7649	.01	.02	.04	.10	.15	.39	.70	1.40	1.70
1982	.10	.10	.10	.10	.10	.30	.50	1.10	1.40	7651	.10	.10	.10	.10	.20	.40	.80	1.50	1.96
2030	.01	.02	.05	.10	.14	.36	.70	1.60	2.00	7735	.02	.02	.04	.08	.18	.40	.78	1.61	1.88
2139	.01	.02	.03	.06	.13	.33	.61	1.40	1.98	7736	.03	.03	.10	.10	.20	.41	.90	1.76	2.10
2203	.10	.10	.10	.10	.20	.40	.80	2.50	2.84	7738	.01	.01	.03	.07	.19	.47	.95	1.66	2.37
2207	.02	.03	.09	.10	.20	.42	.80	1.83	2.15	8072	.01	.01	.03	.05	.11	.26	.53	1.22	1.57
2510	.02	.03	.05	.10	.14	.36	.70	1.50	1.81	8078	.01	.01	.02	.05	.10	.22	.45	1.02	1.32
2625	.02	.02	.03	.05	.12	.30	.70	1.63	2.23	8084	--	.01	.04	.08	.15	.28	.44	1.36	--
2665	.02	.02	.05	.10	.14	.32	.65	1.30	1.66	8085	.02	.02	.05	.10	.10	.30	.59	1.10	1.46
2694	.01	.01	.03	.05	.15	.35	.64	1.44	2.41	8187	.02	.02	.04	.06	.15	.36	.78	1.92	2.30
2700	.02	.03	.06	.10	.10	.20	.45	.90	1.20	8358	--	.02	.04	.06	.14	.32	.65	1.88	--
3145	.02	.02	.03	.06	.12	.30	.70	1.54	2.04	8501	.01	.02	.04	.08	.14	.34	.70	1.50	1.92
3242	--	--	.10	.15	.20	.55	1.01	--	--	8518	.01	.02	.03	.06	.10	.27	.55	1.21	1.42
3288	.02	.02	.04	.07	.18	.36	.75	1.25	1.86	8596	.07	.10	.10	.10	.20	.40	.80	2.00	2.30
3374	.01	.02	.02	.04	.10	.23	.52	1.19	1.44	8788	.01	.02	.04	.08	.20	.40	.73	1.32	1.76
4026	--	--	--	--	.07	--	--	--	--	8816	--	--	--	--	.04	--	--	--	--
4028	.01	.01	.02	.05	.13	.37	.80	2.10	2.38	9148	--	--	--	.02	.13	.20	--	--	--
4030	.10	.10	.10	.10	.20	.40	.90	1.64	2.48	9153	.01	.01	.02	.04	.15	.39	.86	1.89	3.26
4089	.02	.02	.05	.10	.12	.34	.70	1.52	1.82	9156	.01	.02	.05	.10	.18	.40	.80	1.62	2.17
4112	.03	.04	.10	.10	.19	.40	.80	1.80	2.72	9193	.04	.08	.10	.10	.10	.30	.60	1.30	1.78
4306	.01	.02	.03	.05	.12	.31	.60	1.28	1.60	9265	.01	.02	.10	.10	.16	.40	.80	1.90	3.00
4850	.01	.02	.03	.09	.11	.30	.60	1.51	2.08	9569	.10	.10	.10	.10	.20	.40	.80	1.56	2.10
4856	.01	.01	.02	.05	.11	.31	.64	1.60	2.11	9686	.01	.02	.03	.08	.10	.30	.52	1.18	1.38

Appendix 2–4.3. Empirical distribution of storm depth defined by 12-hour minimum interevent time for hourly rainfall stations in eastern New Mexico.

[--, not available]

	Depth (inches)																		
Station no.	1st percentile	2nd percentile	10th percentile	25th percentile	50th percentile (median)	75th percentile	90th percentile	98th percentile	99th percentile	Station no.	1st percentile	2nd percentile	10th percentile	25th percentile	50th percentile (median)	75th percentile	90th percentile	98th percentile	99th percentile
0199	0.02	0.02	0.05	0.10	0.20	0.40	0.70	1.50	1.73	4860	0.01	0.01	0.03	0.05	0.11	0.29	0.82	2.03	2.53
0205	.01	.01	.03	.05	.14	.33	.69	1.56	2.24	4862	.10	.10	.10	.10	.20	.40	.80	1.67	1.90
0208	.02	.03	.04	.07	.15	.32	.56	.86	1.57	5370	.02	.03	.06	.10	.20	.45	.92	1.94	3.33
0404	.10	.10	.10	.10	.20	.40	.80	1.90	3.47	5651	.02	.02	.05	.06	.15	.37	.72	1.82	2.46
0407	.10	.10	.10	.10	.20	.30	.70	1.40	1.70	5866	.02	.02	.04	.07	.23	.50	1.04	1.82	2.65
0600	.02	.02	.05	.10	.14	.36	.78	1.76	2.70	6138	.02	.02	.03	.06	.15	.35	.69	1.55	2.20
0606	--	.02	.05	.12	.20	.38	.66	1.29	--	6275	.02	.02	.05	.10	.15	.35	.70	1.40	1.88
0646	.02	.03	.05	.10	.20	.40	.75	1.71	2.19	6435	.01	.02	.04	.10	.15	.35	.69	1.60	2.00
1120	.02	.03	.08	.10	.20	.48	.90	1.70	2.10	6492	.01	.01	.02	.05	.10	.25	.45	1.17	2.37
1440	.03	.04	.10	.10	.20	.40	.70	1.49	1.88	6619	.02	.02	.05	.09	.20	.42	.88	1.95	2.30
1446	.02	.02	.05	.07	.20	.50	.94	1.93	2.61	6659	.02	.02	.05	.10	.20	.49	.99	2.20	3.42
1469	.02	.02	.05	.10	.20	.40	.90	2.24	2.89	6797	.01	.01	.03	.06	.13	.26	.54	1.51	1.84
1475	--	.01	.02	.04	.09	.32	.94	2.95	--	6951	.01	.02	.03	.05	.12	.40	.82	1.49	2.31
1480	--	--	--	--	.32	--	--	--	--	7094	.02	.03	.05	.10	.15	.31	.63	1.25	1.50
1515	.01	.02	.04	.09	.12	.31	.60	1.20	1.50	7254	.02	.02	.05	.10	.14	.30	.70	1.60	2.20
1807	.02	.02	.03	.05	.15	.35	.64	1.20	1.53	7277	--	--	--	--	.23	--	--	--	--
1840	.10	.10	.10	.10	.20	.40	.90	1.88	3.28	7279	.03	.04	.10	.10	.20	.40	.70	1.40	1.79
1881	--	--	--	--	.08	--	--	--	--	7283	.01	.01	.01	.03	.08	.25	.55	1.38	1.84
1887	.01	.01	.01	.03	.11	.30	.66	1.83	2.26	7604	--	--	--	.01	.13	.38	--	--	--
1939	.02	.02	.05	.10	.20	.48	.92	2.05	2.84	7605	--	--	.10	.10	.20	.45	.90	--	--
1950	--	--	.07	.15	.30	.66	1.19	--	--	7609	.01	.01	.01	.03	.09	.28	.65	1.61	2.23
1956	--	--	.03	.05	.15	.33	.66	--	--	7610	.01	.01	.02	.08	.13	.40	.80	2.09	2.84
1961	--	--	.04	.05	.10	.52	1.10	--	--	7638	.02	.03	.06	.10	.19	.40	.83	1.70	2.05
1963	.02	.02	.05	.10	.18	.40	.90	1.94	2.61	7649	.01	.02	.04	.10	.19	.40	.80	1.59	1.90
1982	.10	.10	.10	.10	.10	.30	.60	1.28	1.60	7651	.10	.10	.10	.10	.20	.50	.83	1.70	2.07
2030	.01	.02	.05	.10	.17	.40	.80	1.70	2.18	7735	.02	.02	.05	.09	.20	.45	.85	1.76	2.23
2139	.01	.02	.04	.07	.15	.36	.62	1.43	2.05	7736	.03	.05	.10	.10	.20	.50	.95	1.91	2.51
2203	.10	.10	.10	.10	.20	.50	.90	2.60	3.10	7738	.01	.01	.03	.07	.20	.49	1.05	2.04	2.40
2207	.02	.03	.09	.10	.20	.50	.86	1.90	2.66	8072	.01	.01	.03	.05	.12	.29	.61	1.33	1.60
2510	.02	.03	.06	.10	.16	.40	.72	1.57	2.05	8078	.01	.01	.02	.05	.11	.24	.48	1.16	1.42
2625	.02	.02	.03	.05	.14	.34	.80	1.66	2.36	8084	--	.01	.04	.08	.15	.28	.44	1.36	--
2665	.02	.02	.05	.10	.16	.37	.70	1.42	1.72	8085	.02	.02	.05	.10	.12	.30	.60	1.24	1.53
2694	.02	.02	.03	.05	.19	.43	.72	1.45	2.89	8187	.02	.02	.04	.06	.17	.39	.85	2.05	2.35
2700	.02	.03	.07	.10	.10	.27	.50	1.00	1.28	8358	--	.02	.04	.06	.15	.33	.72	1.93	--
3145	.02	.02	.04	.06	.14	.32	.71	1.80	2.08	8501	.02	.02	.04	.09	.15	.38	.75	1.60	1.98
3242	--	--	.10	.15	.20	.55	1.01	--	--	8518	.02	.02	.03	.07	.10	.30	.60	1.30	1.56
3288	.01	.02	.04	.07	.20	.43	.81	1.65	2.35	8596	.07	.10	.10	.10	.20	.40	.80	2.00	2.29
3374	.01	.02	.03	.05	.10	.25	.55	1.23	1.56	8788	.01	.02	.04	.09	.20	.42	.77	1.38	1.77
4026	--	--	--	--	.07	--	--	--	--	8816	--	--	--	--	.04	--	--	--	--
4028	.01	.01	.02	.05	.13	.38	.84	2.20	2.55	9148	--	--	--	.02	.13	.20	--	--	--
4030	.10	.10	.10	.10	.20	.50	1.00	1.66	2.69	9153	.01	.02	.02	.06	.15	.41	.94	2.03	3.49
4089	.02	.02	.05	.10	.15	.40	.79	1.64	2.27	9156	.01	.02	.06	.10	.20	.42	.90	1.80	2.40
4112	.03	.05	.10	.10	.20	.40	.80	1.90	2.90	9193	.05	.10	.10	.10	.20	.30	.70	1.52	1.86
4306	.01	.02	.03	.05	.12	.32	.64	1.36	1.60	9265	.01	.02	.10	.10	.20	.40	.80	2.39	3.20
4850	.01	.02	.04	.10	.14	.32	.69	1.65	2.11	9569	.10	.10	.10	.10	.20	.40	.90	1.83	2.23
4856	.01	.02	.03	.05	.12	.32	.71	1.70	2.21	9686	.02	.02	.04	.08	.11	.30	.60	1.20	1.44

Appendix 2–4.4. Empirical distribution of storm depth defined by 18-hour minimum interevent time for hourly rainfall stations in eastern New Mexico.

[--, not available]

	Depth (inches)																		
Station no.	1st percentile	2nd percentile	10th percentile	25th percentile	50th percentile (median)	75th percentile	90th percentile	98th percentile	99th percentile	Station no.	1st percentile	2nd percentile	10th percentile	25th percentile	50th percentile (median)	75th percentile	90th percentile	98th percentile	99th percentile
0199	0.02	0.03	0.06	0.10	0.20	0.40	0.80	1.67	1.97	4860	0.01	0.02	0.04	0.06	0.12	0.34	0.93	2.21	2.57
0205	.01	.01	.03	.05	.15	.35	.74	1.87	2.43	4862	.10	.10	.10	.10	.20	.40	.90	1.90	2.31
0208	.02	.03	.04	.08	.16	.34	.60	1.00	1.81	5370	.02	.03	.07	.10	.20	.50	1.00	2.20	3.99
0404	.10	.10	.10	.10	.20	.50	.90	2.44	3.50	5651	.01	.02	.05	.06	.18	.40	.72	1.83	2.54
0407	.10	.10	.10	.10	.20	.40	.80	1.53	2.09	5866	.02	.02	.03	.07	.24	.54	1.28	1.97	2.79
0600	.02	.02	.05	.10	.17	.40	.80	2.00	2.86	6138	.02	.02	.03	.07	.17	.39	.79	1.64	2.25
0606	--	.02	.05	.12	.20	.40	.67	1.30	--	6275	.02	.03	.05	.10	.20	.40	.80	1.60	2.10
0646	.02	.03	.05	.10	.20	.45	.80	1.83	2.27	6435	.02	.02	.05	.10	.17	.40	.70	1.76	2.20
1120	.03	.03	.09	.10	.22	.50	1.00	1.90	2.39	6492	.01	.01	.02	.05	.12	.28	.51	1.65	2.42
1440	.03	.04	.10	.10	.20	.40	.80	1.70	2.00	6619	.02	.02	.05	.10	.20	.44	.93	1.96	2.30
1446	.02	.02	.05	.09	.21	.54	.98	2.05	2.93	6659	.02	.02	.05	.10	.20	.50	1.05	2.65	3.58
1469	.02	.02	.05	.10	.20	.47	.95	2.30	3.00	6797	.01	.01	.03	.06	.15	.30	.60	1.62	1.91
1475	--	.01	.02	.04	.08	.33	1.04	3.10	--	6951	.01	.02	.03	.05	.15	.43	.85	1.53	2.40
1480	--	--	--	--	.32	--	--	--	--	7094	.02	.03	.05	.10	.18	.40	.70	1.40	1.70
1515	.02	.02	.04	.10	.15	.39	.67	1.30	1.64	7254	.02	.03	.06	.10	.18	.37	.80	1.70	2.40
1807	.02	.02	.03	.05	.15	.36	.69	1.46	1.69	7277	--	--	--	--	.23	--	--	--	--
1840	.10	.10	.10	.10	.20	.40	.90	1.95	3.35	7279	.03	.04	.10	.10	.20	.40	.80	1.60	1.96
1881	--	--	--	--	.08	--	--	--	--	7283	.01	.01	.01	.03	.09	.28	.62	1.50	1.88
1887	.01	.01	.02	.04	.12	.33	.72	1.89	2.44	7604	--	--	--	.01	.23	.45	--	--	--
1939	.02	.02	.05	.10	.20	.50	1.02	2.15	2.94	7605	--	--	.10	.10	.20	.60	.90	--	--
1950	--	--	.07	.15	.30	.66	1.19	--	--	7609	.01	.01	.01	.03	.10	.31	.72	1.76	2.62
1956	--	--	.03	.06	.15	.42	.73	--	--	7610	.01	.01	.02	.10	.16	.40	.90	2.30	2.97
1961	--	--	.04	.07	.20	.54	1.16	--	--	7638	.02	.03	.06	.10	.20	.45	.90	1.90	2.25
1963	.02	.02	.05	.10	.20	.50	1.00	2.24	2.84	7649	.01	.02	.04	.10	.20	.48	.90	1.71	2.18
1982	.10	.10	.10	.10	.20	.40	.70	1.40	1.84	7651	.10	.10	.10	.10	.20	.60	1.05	1.95	2.38
2030	.01	.02	.05	.10	.20	.40	.80	1.80	2.50	7735	.02	.02	.05	.10	.22	.51	.99	1.88	2.45
2139	--	.02	.04	.07	.17	.42	.71	1.73	--	7736	.03	.06	.10	.10	.30	.60	1.10	2.17	2.80
2203	.10	.10	.10	.10	.20	.50	1.00	2.68	3.45	7738	.01	.02	.05	.10	.24	.59	1.28	2.35	2.46
2207	.03	.04	.10	.10	.20	.50	1.02	1.93	2.89	8072	.01	.01	.03	.06	.14	.32	.68	1.41	1.63
2510	.02	.03	.06	.10	.20	.41	.80	1.80	2.32	8078	.01	.01	.02	.05	.12	.25	.51	1.35	2.02
2625	.01	.02	.03	.06	.14	.35	.80	1.79	2.76	8084	--	.01	.05	.08	.15	.29	.60	1.55	--
2665	.02	.03	.05	.10	.20	.40	.80	1.60	1.90	8085	.02	.02	.05	.10	.16	.35	.69	1.46	1.69
2694	.02	.02	.03	.07	.20	.49	.85	1.53	3.33	8187	.02	.02	.04	.07	.18	.40	.93	2.14	2.42
2700	.02	.03	.07	.10	.10	.30	.56	1.17	1.41	8358	--	.02	.04	.08	.15	.34	.78	2.37	--
3145	.02	.02	.04	.06	.15	.35	.78	1.80	2.24	8501	.02	.02	.04	.10	.18	.40	.81	1.70	2.07
3242	--	--	.10	.18	.31	.84	1.58	--	--	8518	.02	.02	.04	.07	.12	.32	.65	1.41	1.74
3288	.01	.02	.04	.08	.20	.46	.92	1.78	2.40	8596	.07	.10	.10	.10	.20	.50	.90	2.10	2.67
3374	.01	.02	.03	.05	.11	.28	.63	1.29	1.65	8788	.02	.02	.05	.10	.22	.50	.93	1.59	1.92
4026	--	--	--	--	.07	--	--	--	--	8816	--	--	--	--	.04	--	--	--	--
4028	.01	.01	.03	.05	.14	.41	.90	2.23	2.59	9148	--	--	--	.04	.14	.22	--	--	--
4030	.10	.10	.10	.10	.20	.50	1.10	1.69	2.91	9153	.02	.02	.03	.09	.16	.46	1.01	2.04	3.69
4089	.02	.02	.05	.10	.20	.42	.86	1.80	2.39	9156	.01	.02	.07	.10	.20	.50	.99	1.94	2.50
4112	.03	.05	.10	.10	.20	.50	.94	2.05	3.06	9193	.06	.10	.10	.10	.20	.40	.70	1.60	2.00
4306	.01	.02	.03	.05	.12	.33	.69	1.72	1.97	9265	.02	.02	.10	.10	.20	.40	.90	2.80	3.68
4850	.01	.02	.04	.10	.16	.39	.78	1.82	2.30	9569	.10	.10	.10	.10	.20	.50	1.00	2.00	2.40
4856	.01	.02	.03	.05	.13	.40	.75	1.92	2.40	9686	.02	.02	.04	.09	.13	.35	.61	1.30	1.60

Appendix 2–4.5. Empirical distribution of storm depth defined by 24-hour minimum interevent time for hourly rainfall stations in eastern New Mexico.

[--, not available]

	Depth (inches)																		
Station no.	1st percentile	2nd percentile	10th percentile	25th percentile	50th percentile (median)	75th percentile	90th percentile	98th percentile	99th percentile	Station no.	1st percentile	2nd percentile	10th percentile	25th percentile	50th percentile (median)	75th percentile	90th percentile	98th percentile	99th percentile
0199	0.02	0.03	0.07	0.10	0.20	0.46	0.91	1.71	2.10	4860	--	0.02	0.04	0.07	0.16	0.48	0.97	2.38	--
0205	.01	.01	.03	.06	.16	.38	.78	1.90	2.52	4862	0.10	.10	.10	.10	.20	.50	1.00	2.30	2.53
0208	.03	.03	.05	.08	.17	.39	.70	1.08	1.95	5370	.02	.03	.07	.10	.22	.50	1.10	2.50	4.45
0404	.10	.10	.10	.10	.30	.50	1.03	2.91	3.82	5651	.01	.02	.05	.07	.20	.41	.73	1.93	2.58
0407	.10	.10	.10	.10	.20	.50	1.10	1.84	2.30	5866	--	.03	.05	.09	.30	.73	1.58	2.36	--
0600	.02	.02	.05	.10	.19	.41	.90	2.12	3.00	6138	.02	.02	.04	.08	.20	.44	.90	1.82	2.87
0606	--	.03	.06	.15	.22	.60	.78	1.52	--	6275	.02	.03	.05	.10	.20	.47	.97	1.96	2.70
0646	.02	.03	.05	.10	.25	.52	1.00	1.85	2.38	6435	.02	.02	.05	.10	.20	.40	.80	1.90	2.40
1120	.03	.04	.10	.10	.30	.60	1.18	2.38	2.73	6492	.01	.01	.03	.05	.14	.30	.60	1.71	2.52
1440	.03	.04	.10	.10	.20	.50	1.00	1.90	2.20	6619	.02	.03	.05	.10	.24	.52	.98	2.31	2.75
1446	.02	.02	.05	.10	.24	.57	1.02	2.16	3.21	6659	.02	.02	.05	.10	.20	.53	1.20	2.95	4.12
1469	.02	.02	.05	.10	.20	.50	1.00	2.41	3.30	6797	.01	.02	.03	.07	.16	.36	.70	1.65	2.04
1475	--	.01	.02	.04	.09	.38	1.07	3.11	--	6951	.01	.01	.03	.06	.18	.47	.90	1.86	2.51
1480	--	--	--	--	.32	--	--	--	--	7094	.02	.03	.05	.10	.20	.40	.80	1.60	1.88
1515	.02	.02	.04	.10	.20	.40	.71	1.42	1.92	7254	.02	.03	.06	.10	.20	.40	.90	2.00	2.42
1807	.02	.02	.03	.05	.17	.43	.72	1.50	1.69	7277	--	--	--	--	.23	--	--	--	--
1840	.10	.10	.10	.10	.20	.50	1.10	2.45	3.44	7279	.03	.04	.10	.10	.20	.50	.90	1.75	2.20
1881	--	--	--	--	.08	--	--	--	--	7283	.01	.01	.01	.03	.11	.34	.86	1.85	2.21
1887	.01	.01	.02	.04	.13	.37	.85	2.13	2.86	7604	--	--	--	.01	.23	.45	--	--	--
1939	.02	.02	.05	.10	.21	.57	1.14	2.50	3.30	7605	--	--	.10	.10	.30	.68	1.08	--	--
1950	--	--	.07	.14	.29	.67	1.55	--	--	7609	.01	.01	.01	.03	.11	.34	.77	1.93	2.84
1956	--	--	.04	.07	.17	.44	.75	--	--	7610	.01	.01	.03	.10	.19	.48	1.03	2.43	3.24
1961	--	--	.04	.07	.20	.54	1.16	--	--	7638	.02	.03	.08	.10	.20	.50	1.08	2.10	2.33
1963	.02	.02	.06	.10	.20	.50	1.14	2.40	3.04	7649	.02	.02	.05	.10	.23	.55	1.02	2.02	2.48
1982	.10	.10	.10	.10	.20	.40	.80	1.60	2.00	7651	.10	.10	.10	.10	.30	.70	1.20	2.40	3.23
2030	.02	.02	.06	.10	.20	.50	.98	2.10	2.70	7735	.02	.03	.05	.10	.25	.64	1.15	2.31	2.80
2139	--	.02	.05	.10	.21	.49	.76	1.96	--	7736	.05	.08	.10	.10	.30	.70	1.30	2.50	3.42
2203	.10	.10	.10	.10	.20	.60	1.10	2.80	3.69	7738	.01	.02	.05	.10	.29	.77	1.32	2.44	3.54
2207	.03	.04	.10	.10	.26	.60	1.15	2.04	3.16	8072	.01	.01	.03	.06	.15	.37	.74	1.61	2.07
2510	.03	.03	.07	.10	.20	.50	.90	1.90	2.44	8078	.01	.01	.02	.05	.14	.29	.58	1.41	2.25
2625	.01	.02	.04	.06	.15	.35	.90	1.91	3.01	8084	--	.01	.04	.08	.15	.31	.65	1.57	--
2665	.02	.03	.05	.10	.20	.45	.90	1.71	2.14	8085	.02	.02	.05	.10	.20	.40	.80	1.58	1.80
2694	.02	.02	.04	.10	.33	.55	1.03	2.30	4.17	8187	.02	.02	.04	.07	.20	.50	1.10	2.38	2.77
2700	.02	.03	.09	.10	.20	.30	.64	1.35	1.78	8358	--	.02	.05	.08	.15	.36	.81	2.43	--
3145	.02	.02	.04	.07	.15	.39	.85	1.92	2.41	8501	.02	.02	.04	.10	.20	.48	.94	1.90	2.36
3242	--	--	.10	.18	.32	.88	1.65	--	--	8518	.02	.02	.04	.08	.15	.38	.74	1.61	2.20
3288	.01	.02	.05	.08	.22	.57	.98	2.40	2.65	8596	.07	.10	.10	.10	.20	.50	1.10	2.20	2.70
3374	.01	.02	.03	.05	.13	.32	.69	1.53	1.72	8788	.02	.03	.05	.11	.26	.59	1.06	1.84	2.30
4026	--	--	--	--	.00	--	--	--	--	8816	--	--	--	--	.04	--	--	--	--
4028	.01	.02	.03	.05	.15	.41	1.09	2.34	2.64	9148	--	--	--	.04	.13	.31	--	--	--
4030	.10	.10	.10	.10	.20	.50	1.10	1.72	3.13	9153	--	.02	.03	.08	.16	.47	1.01	2.52	--
4089	.02	.03	.05	.10	.20	.50	.92	2.30	2.80	9156	.02	.02	.08	.10	.20	.51	1.10	2.16	2.76
4112	.03	.05	.10	.10	.20	.50	1.00	2.51	3.18	9193	.07	.10	.10	.10	.20	.40	.80	1.81	2.10
4306	.01	.02	.03	.05	.14	.40	.80	1.82	2.12	9265	.02	.02	.10	.10	.20	.50	1.00	2.90	4.01
4850	.02	.02	.05	.10	.20	.41	.92	2.12	2.44	9569	.10	.10	.10	.10	.20	.50	1.10	2.20	2.50
4856	.01	.02	.03	.05	.14	.44	.91	2.03	2.42	9686	.02	.02	.04	.10	.15	.38	.69	1.38	1.81

Appendix 2–4.6. Empirical distribution of storm depth defined by 48-hour minimum interevent time for hourly rainfall stations in eastern New Mexico.

[--, not available]

	Depth (inches)																		
Station no.	1st percentile	2nd percentile	10th percentile	25th percentile	50th percentile (median)	75th percentile	90th percentile	98th percentile	99th percentile	Station no.	1st percentile	2nd percentile	10th percentile	25th percentile	50th percentile (median)	75th percentile	90th percentile	98th percentile	99th percentile
0199	0.02	0.03	0.07	0.10	0.26	0.52	1.10	2.10	2.48	4860	--	0.02	0.04	0.07	0.21	0.56	1.29	3.99	--
0205	.01	.01	.03	.07	.19	.46	.98	2.25	3.09	4862	0.10	.10	.10	.10	.30	.70	1.50	2.50	3.01
0208	.02	.03	.05	.09	.20	.44	.78	1.89	2.10	5370	.02	.03	.08	.10	.29	.60	1.20	3.27	4.88
0404	.10	.10	.10	.20	.35	.72	1.55	3.43	4.41	5651	.01	.02	.05	.07	.20	.41	.87	2.28	2.79
0407	.10	.10	.10	.10	.40	.80	1.41	2.31	3.10	5866	--	.03	.07	.15	.43	1.01	2.12	3.41	--
0600	.02	.02	.06	.10	.20	.50	1.00	2.37	3.40	6138	.02	.02	.05	.10	.25	.56	1.18	2.41	3.42
0606	--	--	.08	.16	.30	.68	1.25	--	--	6275	.02	.03	.06	.10	.26	.60	1.24	2.90	3.51
0646	.02	.03	.05	.10	.30	.64	1.20	2.18	2.61	6435	.02	.02	.05	.10	.20	.50	.97	2.13	2.92
1120	.03	.05	.10	.16	.40	.88	1.60	3.20	4.02	6492	.01	.01	.03	.06	.16	.35	.63	1.91	3.64
1440	.04	.05	.10	.10	.30	.60	1.30	2.40	3.02	6619	.02	.03	.05	.11	.30	.63	1.23	2.46	3.29
1446	.02	.02	.05	.10	.26	.65	1.37	2.62	3.83	6659	.02	.02	.05	.10	.25	.65	1.39	3.39	5.07
1469	.02	.02	.05	.10	.24	.60	1.20	2.86	3.62	6797	.01	.02	.05	.09	.20	.44	1.07	1.79	2.59
1475	--	--	.02	.04	.09	.38	1.12	--	--	6951	.01	.02	.03	.07	.20	.52	1.11	2.33	2.94
1480	--	--	--	--	.32	--	--	--	--	7094	.02	.03	.06	.10	.20	.50	1.02	1.90	2.33
1515	.02	.02	.05	.10	.20	.50	.91	1.91	2.25	7254	.02	.03	.07	.10	.20	.50	1.08	2.40	3.00
1807	.02	.02	.03	.05	.18	.47	.83	1.60	1.70	7277	--	--	--	--	.23	--	--	--	--
1840	.10	.10	.10	.10	.30	.60	1.30	3.04	3.98	7279	.03	.05	.10	.10	.28	.60	1.10	2.30	2.90
1881	--	--	--	--	.44	--	--	--	--	7283	.01	.01	.02	.04	.15	.49	1.13	2.45	2.97
1887	.01	.01	.02	.05	.17	.50	1.15	2.69	3.31	7604	--	--	--	--	.43	--	--	--	--
1939	.02	.02	.06	.10	.28	.70	1.40	3.01	3.79	7605	--	--	.10	.10	.35	.75	1.22	--	--
1950	--	--	.06	.17	.30	.90	1.72	--	--	7609	.01	.01	.02	.04	.15	.41	.99	2.26	2.95
1956	--	--	.04	.07	.24	.46	1.21	--	--	7610	.01	.01	.03	.10	.20	.58	1.20	2.80	3.82
1961	--	--	.05	.09	.29	.70	1.24	--	--	7638	.03	.04	.09	.10	.30	.66	1.30	2.40	2.90
1963	.02	.02	.07	.10	.27	.62	1.40	2.81	3.76	7649	.02	.02	.05	.10	.30	.78	1.40	2.71	3.38
1982	.10	.10	.10	.10	.20	.50	.90	2.00	2.50	7651	.10	.10	.10	.10	.40	.90	1.70	3.98	4.20
2030	.02	.02	.07	.10	.20	.60	1.20	2.60	3.02	7735	.02	.03	.06	.12	.30	.75	1.57	2.94	3.65
2139	--	.02	.05	.13	.27	.62	1.45	2.47	--	7736	.05	.08	.10	.20	.40	.90	1.86	3.74	4.42
2203	.10	.10	.10	.10	.30	.70	1.49	3.20	4.24	7738	.01	.02	.05	.11	.36	.82	1.67	2.49	3.76
2207	.04	.05	.10	.10	.30	.70	1.41	2.91	3.53	8072	.01	.02	.04	.08	.21	.49	.93	1.86	2.43
2510	.03	.03	.08	.10	.24	.60	1.10	2.36	3.07	8078	.01	.01	.03	.06	.16	.35	.66	1.98	2.57
2625	.02	.02	.04	.07	.18	.47	1.00	2.19	3.46	8084	--	--	.05	.09	.20	.39	.72	--	--
2665	.02	.03	.06	.10	.25	.57	1.10	2.16	2.60	8085	.02	.02	.07	.10	.21	.50	1.00	1.81	2.11
2694	--	.03	.06	.17	.46	.89	1.61	3.64	--	8187	.02	.02	.04	.10	.26	.58	1.45	2.95	3.20
2700	.03	.04	.10	.10	.20	.49	.90	1.90	2.27	8358	--	.03	.05	.10	.19	.38	.92	2.84	--
3145	.02	.02	.04	.07	.19	.43	1.00	2.40	2.70	8501	.02	.02	.05	.10	.24	.60	1.19	2.30	2.97
3242	--	--	.10	.17	.35	.93	1.97	--	--	8518	.02	.02	.04	.10	.20	.45	.90	2.01	2.57
3288	--	.02	.05	.11	.25	.60	1.35	2.55	--	8596	.07	.10	.10	.10	.30	.65	1.30	2.69	3.19
3374	.01	.02	.03	.06	.16	.42	.82	1.72	2.06	8788	.02	.03	.08	.15	.35	.75	1.35	2.30	2.83
4026	--	--	--	--	.00	--	--	--	--	8816	--	--	--	--	.04	--	--	--	--
4028	.01	.01	.03	.05	.17	.46	1.36	2.64	2.92	9148	--	--	--	--	.13	--	--	--	--
4030	.10	.10	.10	.10	.30	.70	1.43	2.20	3.71	9153	--	.02	.03	.09	.19	.73	1.76	3.72	--
4089	.02	.03	.05	.10	.20	.57	1.20	2.79	3.70	9156	.02	.02	.09	.10	.26	.63	1.30	2.60	3.13
4112	.04	.05	.10	.10	.30	.60	1.20	3.01	3.77	9193	.07	.10	.10	.10	.26	.50	1.10	2.09	2.62
4306	.01	.02	.03	.05	.18	.50	.97	1.91	2.52	9265	.02	.03	.10	.10	.20	.60	1.20	3.19	5.77
4850	.02	.02	.05	.10	.24	.51	1.16	2.38	2.66	9569	.10	.10	.10	.10	.30	.60	1.22	2.50	2.75
4856	.01	.02	.03	.06	.19	.47	1.08	2.34	2.47	9686	.02	.02	.04	.10	.20	.43	.84	1.70	2.10

Appendix 2–4.7. Empirical distribution of storm depth defined by 72-hour minimum interevent time for hourly rainfall stations in eastern New Mexico.

[--, not available]

	Depth (inches)																		
Station no.	1st percentile	2nd percentile	10th percentile	25th percentile	50th percentile (median)	75th percentile	90th percentile	98th percentile	99th percentile	Station no.	1st percentile	2nd percentile	10th percentile	25th percentile	50th percentile (median)	75th percentile	90th percentile	98th percentile	99th percentile
0199	0.02	0.03	0.09	0.10	0.30	0.62	1.30	2.48	2.99	4860	--	0.01	0.03	0.08	0.22	0.67	1.64	4.64	--
0205	.01	.01	.03	.08	.20	.52	1.14	2.57	3.46	4862	0.10	.10	.10	.20	.40	.90	1.90	3.10	3.52
0208	.02	.03	.05	.10	.20	.52	.92	2.28	2.52	5370	.02	.03	.08	.10	.30	.70	1.36	3.71	5.11
0404	--	.10	.10	.23	.50	1.18	2.06	4.91	--	5651	.01	.02	.05	.07	.20	.47	.90	2.44	2.85
0407	.10	.10	.10	.20	.40	1.00	1.74	2.77	3.62	5866	--	--	.07	.17	.43	1.07	3.15	--	--
0600	.02	.02	.06	.10	.21	.60	1.10	3.04	3.64	6138	.02	.02	.05	.10	.27	.68	1.45	3.34	4.78
0606	--	--	.11	.18	.35	.92	1.36	--	--	6275	.02	.03	.07	.10	.30	.77	1.50	3.27	4.06
0646	.02	.03	.05	.10	.29	.68	1.47	3.11	4.21	6435	.02	.03	.05	.10	.23	.58	1.10	2.57	3.34
1120	.03	.04	.10	.20	.47	1.03	2.10	4.48	5.65	6492	.01	.01	.04	.07	.19	.42	.72	2.20	3.88
1440	.04	.06	.10	.10	.30	.80	1.52	2.72	3.21	6619	.02	.03	.07	.13	.33	.82	1.48	2.61	3.65
1446	.02	.02	.05	.10	.29	.71	1.49	3.07	4.50	6659	.02	.02	.06	.10	.30	.72	1.48	4.04	5.40
1469	.02	.03	.05	.10	.30	.61	1.36	3.27	4.25	6797	.01	.02	.05	.10	.22	.54	1.22	2.27	3.01
1475	--	--	.02	.04	.12	.63	1.44	--	--	6951	.01	.01	.03	.10	.25	.59	1.28	2.75	3.18
1480	--	--	--	--	.01	--	--	--	--	7094	.02	.03	.06	.10	.30	.60	1.27	2.30	2.82
1515	.02	.02	.06	.10	.25	.60	1.18	2.29	2.86	7254	.02	.03	.07	.10	.24	.60	1.30	2.50	3.10
1807	.02	.02	.03	.07	.23	.51	.87	1.63	1.93	7277	--	--	--	--	.23	--	--	--	--
1840	.10	.10	.10	.10	.30	.80	1.40	3.44	4.24	7279	.03	.04	.10	.10	.30	.70	1.40	2.75	3.53
1881	--	--	--	--	.44	--	--	--	--	7283	.01	.01	.02	.05	.19	.61	1.42	2.96	4.09
1887	.01	.01	.02	.06	.20	.62	1.40	2.97	3.70	7604	--	--	--	--	.46	--	--	--	--
1939	.02	.02	.06	.10	.30	.80	1.68	3.50	4.45	7605	--	--	.10	.10	.30	1.10	1.68	--	--
1950	--	--	.05	.17	.39	.78	1.34	--	--	7609	.01	.01	.02	.04	.17	.49	1.16	2.73	3.55
1956	--	--	.05	.07	.27	.51	1.23	--	--	7610	.01	.01	.04	.10	.21	.69	1.50	3.18	4.31
1961	--	--	.04	.09	.36	.80	1.56	--	--	7638	.03	.04	.10	.10	.30	.80	1.60	2.94	3.52
1963	.02	.03	.09	.10	.30	.80	1.67	3.46	4.23	7649	.02	.02	.07	.13	.39	.90	1.75	3.60	4.47
1982	.10	.10	.10	.10	.30	.60	1.20	2.40	2.70	7651	.10	.10	.10	.20	.40	1.10	2.03	4.43	6.90
2030	.02	.02	.08	.10	.28	.70	1.40	2.94	3.38	7735	.02	.03	.06	.13	.33	.87	1.85	3.54	4.15
2139	--	.04	.07	.14	.29	.76	1.74	2.57	--	7736	.07	.09	.10	.20	.50	1.10	2.30	4.57	5.51
2203	.10	.10	.10	.20	.30	.80	1.70	3.96	4.66	7738	--	.02	.05	.15	.40	.96	1.76	3.72	--
2207	.05	.05	.10	.14	.38	.81	1.60	3.40	4.21	8072	.01	.02	.04	.09	.26	.61	1.15	2.42	2.56
2510	.03	.04	.08	.10	.30	.70	1.34	2.60	3.30	8078	.01	.01	.03	.06	.20	.41	.81	2.56	2.76
2625	.02	.02	.04	.07	.20	.51	1.22	2.76	4.02	8084	--	--	.07	.09	.23	.46	.88	--	--
2665	.02	.03	.07	.10	.30	.68	1.30	2.50	3.10	8085	.02	.03	.08	.10	.30	.60	1.20	2.22	2.86
2694	--	.03	.06	.20	.52	.97	2.32	4.05	--	8187	.02	.02	.05	.10	.29	.65	1.63	3.07	3.21
2700	.03	.04	.10	.10	.21	.60	1.10	2.20	2.80	8358	--	--	.05	.09	.19	.38	1.07	--	--
3145	.02	.02	.04	.08	.20	.47	1.05	2.48	3.15	8501	.02	.02	.05	.10	.29	.75	1.40	2.72	3.67
3242	--	--	.09	.18	.35	.98	1.99	--	--	8518	.02	.02	.05	.10	.22	.55	1.04	2.59	2.95
3288	--	.03	.07	.15	.30	.72	1.74	3.89	--	8596	.07	.10	.10	.10	.30	.70	1.50	2.97	3.37
3374	.01	.02	.03	.06	.18	.48	.93	2.03	2.89	8788	.03	.04	.08	.18	.41	.85	1.51	2.80	4.34
4026	--	--	--	--	.00	--	--	--	--	8816	--	--	--	--	.04	--	--	--	--
4028	.01	.02	.03	.06	.19	.55	1.60	2.79	3.72	9148	--	--	--	--	.41	--	--	--	--
4030	.10	.10	.10	.10	.40	.78	1.60	2.28	5.06	9153	--	.02	.04	.10	.19	.72	2.22	4.18	--
4089	.02	.03	.05	.10	.23	.65	1.40	3.28	4.30	9156	.02	.02	.10	.10	.30	.72	1.50	2.93	3.60
4112	.04	.05	.10	.10	.30	.70	1.40	3.21	4.20	9193	.10	.10	.10	.10	.30	.60	1.30	2.30	2.80
4306	.01	.02	.03	.06	.20	.62	1.20	2.16	2.72	9265	.02	.03	.10	.10	.29	.60	1.36	3.49	5.84
4850	.02	.02	.05	.10	.30	.67	1.42	2.84	3.90	9569	.10	.10	.10	.10	.30	.80	1.50	2.84	3.44
4856	.01	.02	.03	.07	.20	.50	1.51	2.80	3.12	9686	.02	.02	.04	.10	.20	.50	1.00	1.90	2.38

Appendix 2–5.1. Empirical distribution of storm duration defined by 6-hour minimum interevent time for hourly rainfall stations in eastern New Mexico.

[--, not available]

	Duration (hours)																		
Station no.	1st percentile	2nd percentile	10th percentile	25th percentile	50th percentile (median)	75th percentile	90th percentile	98th percentile	99th percentile	Station no.	1st percentile	2nd percentile	10th percentile	25th percentile	50th percentile (median)	75th percentile	90th percentile	98th percentile	99th percentile
0199	1.00	1.00	1.00	1.00	2.00	6.00	11.00	20.00	25.00	4860	1.00	1.00	1.00	1.00	3.00	6.00	9.00	27.96	40.54
0205	1.00	1.00	1.00	1.00	3.00	6.00	10.00	18.00	23.79	4862	1.00	1.00	1.00	1.00	1.00	3.00	7.00	14.00	19.00
0208	1.00	1.00	1.00	2.00	3.00	5.00	9.00	21.96	27.12	5370	1.00	1.00	1.00	1.00	2.00	5.00	9.00	18.00	21.93
0404	1.00	1.00	1.00	1.00	1.00	4.00	8.50	25.60	31.15	5651	1.00	1.00	1.00	1.00	2.00	6.00	10.20	21.88	27.10
0407	1.00	1.00	1.00	1.00	1.00	4.00	7.00	16.00	20.09	5866	1.00	1.00	1.00	2.00	4.00	8.00	14.60	34.84	48.84
0600	1.00	1.00	1.00	1.00	2.00	5.00	8.00	17.00	23.00	6138	1.00	1.00	1.00	2.00	3.00	7.00	13.00	25.54	29.27
0606	--	1.00	1.00	1.00	1.00	5.00	13.00	19.02	--	6275	1.00	1.00	1.00	1.00	2.00	6.00	11.00	22.00	27.00
0646	1.00	1.00	1.00	1.00	2.00	7.00	12.00	22.00	26.58	6435	1.00	1.00	1.00	1.00	2.00	5.00	10.00	18.00	22.00
1120	1.00	1.00	1.00	1.00	2.00	6.00	11.50	23.00	30.00	6492	1.00	1.00	1.00	1.00	2.00	6.00	11.00	20.52	24.76
1440	1.00	1.00	1.00	1.00	1.00	4.00	8.00	16.00	21.00	6619	1.00	1.00	1.00	1.00	2.00	5.00	9.00	19.76	26.76
1446	1.00	1.00	1.00	2.00	3.00	6.00	10.00	20.06	27.53	6659	1.00	1.00	1.00	1.00	2.00	6.00	10.00	21.04	27.00
1469	1.00	1.00	1.00	1.00	2.00	5.00	9.00	20.00	25.00	6797	1.00	1.00	1.00	2.00	4.00	8.00	13.10	21.00	27.31
1475	--	1.00	1.00	1.00	1.00	7.00	7.30	16.72	--	6951	1.00	1.00	1.00	1.00	3.00	6.25	11.00	25.00	25.58
1480	--	--	--	--	8.50	--	--	--	--	7094	1.00	1.00	1.00	1.00	2.00	5.00	10.00	18.00	23.00
1515	1.00	1.00	1.00	1.00	2.00	5.00	9.00	17.00	21.00	7254	1.00	1.00	1.00	1.00	2.00	4.00	10.00	20.10	24.00
1807	1.00	1.00	1.00	2.00	3.00	7.00	10.00	18.28	21.23	7277	--	--	--	--	6.00	--	--	--	--
1840	1.00	1.00	1.00	1.00	1.00	3.00	7.00	14.00	19.00	7279	1.00	1.00	1.00	1.00	1.00	4.00	7.00	17.00	22.00
1881	--	--	--	1.50	3.00	7.50	--	--	--	7283	1.00	1.00	1.00	1.00	2.00	5.00	11.00	19.00	25.62
1887	1.00	1.00	1.00	1.00	3.00	6.00	11.00	21.32	26.00	7604	--	--	--	2.50	4.00	12.00	--	--	--
1939	1.00	1.00	1.00	1.00	2.00	5.00	10.00	18.00	24.00	7605	--	--	1.00	1.00	1.00	4.00	5.80	--	--
1950	--	--	1.00	2.00	3.00	5.75	14.40	--	--	7609	1.00	1.00	1.00	1.00	2.00	5.00	11.00	25.16	34.16
1956	--	--	1.00	1.25	3.50	7.75	11.20	--	--	7610	1.00	1.00	1.00	1.00	2.00	5.00	10.00	23.60	29.00
1961	--	--	1.00	1.00	5.00	10.00	11.60	--	--	7638	1.00	1.00	1.00	1.00	2.00	5.00	9.00	19.00	25.00
1963	1.00	1.00	1.00	1.00	2.00	5.00	9.00	17.02	22.01	7649	1.00	1.00	1.00	1.00	3.00	6.00	12.00	23.00	28.00
1982	1.00	1.00	1.00	1.00	1.00	3.00	7.00	14.00	18.00	7651	1.00	1.00	1.00	1.00	2.00	4.00	8.60	18.00	21.46
2030	1.00	1.00	1.00	1.00	2.00	4.00	8.00	16.00	19.00	7735	1.00	1.00	1.00	2.00	4.00	8.00	14.10	26.00	32.51
2139	1.00	1.00	1.00	2.00	3.50	8.00	14.00	25.90	28.79	7736	1.00	1.00	1.00	1.00	2.00	5.00	11.00	21.16	27.00
2203	1.00	1.00	1.00	1.00	1.00	3.00	7.00	14.00	21.67	7738	1.00	1.00	1.00	2.00	3.00	8.00	14.00	26.04	33.12
2207	1.00	1.00	1.00	1.00	2.00	5.00	9.00	18.04	26.26	8072	1.00	1.00	1.00	2.00	3.00	7.00	12.00	21.00	25.00
2510	1.00	1.00	1.00	1.00	2.00	5.00	10.00	19.00	23.42	8078	1.00	1.00	1.00	1.00	3.00	7.00	11.00	18.00	20.76
2625	1.00	1.00	1.00	2.00	3.00	6.00	12.00	22.62	36.29	8084	--	1.00	1.00	1.00	2.00	5.25	10.30	19.30	--
2665	1.00	1.00	1.00	1.00	3.00	6.00	12.00	24.00	31.00	8085	1.00	1.00	1.00	1.00	2.00	5.00	10.00	17.00	21.00
2694	1.00	1.00	1.00	2.00	4.00	9.00	15.00	28.98	30.98	8187	1.00	1.00	1.00	1.00	2.00	5.00	9.90	19.98	24.99
2700	1.00	1.00	1.00	1.00	1.00	4.00	9.00	17.00	21.00	8358	--	1.00	1.00	1.00	3.00	5.50	10.20	31.64	--
3145	1.00	1.00	1.00	1.00	3.00	6.00	10.90	22.38	29.19	8501	1.00	1.00	1.00	1.00	2.00	5.00	10.00	19.00	25.00
3242	--	--	1.00	4.00	7.50	14.50	21.10	--	--	8518	1.00	1.00	1.00	1.00	2.00	5.00	9.70	19.00	23.00
3288	1.00	1.00	1.00	2.00	4.00	9.00	15.00	30.20	40.60	8596	1.00	1.00	1.00	1.00	1.00	3.00	7.00	15.00	19.00
3374	1.00	1.00	1.00	2.00	3.00	7.00	12.00	20.88	25.44	8788	1.00	1.00	1.00	2.00	4.00	8.00	15.70	31.00	37.67
4026	--	--	--	--	1.00	--	--	--	--	8816	--	--	--	--	4.00	--	--	--	--
4028	1.00	1.00	1.00	1.00	2.00	5.00	8.00	17.00	20.17	9148	--	--	--	2.25	8.50	13.00	--	--	--
4030	1.00	1.00	1.00	1.00	1.00	3.00	6.20	13.24	15.60	9153	1.00	1.00	1.00	1.00	1.00	7.00	11.20	21.04	37.06
4089	1.00	1.00	1.00	1.00	2.00	5.00	10.00	21.00	27.75	9156	1.00	1.00	1.00	1.00	2.00	5.00	9.00	17.00	21.67
4112	1.00	1.00	1.00	1.00	1.00	4.00	9.00	17.10	23.55	9193	1.00	1.00	1.00	1.00	1.00	3.00	7.00	13.36	17.36
4306	1.00	1.00	1.00	2.00	3.00	7.00	11.00	20.00	28.80	9265	1.00	1.00	1.00	1.00	1.00	3.00	7.00	15.12	19.00
4850	1.00	1.00	1.00	1.00	2.00	5.00	10.00	20.00	25.89	9569	1.00	1.00	1.00	1.00	1.00	3.00	7.00	14.00	17.00
4856	1.00	1.00	1.00	1.00	2.00	7.00	12.90	22.00	26.95	9686	1.00	1.00	1.00	1.00	2.00	5.00	10.00	18.00	22.00

Appendix 2–5.2. Empirical distribution of storm duration defined by 8-hour minimum interevent time for hourly rainfall stations in eastern New Mexico.

[--, not available]

	Duration (hours)																		
Station no.	1st percentile	2nd percentile	10th percentile	25th percentile	50th percentile (median)	75th percentile	90th percentile	98th percentile	99th percentile	Station no.	1st percentile	2nd percentile	10th percentile	25th percentile	50th percentile (median)	75th percentile	90th percentile	98th percentile	99th percentile
0199	1.00	1.00	1.00	1.00	2.00	7.00	12.00	26.00	31.00	4860	1.00	1.00	1.00	1.00	3.00	6.00	10.20	32.64	44.10
0205	1.00	1.00	1.00	1.00	3.00	6.00	12.00	23.00	28.21	4862	1.00	1.00	1.00	1.00	1.00	4.00	9.00	18.00	21.00
0208	1.00	1.00	1.00	2.00	3.00	6.00	10.00	24.00	28.24	5370	1.00	1.00	1.00	1.00	2.00	5.00	10.00	21.00	29.00
0404	1.00	1.00	1.00	1.00	1.00	6.00	13.00	33.68	38.00	5651	1.00	1.00	1.00	1.00	2.00	6.00	13.00	24.86	37.20
0407	1.00	1.00	1.00	1.00	1.00	4.00	10.00	22.94	29.88	5866	1.00	1.00	1.00	2.00	4.00	9.00	16.00	42.86	58.56
0600	1.00	1.00	1.00	1.00	2.00	5.00	10.00	21.00	26.91	6138	1.00	1.00	1.00	2.00	4.00	8.25	15.00	28.10	36.00
0606	--	1.00	1.00	1.00	1.00	5.00	13.90	19.14	--	6275	1.00	1.00	1.00	1.00	3.00	7.00	13.00	26.00	33.00
0646	1.00	1.00	1.00	1.00	3.00	8.00	14.00	26.84	32.92	6435	1.00	1.00	1.00	1.00	2.00	6.00	11.00	20.00	29.00
1120	1.00	1.00	1.00	1.00	3.00	7.00	14.00	29.00	37.00	6492	1.00	1.00	1.00	1.00	2.00	7.00	13.00	26.64	32.00
1440	1.00	1.00	1.00	1.00	1.00	5.00	10.00	18.04	23.52	6619	1.00	1.00	1.00	1.00	2.00	5.00	11.00	23.12	27.12
1446	1.00	1.00	1.00	2.00	3.00	6.00	12.00	25.66	33.49	6659	1.00	1.00	1.00	1.00	3.00	6.00	11.00	25.00	34.00
1469	1.00	1.00	1.00	1.00	2.00	5.00	10.00	23.00	29.00	6797	1.00	1.00	1.00	2.00	4.00	8.50	14.00	28.08	32.08
1475	--	1.00	1.00	1.00	1.00	7.00	7.30	16.72	--	6951	1.00	1.00	1.00	1.00	3.00	7.00	12.30	26.72	35.01
1480	--	--	--	--	12.00	--	--	--	--	7094	1.00	1.00	1.00	1.00	2.00	6.00	12.00	23.00	27.00
1515	1.00	1.00	1.00	1.00	2.00	6.00	11.00	21.00	26.00	7254	1.00	1.00	1.00	1.00	2.00	5.00	11.00	23.00	27.00
1807	1.00	1.00	1.00	2.00	3.00	7.00	10.30	19.86	23.00	7277	--	--	--	--	6.00	--	--	--	--
1840	1.00	1.00	1.00	1.00	1.00	3.00	9.00	19.96	26.92	7279	1.00	1.00	1.00	1.00	1.00	4.00	9.00	21.00	27.00
1881	--	--	--	3.50	7.00	9.75	--	--	--	7283	1.00	1.00	1.00	1.00	2.00	6.00	12.00	26.00	32.35
1887	1.00	1.00	1.00	1.00	3.00	7.00	12.00	24.28	30.64	7604	--	--	--	2.50	4.00	12.00	--	--	--
1939	1.00	1.00	1.00	1.00	2.00	6.00	11.00	22.00	30.00	7605	--	--	1.00	1.00	1.00	4.25	6.80	--	--
1950	--	--	1.10	2.00	3.00	8.50	18.40	--	--	7609	1.00	1.00	1.00	1.00	2.00	6.00	13.00	29.38	40.00
1956	--	--	1.00	1.50	4.00	8.00	11.00	--	--	7610	1.00	1.00	1.00	1.00	2.00	6.00	12.00	26.00	33.00
1961	--	--	1.00	1.00	5.00	9.00	12.60	--	--	7638	1.00	1.00	1.00	1.00	2.00	6.00	11.00	23.00	28.20
1963	1.00	1.00	1.00	1.00	2.00	6.00	11.00	22.00	27.40	7649	1.00	1.00	1.00	1.00	3.00	7.00	14.00	28.00	35.90
1982	1.00	1.00	1.00	1.00	1.00	4.00	8.00	18.00	21.43	7651	1.00	1.00	1.00	1.00	2.00	6.00	11.00	25.00	32.00
2030	1.00	1.00	1.00	1.00	2.00	5.00	10.00	19.00	23.00	7735	1.00	1.00	1.00	2.00	4.00	9.00	16.00	31.00	37.86
2139	1.00	1.00	1.00	2.00	4.00	8.75	15.00	27.66	28.83	7736	1.00	1.00	1.00	1.00	2.00	7.00	13.00	26.00	34.00
2203	1.00	1.00	1.00	1.00	1.00	4.00	9.00	18.00	25.28	7738	1.00	1.00	1.00	2.00	4.00	9.00	14.80	29.40	38.98
2207	1.00	1.00	1.00	1.00	2.00	6.00	11.00	26.00	30.00	8072	1.00	1.00	1.00	2.00	3.00	8.00	14.00	25.00	29.50
2510	1.00	1.00	1.00	1.00	2.00	6.00	12.00	24.00	33.00	8078	1.00	1.00	1.00	1.00	3.00	7.00	13.00	21.14	24.28
2625	1.00	1.00	1.00	2.00	3.00	6.00	14.00	29.16	40.16	8084	--	1.00	1.00	1.00	3.00	6.00	13.80	19.60	--
2665	1.00	1.00	1.00	1.00	3.00	7.00	14.00	28.12	36.06	8085	1.00	1.00	1.00	1.00	2.00	7.00	13.00	23.00	29.00
2694	1.00	1.00	1.00	2.00	5.00	11.00	20.00	34.50	57.25	8187	1.00	1.00	1.00	1.00	2.00	5.00	12.00	22.88	27.44
2700	1.00	1.00	1.00	1.00	1.00	5.00	10.00	21.00	27.00	8358	--	1.00	1.00	1.00	3.00	6.00	12.90	35.58	--
3145	1.00	1.00	1.00	1.00	3.00	7.00	13.00	27.92	39.73	8501	1.00	1.00	1.00	1.00	2.00	6.00	12.00	23.00	29.00
3242	--	--	1.00	4.00	8.00	15.00	21.20	--	--	8518	1.00	1.00	1.00	1.00	2.00	6.00	11.30	22.00	27.63
3288	1.00	1.00	1.00	2.00	4.50	10.25	17.10	31.92	40.82	8596	1.00	1.00	1.00	1.00	1.00	4.00	8.00	19.00	26.27
3374	1.00	1.00	1.00	2.00	3.00	8.00	13.00	25.00	29.10	8788	1.00	1.00	1.00	2.00	4.00	9.00	18.00	36.38	40.00
4026	--	--	--	--	1.00	--	--	--	--	8816	--	--	--	--	4.00	--	--	--	--
4028	1.00	1.00	1.00	1.00	2.00	6.00	9.00	19.04	22.51	9148	--	--	--	1.00	9.00	17.00	--	--	--
4030	1.00	1.00	1.00	1.00	1.00	3.00	8.00	14.40	16.00	9153	1.00	1.00	1.00	1.00	1.00	7.00	13.00	21.16	37.24
4089	1.00	1.00	1.00	1.00	2.00	6.00	12.00	27.00	31.00	9156	1.00	1.00	1.00	1.00	2.00	5.00	11.00	21.00	26.67
4112	1.00	1.00	1.00	1.00	1.00	5.00	10.00	22.00	28.00	9193	1.00	1.00	1.00	1.00	1.00	4.00	9.00	19.00	22.00
4306	1.00	1.00	1.00	2.00	3.00	7.00	11.00	24.96	30.96	9265	1.00	1.00	1.00	1.00	1.00	4.00	9.00	20.84	25.84
4850	1.00	1.00	1.00	1.00	2.00	6.00	12.00	24.00	31.64	9569	1.00	1.00	1.00	1.00	1.00	4.00	8.00	17.00	19.30
4856	1.00	1.00	1.00	1.00	3.00	8.00	13.00	24.00	29.75	9686	1.00	1.00	1.00	1.00	2.00	6.00	11.00	21.00	26.00

Appendix 2–5.3. Empirical distribution of storm duration defined by 12-hour minimum interevent time for hourly rainfall stations in eastern New Mexico.

[--, not available]

	Duration (hours)																		
Station no.	1st percentile	2nd percentile	10th percentile	25th percentile	50th percentile (median)	75th percentile	90th percentile	98th percentile	99th percentile	Station no.	1st percentile	2nd percentile	10th percentile	25th percentile	50th percentile (median)	75th percentile	90th percentile	98th percentile	99th percentile
0199	1.00	1.00	1.00	1.00	3.00	8.00	16.00	33.00	42.25	4860	1.00	1.00	1.00	1.00	3.00	7.00	13.10	39.66	78.56
0205	1.00	1.00	1.00	1.00	3.00	7.00	15.00	28.00	33.75	4862	1.00	1.00	1.00	1.00	1.00	6.00	12.00	24.00	32.58
0208	1.00	1.00	1.00	2.00	3.00	7.50	14.20	30.72	37.72	5370	1.00	1.00	1.00	1.00	2.00	6.00	13.50	30.00	39.35
0404	1.00	1.00	1.00	1.00	2.00	10.50	17.00	38.00	49.90	5651	1.00	1.00	1.00	1.00	3.00	7.50	14.20	33.68	53.76
0407	1.00	1.00	1.00	1.00	1.00	7.00	15.00	33.04	38.00	5866	1.00	1.00	1.00	2.00	5.50	12.00	19.50	46.00	60.00
0600	1.00	1.00	1.00	1.00	2.00	6.00	13.50	26.00	36.35	6138	1.00	1.00	1.00	2.00	4.00	10.00	19.00	40.00	52.04
0606	--	1.00	1.00	1.00	1.00	4.50	16.60	44.52	--	6275	1.00	1.00	1.00	1.00	3.00	9.00	17.00	36.00	46.00
0646	1.00	1.00	1.00	1.00	3.00	9.00	16.00	40.36	43.18	6435	1.00	1.00	1.00	1.00	2.00	7.00	15.00	29.00	35.00
1120	1.00	1.00	1.00	1.00	3.00	9.00	19.00	38.92	47.46	6492	1.00	1.00	1.00	1.00	2.00	8.00	17.00	32.42	37.35
1440	1.00	1.00	1.00	1.00	2.00	6.00	13.00	28.00	36.00	6619	1.00	1.00	1.00	1.00	2.00	6.00	13.00	25.54	31.08
1446	1.00	1.00	1.00	2.00	3.00	7.00	15.00	38.70	45.70	6659	1.00	1.00	1.00	1.00	3.00	7.00	15.00	34.00	45.00
1469	1.00	1.00	1.00	1.00	2.00	6.00	13.00	31.92	41.92	6797	1.00	1.00	1.00	2.00	4.00	9.25	19.90	35.56	48.45
1475	--	1.00	1.00	1.00	1.00	7.00	13.00	48.76	--	6951	1.00	1.00	1.00	1.00	3.00	8.00	15.00	32.50	38.10
1480	--	--	--	--	12.00	--	--	--	--	7094	1.00	1.00	1.00	1.00	3.00	8.00	16.00	30.00	37.00
1515	1.00	1.00	1.00	1.00	3.00	7.00	14.00	27.00	34.00	7254	1.00	1.00	1.00	1.00	2.00	7.00	14.00	30.00	35.00
1807	1.00	1.00	1.00	2.00	3.00	7.00	12.90	23.00	26.49	7277	--	--	--	--	6.00	--	--	--	--
1840	1.00	1.00	1.00	1.00	1.00	5.00	12.00	26.84	29.00	7279	1.00	1.00	1.00	1.00	2.00	5.00	13.00	27.42	32.00
1881	--	--	--	--	13.00	--	--	--	--	7283	1.00	1.00	1.00	1.00	3.00	8.00	14.30	33.00	39.86
1887	1.00	1.00	1.00	1.00	3.00	8.00	15.00	30.00	36.44	7604	--	--	--	2.50	4.00	12.00	--	--	--
1939	1.00	1.00	1.00	1.00	3.00	7.00	15.00	31.00	38.74	7605	--	--	1.00	1.00	2.00	5.00	15.70	--	--
1950	--	--	1.00	2.00	3.00	13.00	25.60	--	--	7609	1.00	1.00	1.00	1.00	3.00	7.00	16.00	38.00	46.40
1956	--	--	1.00	1.25	4.00	8.00	12.00	--	--	7610	1.00	1.00	1.00	1.00	2.00	7.75	15.00	30.62	48.62
1961	--	--	1.00	2.00	5.00	10.00	21.00	--	--	7638	1.00	1.00	1.00	1.00	2.00	7.00	14.00	31.00	37.09
1963	1.00	1.00	1.00	1.00	2.00	7.00	13.00	29.00	38.18	7649	1.00	1.00	1.00	1.00	3.00	9.00	19.00	39.00	45.00
1982	1.00	1.00	1.00	1.00	1.00	5.00	13.00	25.76	31.00	7651	1.00	1.00	1.00	1.00	2.00	7.00	17.00	36.38	48.23
2030	1.00	1.00	1.00	1.00	2.00	5.00	12.00	25.00	30.00	7735	1.00	1.00	1.00	2.00	4.00	11.00	22.00	40.00	48.85
2139	1.00	1.00	1.00	2.00	5.00	11.50	19.90	33.30	34.93	7736	1.00	1.00	1.00	1.00	3.00	9.00	19.00	37.00	44.08
2203	1.00	1.00	1.00	1.00	2.00	6.00	13.00	27.58	44.85	7738	1.00	1.00	1.00	2.00	4.00	10.00	21.10	49.96	65.72
2207	1.00	1.00	1.00	1.00	2.00	6.00	14.00	30.00	43.36	8072	1.00	1.00	1.00	2.00	4.00	10.00	18.00	34.00	38.00
2510	1.00	1.00	1.00	1.00	3.00	7.00	15.00	31.34	39.00	8078	1.00	1.00	1.00	1.00	3.00	9.00	17.00	27.10	35.70
2625	1.00	1.00	1.00	2.00	3.00	8.00	17.90	36.12	49.00	8084	--	1.00	1.00	1.00	3.00	6.00	13.80	19.60	--
2665	1.00	1.00	1.00	1.00	3.00	9.00	18.00	36.00	42.00	8085	1.00	1.00	1.00	1.00	3.00	9.00	16.00	31.32	37.66
2694	1.00	1.00	1.00	2.00	6.00	14.00	28.40	50.52	57.44	8187	1.00	1.00	1.00	1.00	2.00	5.50	14.00	30.92	36.38
2700	1.00	1.00	1.00	1.00	2.00	6.00	14.00	29.00	36.00	8358	--	1.00	1.00	1.00	3.00	6.00	15.20	35.64	--
3145	1.00	1.00	1.00	1.00	3.00	7.00	16.00	39.46	45.46	8501	1.00	1.00	1.00	1.00	3.00	7.00	15.00	30.00	34.46
3242	--	--	1.00	4.00	8.00	15.00	21.20	--	--	8518	1.00	1.00	1.00	1.00	3.00	7.00	15.00	29.50	35.00
3288	1.00	1.00	1.00	2.00	4.00	12.00	26.00	50.42	59.27	8596	1.00	1.00	1.00	1.00	1.00	5.00	11.00	29.00	33.90
3374	1.00	1.00	1.00	2.00	4.00	9.00	17.00	33.00	38.82	8788	1.00	1.00	1.00	2.00	4.00	11.00	22.10	40.00	46.71
4026	--	--	--	--	1.00	--	--	--	--	8816	--	--	--	--	4.00	--	--	--	--
4028	1.00	1.00	1.00	1.00	2.00	6.00	12.00	23.00	34.35	9148	--	--	--	1.00	9.00	17.00	--	--	--
4030	1.00	1.00	1.00	1.00	1.00	4.00	12.00	20.00	21.00	9153	1.00	1.00	1.00	1.00	1.00	7.00	13.00	40.72	62.44
4089	1.00	1.00	1.00	1.00	2.00	8.00	16.00	34.00	49.04	9156	1.00	1.00	1.00	1.00	2.00	6.00	13.00	27.00	34.00
4112	1.00	1.00	1.00	1.00	2.00	6.00	13.00	29.00	37.42	9193	1.00	1.00	1.00	1.00	1.00	6.00	13.00	24.24	31.62
4306	1.00	1.00	1.00	2.00	3.00	8.00	14.00	29.00	36.33	9265	1.00	1.00	1.00	1.00	1.00	4.75	11.10	25.62	35.17
4850	1.00	1.00	1.00	1.00	3.00	8.00	16.00	32.00	37.00	9569	1.00	1.00	1.00	1.00	1.00	5.00	11.00	22.30	25.65
4856	1.00	1.00	1.00	1.00	3.00	9.00	18.00	30.94	35.00	9686	1.00	1.00	1.00	1.00	2.00	7.00	14.00	28.40	34.70

Appendix 2–5.4. Empirical distribution of storm duration defined by 18-hour minimum interevent time for hourly rainfall stations in eastern New Mexico.

[--, not available]

	Duration (hours)																		
Station no.	1st percentile	2nd percentile	10th percentile	25th percentile	50th percentile (median)	75th percentile	90th percentile	98th percentile	99th percentile	Station no.	1st percentile	2nd percentile	10th percentile	25th percentile	50th percentile (median)	75th percentile	90th percentile	98th percentile	99th percentile
0199	1.00	1.00	1.00	1.00	3.00	11.00	22.00	45.00	59.72	4860	1.00	1.00	1.00	1.00	4.00	9.00	23.60	65.60	85.92
0205	1.00	1.00	1.00	1.00	3.00	9.00	19.00	39.20	50.30	4862	1.00	1.00	1.00	1.00	2.00	9.00	21.80	42.00	49.16
0208	1.00	1.00	1.00	2.00	3.00	9.00	21.40	39.04	47.72	5370	1.00	1.00	1.00	1.00	3.00	8.00	19.00	40.10	55.00
0404	1.00	1.00	1.00	1.00	3.00	14.00	23.00	47.94	54.91	5651	1.00	1.00	1.00	1.00	3.00	9.00	20.20	43.04	69.04
0407	1.00	1.00	1.00	1.00	2.00	15.00	28.50	49.90	62.80	5866	1.00	1.00	1.00	2.00	5.00	13.50	26.20	81.56	91.44
0600	1.00	1.00	1.00	1.00	2.00	9.00	19.00	36.00	42.00	6138	1.00	1.00	1.00	2.00	4.00	14.00	27.00	52.98	59.97
0606	--	1.00	1.00	1.00	1.00	7.00	19.40	44.56	--	6275	1.00	1.00	1.00	2.00	4.00	14.00	26.00	50.00	58.00
0646	1.00	1.00	1.00	1.00	3.00	10.00	26.00	49.40	54.60	6435	1.00	1.00	1.00	1.00	3.00	10.00	20.00	37.00	47.06
1120	1.00	1.00	1.00	1.00	4.00	15.00	28.00	54.98	68.00	6492	1.00	1.00	1.00	1.00	2.00	12.00	25.00	37.44	42.66
1440	1.00	1.00	1.00	1.00	2.00	10.00	20.30	40.66	49.33	6619	1.00	1.00	1.00	1.00	2.00	7.00	17.00	41.42	57.44
1446	1.00	1.00	1.00	2.00	3.00	8.00	21.00	46.08	59.08	6659	1.00	1.00	1.00	1.00	3.00	9.00	20.00	42.46	63.46
1469	1.00	1.00	1.00	1.00	3.00	8.00	19.00	38.40	48.20	6797	1.00	1.00	1.00	2.00	4.00	12.00	26.00	48.42	54.21
1475	--	1.00	1.00	1.00	1.00	7.00	21.40	73.96	--	6951	1.00	1.00	1.00	1.00	4.00	10.00	20.00	45.40	56.00
1480	--	--	--	--	12.00	--	--	--	--	7094	1.00	1.00	1.00	1.00	3.00	12.00	23.00	43.00	50.31
1515	1.00	1.00	1.00	1.00	3.00	10.00	20.00	42.00	52.87	7254	1.00	1.00	1.00	1.00	2.00	10.00	20.00	39.00	46.76
1807	1.00	1.00	1.00	2.00	3.00	8.75	19.00	27.00	41.75	7277	--	--	--	--	6.00	--	--	--	--
1840	1.00	1.00	1.00	1.00	1.00	6.00	17.00	31.50	42.75	7279	1.00	1.00	1.00	1.00	2.00	8.00	20.00	37.00	48.00
1881	--	--	--	--	13.00	--	--	--	--	7283	1.00	1.00	1.00	1.00	3.00	11.00	24.00	49.56	59.34
1887	1.00	1.00	1.00	1.00	3.00	10.00	22.00	40.00	50.00	7604	--	--	--	4.00	16.00	27.25	--	--	--
1939	1.00	1.00	1.00	1.00	3.00	9.00	21.00	41.00	54.47	7605	--	--	1.00	1.00	3.00	13.00	25.00	--	--
1950	--	--	1.00	2.00	3.00	13.00	25.60	--	--	7609	1.00	1.00	1.00	1.00	3.00	10.50	24.00	46.00	55.00
1956	--	--	1.00	2.00	4.00	9.00	27.40	--	--	7610	1.00	1.00	1.00	1.00	3.00	10.00	22.00	44.62	61.55
1961	--	--	1.00	2.00	5.00	11.00	29.20	--	--	7638	1.00	1.00	1.00	1.00	3.00	9.50	22.00	44.00	52.50
1963	1.00	1.00	1.00	1.00	3.00	9.00	20.00	43.00	55.38	7649	1.00	1.00	1.00	1.00	4.00	14.00	26.00	51.00	61.05
1982	1.00	1.00	1.00	1.00	1.00	8.00	20.00	34.74	40.37	7651	1.00	1.00	1.00	1.00	3.00	13.00	26.00	50.50	64.75
2030	1.00	1.00	1.00	1.00	2.00	7.00	18.00	37.00	47.00	7735	1.00	1.00	1.00	2.00	5.00	17.00	30.00	60.00	73.00
2139	--	1.00	1.00	2.00	5.00	14.00	28.40	56.88	--	7736	1.00	1.00	1.00	1.00	3.00	15.00	26.00	47.68	60.17
2203	1.00	1.00	1.00	1.00	2.00	9.00	20.00	36.64	55.41	7738	1.00	1.00	1.00	2.00	5.00	16.50	30.70	89.10	110.55
2207	1.00	1.00	1.00	1.00	3.00	9.00	24.00	45.26	62.13	8072	1.00	1.00	1.00	2.00	5.00	14.00	25.00	46.56	61.14
2510	1.00	1.00	1.00	1.00	3.00	10.00	23.00	45.00	54.89	8078	1.00	1.00	1.00	1.00	3.00	12.75	23.10	42.84	61.39
2625	1.00	1.00	1.00	2.00	3.00	10.00	20.30	41.26	63.15	8084	--	1.00	1.00	1.00	3.00	6.00	17.60	47.72	--
2665	1.00	1.00	1.00	1.00	4.00	13.00	24.00	44.86	56.00	8085	1.00	1.00	1.00	1.00	3.00	13.00	24.00	41.00	50.42
2694	1.00	1.00	1.00	2.50	7.00	22.50	36.00	57.24	69.16	8187	1.00	1.00	1.00	1.00	2.00	6.00	19.00	38.80	51.40
2700	1.00	1.00	1.00	1.00	2.00	9.00	21.00	43.36	51.00	8358	--	1.00	1.00	1.00	3.00	8.25	25.40	35.74	--
3145	1.00	1.00	1.00	1.00	3.00	9.00	21.00	45.00	56.28	8501	1.00	1.00	1.00	1.00	3.00	9.00	21.00	40.00	48.00
3242	--	--	2.10	4.50	9.50	26.50	44.90	--	--	8518	1.00	1.00	1.00	1.00	3.00	10.00	22.00	40.00	52.27
3288	1.00	1.00	1.00	2.00	5.00	14.50	33.00	57.28	63.07	8596	1.00	1.00	1.00	1.00	2.00	7.00	17.00	35.00	44.00
3374	1.00	1.00	1.00	2.00	4.00	13.00	25.00	43.72	50.00	8788	1.00	1.00	1.00	2.00	5.00	18.00	33.00	55.00	67.95
4026	--	--	--	--	1.00	--	--	--	--	8816	--	--	--	--	4.00	--	--	--	--
4028	1.00	1.00	1.00	1.00	3.00	7.00	17.00	34.00	40.20	9148	--	--	--	6.25	9.50	23.00	--	--	--
4030	1.00	1.00	1.00	1.00	2.00	8.00	18.70	41.98	44.47	9153	1.00	1.00	1.00	1.00	1.00	13.00	25.00	48.04	65.56
4089	1.00	1.00	1.00	1.00	3.00	11.00	24.00	47.00	64.00	9156	1.00	1.00	1.00	1.00	2.00	8.00	19.00	37.68	44.00
4112	1.00	1.00	1.00	1.00	2.00	9.00	19.50	40.10	54.15	9193	1.00	1.00	1.00	1.00	2.00	9.00	20.00	35.40	46.40
4306	1.00	1.00	1.00	2.00	3.00	9.00	23.00	46.64	56.46	9265	1.00	1.00	1.00	1.00	1.00	7.00	17.00	40.00	44.83
4850	1.00	1.00	1.00	1.00	3.00	10.00	24.00	40.00	50.18	9569	1.00	1.00	1.00	1.00	1.00	7.00	16.00	28.00	38.00
4856	1.00	1.00	1.00	1.00	3.00	12.00	23.00	44.52	78.56	9686	1.00	1.00	1.00	1.00	3.00	9.00	19.00	38.78	45.89

Appendix 2–5.5. Empirical distribution of storm duration defined by 24-hour minimum interevent time for hourly rainfall stations in eastern New Mexico.

[--, not available]

Duration (hours)																			
Station no.	1st percentile	2nd percentile	10th percentile	25th percentile	50th percentile (median)	75th percentile	90th percentile	98th percentile	99th percentile	Station no.	1st percentile	2nd percentile	10th percentile	25th percentile	50th percentile (median)	75th percentile	90th percentile	98th percentile	99th percentile
0199	1.00	1.00	1.00	1.00	4.00	15.00	29.00	54.02	70.68	4860	--	1.00	1.00	2.00	6.00	20.00	31.40	90.68	--
0205	1.00	1.00	1.00	2.00	3.00	12.00	25.00	51.00	59.70	4862	1.00	1.00	1.00	1.00	3.00	18.00	32.00	66.00	89.00
0208	1.00	1.00	1.00	2.00	4.00	16.00	30.00	65.36	90.26	5370	1.00	1.00	1.00	1.00	3.00	12.00	26.00	53.00	72.50
0404	1.00	1.00	1.00	1.00	7.00	19.00	34.90	69.46	84.58	5651	1.00	1.00	1.00	1.00	3.00	10.25	24.70	45.64	69.14
0407	1.00	1.00	1.00	1.00	5.00	25.00	45.20	76.32	84.44	5866	--	1.00	1.00	3.00	10.00	25.00	43.20	105.84	--
0600	1.00	1.00	1.00	1.00	3.00	12.00	24.00	46.50	56.00	6138	1.00	1.00	1.00	2.00	6.00	20.00	39.00	76.26	100.13
0606	--	1.00	1.00	1.00	1.00	17.00	44.00	73.80	--	6275	1.00	1.00	1.00	2.00	6.00	21.00	39.00	75.00	92.56
0646	1.00	1.00	1.00	1.00	5.00	18.25	33.90	58.36	72.00	6435	1.00	1.00	1.00	1.00	3.00	14.00	26.80	57.00	68.56
1120	1.00	1.00	1.00	1.00	6.00	23.00	43.00	80.00	100.40	6492	1.00	1.00	1.00	1.00	3.00	17.00	32.00	61.80	71.40
1440	1.00	1.00	1.00	1.00	4.00	16.00	32.00	70.00	75.06	6619	1.00	1.00	1.00	1.00	3.00	12.50	26.00	61.80	79.70
1446	1.00	1.00	1.00	2.00	3.00	11.00	27.40	52.28	60.14	6659	1.00	1.00	1.00	1.00	3.00	12.00	26.00	58.80	76.30
1469	1.00	1.00	1.00	1.00	3.00	12.00	25.00	49.00	59.28	6797	1.00	1.00	1.00	2.00	6.00	21.25	32.00	76.38	85.59
1475	--	1.00	1.00	1.00	1.00	7.00	28.60	75.64	--	6951	1.00	1.00	1.00	1.00	4.00	11.00	26.40	58.72	63.52
1480	--	--	--	--	12.00	--	--	--	--	7094	1.00	1.00	1.00	1.00	4.00	17.00	29.00	53.00	65.00
1515	1.00	1.00	1.00	1.00	4.00	15.00	28.00	58.22	71.00	7254	1.00	1.00	1.00	1.00	3.00	14.00	28.00	53.98	63.99
1807	1.00	1.00	1.00	2.00	3.00	10.00	23.00	49.36	53.34	7277	--	--	--	--	6.00	--	--	--	--
1840	1.00	1.00	1.00	1.00	2.00	12.00	26.00	52.70	64.80	7279	1.00	1.00	1.00	1.00	3.00	15.00	28.00	52.12	64.68
1881	--	--	--	--	13.00	--	--	--	--	7283	1.00	1.00	1.00	2.00	5.00	23.00	47.00	86.80	98.90
1887	1.00	1.00	1.00	2.00	5.00	17.00	31.00	60.00	72.65	7604	--	--	--	4.00	16.00	27.25	--	--	--
1939	1.00	1.00	1.00	1.00	4.00	13.00	28.00	56.00	72.25	7605	--	--	1.00	1.00	3.00	25.75	38.90	--	--
1950	--	--	1.00	2.00	4.00	13.25	25.90	--	--	7609	1.00	1.00	1.00	1.00	4.00	16.00	33.00	64.88	76.08
1956	--	--	1.00	2.00	4.50	10.25	28.80	--	--	7610	1.00	1.00	1.00	1.00	3.00	15.00	30.00	61.14	76.33
1961	--	--	1.00	2.00	5.00	11.00	29.20	--	--	7638	1.00	1.00	1.00	1.00	4.00	17.50	32.00	60.00	72.00
1963	1.00	1.00	1.00	1.00	3.00	14.00	29.00	60.00	74.28	7649	1.00	1.00	1.00	2.00	6.00	23.00	40.00	75.00	96.80
1982	1.00	1.00	1.00	1.00	1.00	15.00	26.60	51.00	63.66	7651	1.00	1.00	1.00	1.00	4.00	22.00	42.60	88.92	96.60
2030	1.00	1.00	1.00	1.00	3.00	12.00	26.00	50.14	60.07	7735	1.00	1.00	1.00	2.00	7.00	24.00	45.00	87.44	109.08
2139	--	1.00	1.00	2.00	6.00	22.00	42.70	95.38	--	7736	1.00	1.00	1.00	1.00	6.00	23.00	40.00	74.00	92.30
2203	1.00	1.00	1.00	1.00	3.00	13.00	25.10	55.62	67.53	7738	1.00	1.00	1.00	2.00	9.00	24.75	40.00	109.50	177.00
2207	1.00	1.00	1.00	1.00	4.00	18.00	30.00	54.16	74.55	8072	1.00	1.00	1.00	2.00	7.00	21.00	35.00	70.10	79.55
2510	1.00	1.00	1.00	1.00	4.00	17.50	33.00	58.00	71.00	8078	1.00	1.00	1.00	1.00	4.00	18.00	29.00	54.98	66.97
2625	1.00	1.00	1.00	2.00	4.00	14.00	26.00	59.40	65.90	8084	--	1.00	1.00	1.00	3.00	9.50	27.20	48.36	--
2665	1.00	1.00	1.00	2.00	5.00	19.00	33.00	61.44	73.00	8085	1.00	1.00	1.00	1.00	5.00	19.00	32.00	60.52	68.00
2694	1.00	1.00	1.00	4.00	17.00	30.00	52.80	134.04	157.74	8187	1.00	1.00	1.00	1.00	4.00	17.25	30.00	62.74	82.25
2700	1.00	1.00	1.00	1.00	3.00	17.00	32.00	62.00	73.00	8358	--	1.00	1.00	1.00	3.00	8.75	27.80	46.78	--
3145	1.00	1.00	1.00	1.50	3.00	11.50	26.00	53.40	67.20	8501	1.00	1.00	1.00	1.00	4.00	16.00	30.00	58.92	69.00
3242	--	--	2.00	4.00	9.00	25.00	67.00	--	--	8518	1.00	1.00	1.00	1.00	4.00	16.00	30.00	56.00	66.28
3288	1.00	1.00	1.00	2.00	8.00	25.00	38.20	92.44	139.12	8596	1.00	1.00	1.00	1.00	2.00	10.50	24.00	50.00	60.00
3374	1.00	1.00	1.00	2.00	5.00	18.00	31.00	58.68	71.67	8788	1.00	1.00	1.00	2.00	9.00	26.00	45.00	77.06	89.12
4026	--	--	--	--	.00	--	--	--	--	8816	--	--	--	--	4.00	--	--	--	--
4028	1.00	1.00	1.00	1.00	3.00	8.00	24.00	39.12	49.51	9148	--	--	--	4.50	9.00	44.00	--	--	--
4030	1.00	1.00	1.00	1.00	2.00	9.00	20.00	43.04	44.52	9153	--	1.00	1.00	1.00	1.00	13.00	31.60	79.36	--
4089	1.00	1.00	1.00	1.00	4.00	15.75	30.00	72.00	89.00	9156	1.00	1.00	1.00	1.00	3.00	13.00	27.00	52.00	70.04
4112	1.00	1.00	1.00	1.00	2.00	12.00	25.00	59.08	74.08	9193	1.00	1.00	1.00	1.00	2.00	13.75	26.70	54.28	68.07
4306	1.00	1.00	1.00	2.00	4.00	14.00	29.00	58.36	70.00	9265	1.00	1.00	1.00	1.00	2.00	12.00	25.00	47.04	61.30
4850	1.00	1.00	1.00	1.00	4.00	20.00	34.00	70.74	85.58	9569	1.00	1.00	1.00	1.00	2.00	11.00	24.00	49.00	54.00
4856	1.00	1.00	1.00	1.00	4.00	16.00	31.00	69.56	92.72	9686	1.00	1.00	1.00	1.00	3.00	13.00	26.00	50.00	58.00

Appendix 2–5.6. Empirical distribution of storm duration defined by 48-hour minimum interevent time for hourly rainfall stations in eastern New Mexico.

[--, not available]

	Duration (hours)																		
Station no.	1st percentile	2nd percentile	10th percentile	25th percentile	50th percentile (median)	75th percentile	90th percentile	98th percentile	99th percentile	Station no.	1st percentile	2nd percentile	10th percentile	25th percentile	50th percentile (median)	75th percentile	90th percentile	98th percentile	99th percentile
0199	1.00	1.00	1.00	1.00	7.00	26.00	55.00	113.96	134.96	4860	--	1.00	1.00	2.00	7.00	28.50	75.60	219.04	--
0205	1.00	1.00	1.00	2.00	5.00	24.00	52.70	100.00	115.02	4862	1.00	1.00	1.00	1.00	9.00	35.00	69.00	142.24	152.42
0208	1.00	1.00	1.00	2.00	7.00	28.75	52.60	122.38	171.46	5370	1.00	1.00	1.00	1.00	4.00	23.00	51.40	92.48	108.74
0404	1.00	1.00	1.00	1.00	13.00	38.50	81.00	171.30	201.25	5651	1.00	1.00	1.00	1.25	3.00	14.00	34.00	70.34	87.75
0407	1.00	1.00	1.00	1.00	22.00	48.00	106.10	191.18	205.06	5866	--	1.00	3.00	9.00	20.50	65.00	101.30	174.58	--
0600	1.00	1.00	1.00	1.00	5.00	21.00	46.00	84.28	102.00	6138	1.00	1.00	1.00	3.00	13.00	44.75	77.00	145.00	174.73
0606	--	--	1.00	1.00	1.00	34.00	84.20	--	--	6275	1.00	1.00	1.00	2.00	13.00	40.00	76.00	182.00	225.60
0646	1.00	1.00	1.00	1.00	8.00	30.00	58.00	116.20	172.80	6435	1.00	1.00	1.00	1.00	5.00	23.00	52.00	107.10	123.62
1120	1.00	1.00	1.00	2.00	15.00	48.00	93.60	186.64	224.76	6492	1.00	1.00	1.00	1.00	7.00	28.00	50.80	110.20	124.20
1440	1.00	1.00	1.00	1.00	8.00	30.00	69.20	143.32	170.64	6619	1.00	1.00	1.00	1.00	4.00	25.00	57.00	104.78	144.39
1446	1.00	1.00	1.00	2.00	4.00	21.00	48.00	98.40	110.35	6659	1.00	1.00	1.00	2.00	6.00	25.00	52.00	88.00	115.35
1469	1.00	1.00	1.00	1.00	4.00	22.00	47.00	88.56	102.40	6797	1.00	1.00	1.00	3.00	12.00	32.00	68.00	182.60	219.40
1475	--	--	1.00	1.00	1.00	11.50	37.00	--	--	6951	1.00	1.00	1.00	1.75	6.00	24.25	56.00	142.16	190.55
1480	--	--	--	--	12.00	--	--	--	--	7094	1.00	1.00	1.00	2.00	9.00	31.00	65.00	119.82	139.41
1515	1.00	1.00	1.00	2.00	7.00	29.00	58.00	121.00	161.00	7254	1.00	1.00	1.00	1.00	5.00	25.75	52.50	101.50	117.75
1807	1.00	1.00	1.00	2.00	4.00	19.00	45.00	71.20	92.40	7277	--	--	--	--	6.00	--	--	--	--
1840	1.00	1.00	1.00	1.00	4.00	26.00	61.00	106.00	114.40	7279	1.00	1.00	1.00	1.00	6.00	30.00	61.60	124.00	145.84
1881	--	--	--	--	119.00	--	--	--	--	7283	1.00	1.00	1.00	2.00	12.00	49.00	85.80	168.44	218.06
1887	1.00	1.00	1.00	2.00	8.00	34.00	69.00	132.70	162.45	7604	--	--	--	--	19.00	--	--	--	--
1939	1.00	1.00	1.00	2.00	6.00	27.00	55.00	111.62	131.62	7605	--	--	1.00	1.00	3.50	30.50	57.40	--	--
1950	--	--	1.00	2.00	8.00	25.00	46.60	--	--	7609	1.00	1.00	1.00	2.00	6.00	31.00	62.00	112.70	131.95
1956	--	--	1.00	2.00	8.00	28.00	51.60	--	--	7610	1.00	1.00	1.00	1.00	6.00	26.00	51.00	98.34	128.04
1961	--	--	1.00	2.00	9.50	29.75	45.90	--	--	7638	1.00	1.00	1.00	1.00	8.00	33.00	61.00	119.10	140.05
1963	1.00	1.00	1.00	1.00	6.00	29.00	57.60	106.00	135.12	7649	1.00	1.00	1.00	2.00	15.00	47.00	91.80	170.00	214.18
1982	1.00	1.00	1.00	1.00	5.00	30.00	54.30	104.06	126.18	7651	1.00	1.00	1.00	1.00	13.00	49.00	92.00	185.96	198.00
2030	1.00	1.00	1.00	1.00	5.00	27.00	52.00	99.00	126.00	7735	1.00	1.00	1.00	3.00	13.00	42.00	81.40	171.12	214.14
2139	--	1.00	1.00	3.00	13.00	39.75	81.60	252.46	--	7736	1.00	1.00	1.00	2.00	15.00	43.00	90.00	164.40	221.00
2203	1.00	1.00	1.00	1.00	6.00	26.00	52.00	96.38	117.00	7738	1.00	1.00	1.00	2.00	10.00	36.75	69.40	121.10	190.25
2207	1.00	1.00	1.00	1.00	4.00	29.75	61.10	122.22	136.88	8072	1.00	1.00	1.00	3.00	11.50	36.00	74.30	130.78	150.00
2510	1.00	1.00	1.00	1.00	7.00	31.00	62.00	112.00	143.32	8078	1.00	1.00	1.00	2.00	7.00	26.25	62.50	98.90	108.40
2625	1.00	1.00	1.00	2.00	5.00	23.00	51.00	103.92	128.31	8084	--	--	1.00	1.00	5.50	24.00	34.30	--	--
2665	1.00	1.00	1.00	2.00	9.00	33.00	64.00	121.06	144.06	8085	1.00	1.00	1.00	1.00	11.00	33.00	68.00	120.00	135.65
2694	--	1.00	2.00	9.00	26.00	74.50	111.80	283.60	--	8187	1.00	1.00	1.00	2.00	5.00	29.00	72.00	134.80	216.42
2700	1.00	1.00	1.00	1.00	9.00	38.00	74.00	140.00	171.16	8358	--	1.00	1.00	1.00	3.00	15.00	48.20	94.80	--
3145	1.00	1.00	1.00	2.00	4.00	19.00	48.00	109.00	123.00	8501	1.00	1.00	1.00	2.00	7.00	31.00	60.00	128.12	164.73
3242	--	--	2.00	4.00	10.00	51.50	90.00	--	--	8518	1.00	1.00	1.00	2.00	7.00	29.00	59.00	116.30	141.30
3288	--	1.00	1.00	3.00	10.50	33.75	70.10	199.28	--	8596	1.00	1.00	1.00	1.00	4.00	24.00	52.00	95.88	113.82
3374	1.00	1.00	1.00	2.00	8.00	33.00	63.40	123.16	149.54	8788	1.00	1.00	1.00	3.00	18.00	48.00	85.80	166.00	179.46
4026	--	--	--	--	.00	--	--	--	--	8816	--	--	--	--	4.00	--	--	--	--
4028	1.00	1.00	1.00	1.00	3.00	19.00	48.40	80.76	118.84	9148	--	--	--	--	10.00	--	--	--	--
4030	1.00	1.00	1.00	1.00	3.00	21.75	53.30	97.60	112.62	9153	--	1.00	1.00	1.00	7.00	43.00	91.00	152.92	--
4089	1.00	1.00	1.00	1.00	6.00	27.00	58.00	128.10	167.70	9156	1.00	1.00	1.00	1.00	5.00	26.00	53.00	96.00	108.00
4112	1.00	1.00	1.00	1.00	5.00	23.00	48.00	111.20	133.20	9193	1.00	1.00	1.00	1.00	6.00	30.00	57.00	101.16	148.74
4306	1.00	1.00	1.00	2.00	7.00	28.00	54.20	110.00	147.48	9265	1.00	1.00	1.00	1.00	3.00	20.25	47.70	112.52	142.46
4850	1.00	1.00	1.00	2.00	9.00	35.00	72.00	138.00	203.67	9569	1.00	1.00	1.00	1.00	3.00	20.00	48.00	83.96	115.36
4856	1.00	1.00	1.00	1.00	9.00	30.25	55.00	123.02	153.09	9686	1.00	1.00	1.00	1.00	5.00	25.00	51.30	97.00	110.86

Appendix 2–5.7. Empirical distribution of storm duration defined by 72-hour minimum interevent time for hourly rainfall stations in eastern New Mexico.

[--, not available]

	Duration (hours)																		
Station no.	1st percentile	2nd percentile	10th percentile	25th percentile	50th percentile (median)	75th percentile	90th percentile	98th percentile	99th percentile	Station no.	1st percentile	2nd percentile	10th percentile	25th percentile	50th percentile (median)	75th percentile	90th percentile	98th percentile	99th percentile
0199	1.00	1.00	1.00	2.00	9.00	43.75	99.10	201.28	233.92	4860	--	1.00	1.00	2.00	9.00	58.25	126.40	394.30	--
0205	1.00	1.00	1.00	2.00	7.00	41.00	81.00	169.00	181.00	4862	1.00	1.00	1.00	1.00	18.00	62.00	132.00	229.40	261.10
0208	1.00	1.00	1.00	2.50	8.00	41.00	97.40	199.32	288.92	5370	1.00	1.00	1.00	1.00	6.00	33.00	72.00	161.16	205.32
0404	--	1.00	1.00	3.00	31.00	86.50	193.60	306.06	--	5651	1.00	1.00	1.00	2.00	4.00	21.00	70.20	179.96	205.48
0407	1.00	1.00	1.00	2.75	29.00	85.00	169.40	258.50	343.96	5866	--	--	2.70	9.00	20.50	89.00	209.00	--	--
0600	1.00	1.00	1.00	1.00	7.00	35.00	76.00	152.20	177.42	6138	1.00	1.00	1.00	4.00	18.00	61.00	138.00	312.30	375.53
0606	--	--	1.00	1.00	17.00	82.50	136.00	--	--	6275	1.00	1.00	1.00	3.00	18.00	60.00	126.00	261.66	307.66
0646	1.00	1.00	1.00	1.00	8.00	50.50	105.00	255.04	302.68	6435	1.00	1.00	1.00	2.00	7.00	36.00	87.00	183.00	220.75
1120	1.00	1.00	1.00	3.00	23.00	77.75	153.00	335.00	438.22	6492	1.00	1.00	1.00	1.00	12.50	45.75	82.00	174.80	209.81
1440	1.00	1.00	1.00	1.00	13.00	52.00	116.40	221.24	250.58	6619	1.00	1.00	1.00	1.00	7.00	48.00	91.40	172.96	194.00
1446	1.00	1.00	1.00	2.00	6.00	37.25	74.50	163.00	174.90	6659	1.00	1.00	1.00	2.00	7.00	40.00	77.00	151.00	179.45
1469	1.00	1.00	1.00	1.00	6.00	33.00	73.00	141.26	173.63	6797	1.00	1.00	1.00	4.00	17.00	56.00	124.00	247.22	387.92
1475	--	--	1.00	1.00	7.00	37.00	93.40	--	--	6951	1.00	1.00	1.00	2.00	9.00	51.00	88.80	211.28	239.17
1480	--	--	--	--	8.00	--	--	--	--	7094	1.00	1.00	1.00	2.00	16.00	53.25	104.00	207.00	233.79
1515	1.00	1.00	1.00	2.00	12.00	52.00	104.80	221.38	282.90	7254	1.00	1.00	1.00	1.00	10.00	41.00	93.30	191.12	217.03
1807	1.00	1.00	1.00	2.00	6.00	25.25	67.60	130.66	188.51	7277	--	--	--	--	6.00	--	--	--	--
1840	1.00	1.00	1.00	1.00	7.00	47.00	93.20	167.36	189.36	7279	1.00	1.00	1.00	1.00	12.00	56.00	115.00	241.54	277.54
1881	--	--	--	--	119.00	--	--	--	--	7283	1.00	1.00	1.00	3.00	25.00	80.00	147.60	281.80	369.96
1887	1.00	1.00	1.00	3.00	14.00	59.00	109.00	238.84	285.24	7604	--	--	--	--	78.00	--	--	--	--
1939	1.00	1.00	1.00	2.00	9.00	47.00	92.00	175.12	211.00	7605	--	--	1.00	1.00	11.00	43.00	125.20	--	--
1950	--	--	1.00	2.00	13.00	42.00	70.80	--	--	7609	1.00	1.00	1.00	2.00	9.00	47.25	96.20	188.10	270.86
1956	--	--	1.00	2.00	9.50	50.50	102.30	--	--	7610	1.00	1.00	1.00	1.00	9.00	40.00	81.80	171.00	238.26
1961	--	--	1.00	4.25	11.50	56.50	110.00	--	--	7638	1.00	1.00	1.00	2.00	12.00	49.00	106.40	214.84	279.84
1963	1.00	1.00	1.00	2.00	11.00	53.00	99.40	187.00	217.70	7649	1.00	1.00	1.00	3.00	21.00	73.00	147.00	305.72	370.10
1982	1.00	1.00	1.00	1.00	12.00	47.00	94.00	187.40	250.40	7651	1.00	1.00	1.00	1.00	23.50	66.00	143.30	387.44	467.64
2030	1.00	1.00	1.00	1.00	8.00	46.00	93.00	184.40	216.70	7735	1.00	1.00	1.00	3.00	17.00	62.00	139.40	271.58	361.58
2139	--	1.00	1.00	3.00	17.00	55.50	142.80	330.04	--	7736	1.00	1.00	1.00	3.00	23.00	72.25	146.30	304.22	344.63
2203	1.00	1.00	1.00	1.00	8.00	39.50	72.80	146.40	234.94	7738	--	1.00	1.00	3.00	13.00	51.00	107.60	292.68	--
2207	1.00	1.00	1.00	1.75	9.50	50.00	101.80	176.96	216.84	8072	1.00	1.00	1.00	4.00	21.00	67.75	126.00	219.50	297.95
2510	1.00	1.00	1.00	2.00	11.00	49.00	95.00	192.08	220.52	8078	1.00	1.00	1.00	2.00	11.00	53.25	102.00	199.20	233.70
2625	1.00	1.00	1.00	2.00	7.00	43.25	98.20	172.06	211.31	8084	--	--	1.00	1.00	6.00	34.50	76.20	--	--
2665	1.00	1.00	1.00	3.00	14.00	53.00	105.00	214.70	256.15	8085	1.00	1.00	1.00	2.00	17.00	55.00	103.40	208.04	245.69
2694	--	1.00	3.00	16.00	33.00	97.00	257.00	440.20	--	8187	1.00	1.00	1.00	2.00	7.00	52.50	100.20	191.52	222.38
2700	1.00	1.00	1.00	1.00	16.00	62.00	126.00	265.40	331.40	8358	--	--	1.00	1.00	3.00	21.00	60.00	--	--
3145	1.00	1.00	1.00	2.00	5.50	27.25	71.00	135.92	207.86	8501	1.00	1.00	1.00	2.00	11.00	54.00	116.00	211.12	247.02
3242	--	--	2.60	4.00	10.00	59.00	146.20	--	--	8518	1.00	1.00	1.00	2.00	13.00	50.00	98.00	211.20	252.70
3288	--	1.00	1.00	3.00	22.50	67.00	124.50	366.00	--	8596	1.00	1.00	1.00	1.00	8.00	46.00	85.70	154.96	194.09
3374	1.00	1.00	1.00	3.00	14.00	50.00	104.60	208.76	290.82	8788	1.00	1.00	1.00	3.00	21.50	69.25	126.00	266.50	378.00
4026	--	--	--	--	.00	--	--	--	--	8816	--	--	--	--	4.00	--	--	--	--
4028	1.00	1.00	1.00	1.00	5.00	32.25	72.40	180.10	202.70	9148	--	--	--	--	115.00	--	--	--	--
4030	1.00	1.00	1.00	1.00	7.00	43.25	90.00	131.30	171.95	9153	--	1.00	1.00	1.00	7.00	79.00	121.00	245.32	--
4089	1.00	1.00	1.00	1.00	9.00	44.00	99.00	231.00	290.00	9156	1.00	1.00	1.00	1.00	8.00	43.00	91.50	169.00	193.00
4112	1.00	1.00	1.00	1.00	7.00	36.00	84.80	147.32	181.56	9193	1.00	1.00	1.00	1.00	15.00	56.50	101.40	168.76	190.38
4306	1.00	1.00	1.00	2.00	10.00	52.00	110.00	203.92	218.65	9265	1.00	1.00	1.00	1.00	5.00	32.00	71.00	163.88	193.80
4850	1.00	1.00	1.00	2.00	15.50	63.25	120.70	248.22	340.57	9569	1.00	1.00	1.00	1.00	7.00	38.00	75.90	178.04	211.38
4856	1.00	1.00	1.00	2.00	12.00	48.00	113.00	249.20	332.60	9686	1.00	1.00	1.00	2.00	7.00	37.00	84.60	171.96	207.56

Appendix 3—
Storm Statistics for Hourly Rainfall Stations in Oklahoma

Blank Page

Appendix 3–1.1. Number of storms, total duration, and mean storm interevent time defined by 6-hour minimum interevent time for hourly rainfall stations in Oklahoma.

[--, not available]

Station no.	No. of storms	Total duration (hours)	Mean storm interevent time (days)	Station no.	No. of storms	Total duration (hours)	Mean storm interevent time (days)	Station no.	No. of storms	Total duration (hours)	Mean storm interevent time (days)	Station no.	No. of storms	Total duration (hours)	Mean storm interevent time (days)
0017	37	2,016	1.98	2665	1,504	279,696	7.52	5063	14	2,208	6.22	7412	2,444	484,014	8.09
0026	1,243	189,192	6.09	2678	22	2,016	3.56	5068	133	16,080	4.82	7556	550	91,044	6.73
0179	1,583	306,537	7.92	2849	2,567	448,934	7.10	5108	3,467	478,177	5.49	7588	677	158,232	9.51
0188	902	200,904	9.06	2852	307	49,728	6.60	5329	25	2,016	3.00	7660	2,443	483,990	8.08
0215	2,625	483,917	7.44	2994	585	72,336	4.92	5463	1,615	288,975	7.30	7675	1,959	309,543	6.41
0242	1,188	227,208	7.74	2997	343	46,728	5.41	5581	32	2,016	2.25	7705	3,260	484,086	5.99
0256	3,676	468,853	5.11	3002	2,245	484,178	8.82	5582	343	55,368	6.47	7714	788	195,072	10.09
0260	32	5,808	7.22	3281	2,723	438,744	6.51	5589	1,621	238,629	5.97	7732	1,268	201,624	6.37
0292	1,033	181,645	7.15	3286	3,211	455,654	5.69	5648	2,750	484,213	7.16	7739	1,875	254,039	5.46
0293	1,434	219,878	6.21	3304	2,694	483,966	7.28	5662	715	86,616	4.77	8029	884	200,160	9.23
0296	739	98,640	5.31	3353	27	1,896	2.50	5664	1,336	198,470	6.00	8092	4	1,464	15.25
0535	1,168	162,830	5.64	3407	461	84,292	7.41	6130	3,432	484,134	5.64	8101	2,435	484,151	8.12
0537	368	46,007	5.05	3497	3,194	484,026	6.12	6328	682	168,768	10.07	8290	1,972	290,040	5.92
0670	4,021	484,231	4.81	3628	2,457	484,135	8.04	6391	41	4,416	4.33	8420	839	146,696	7.04
0814	120	34,320	11.84	3700	1,753	276,120	6.32	6485	3,402	459,723	5.41	8470	61	20,496	13.77
0908	1,336	335,099	10.29	3740	2,873	483,978	6.81	6612	25	21,154	35.08	8497	3,659	484,182	5.30
0912	839	158,520	7.68	3830	502	86,928	6.97	6616	2,926	483,347	6.69	8501	3,020	453,753	6.06
1148	31	2,088	2.47	3835	227	29,640	5.23	6620	1,286	188,946	5.95	8504	318	56,224	7.23
1168	2,373	288,946	4.81	4001	10	1,296	5.27	6627	1,652	233,650	5.69	8708	1,660	295,443	7.26
1391	38	2,136	2.03	4008	50	5,808	4.49	6638	3,194	466,694	5.88	8769	3,068	435,941	5.69
1436	1,864	268,080	5.71	4010	1,317	173,856	5.22	6643	208	26,304	5.01	8879	332	67,200	8.23
1437	1,457	216,039	6.00	4051	1,576	229,608	5.85	6656	483	56,808	4.66	8884	10	672	2.43
1544	4,314	483,436	4.45	4052	1,780	251,204	5.70	6661	4,081	484,166	4.69	8992	4,476	482,102	4.23
1684	2,953	434,246	5.94	4098	3,085	422,152	5.47	6729	2,801	372,427	5.30	9014	69	16,080	9.53
1688	196	50,400	10.48	4202	2,591	445,343	7.00	6740	992	186,220	7.66	9023	3,912	481,954	4.86
1750	2,443	392,817	6.53	4204	274	45,192	6.67	6760	1,284	246,192	7.76	9247	34	2,016	2.14
1855	43	2,016	1.69	4384	3,680	455,726	4.92	6859	3,339	484,210	5.83	9278	28	1,896	2.51
1891	5	2,784	23.03	4386	2,052	248,882	4.80	6926	23	2,184	3.70	9300	41	2,184	1.90
1900	2,218	308,928	5.55	4388	139	15,624	4.47	6935	3,554	463,634	5.24	9364	33	2,184	2.49
1902	1,088	149,600	5.55	4393	2,990	425,017	5.70	6940	0	24	--	9404	2,739	481,280	7.11
1909	30	2,016	2.47	4506	1,972	270,888	5.49	6944	3,521	484,090	5.53	9450	2,100	309,586	5.96
1954	39	2,016	1.88	4692	739	106,656	5.76	7080	2,334	277,331	4.71	9503	598	83,256	5.52
2145	267	55,368	8.41	4812	2,552	349,689	5.48	7196	2,613	445,356	6.89	9629	2,958	481,788	6.57
2242	31	2,088	2.44	4865	3,482	484,184	5.55	7201	314	38,616	4.89	9719	1,157	190,528	6.61
2309	242	33,600	5.56	4969	296	46,056	6.27	7309	1,864	262,049	5.68	9724	988	117,472	4.77
2334	1,615	257,534	6.48	4975	2,136	283,256	5.31	7358	1,124	151,944	5.37	9748	1,578	196,347	5.01
2500	22	2,184	3.79	4978	2,842	446,857	6.36	7372	37	2,112	2.05	9762	1,527	267,312	7.07
2654	1,318	204,388	6.29												

Appendix 3–1.2. Number of storms, total duration, and mean storm interevent time defined by 8-hour minimum interevent time for hourly rainfall stations in Oklahoma.

[--, not available]

Station no.	No. of storms	Total duration (hours)	Mean storm interevent time (days)	Station no.	No. of storms	Total duration (hours)	Mean storm interevent time (days)	Station no.	No. of storms	Total duration (hours)	Mean storm interevent time (days)	Station no.	No. of storms	Total duration (hours)	Mean storm interevent time (days)
0017	34	2,016	2.13	2665	1,427	279,696	7.91	5063	14	2,208	6.22	7412	2,322	484,014	8.50
0026	1,179	189,192	6.40	2678	21	2,016	3.72	5068	127	16,080	5.03	7556	509	91,044	7.25
0179	1,483	306,537	8.43	2849	2,417	448,934	7.53	5108	3,266	478,177	5.81	7588	648	158,232	9.92
0188	857	200,904	9.53	2852	279	49,728	7.24	5329	24	2,016	3.12	7660	2,323	483,990	8.49
0215	2,499	483,917	7.80	2994	556	72,336	5.16	5463	1,524	288,975	7.72	7675	1,832	309,543	6.83
0242	1,143	227,208	8.04	2997	331	46,728	5.60	5581	31	2,016	2.31	7705	3,088	484,086	6.31
0256	3,449	468,853	5.43	3002	2,156	484,178	9.17	5582	325	55,368	6.82	7714	749	195,072	10.60
0260	30	5,808	7.68	3281	2,559	438,744	6.91	5589	1,507	238,629	6.40	7732	1,215	201,624	6.63
0292	959	181,645	7.68	3286	3,029	455,654	6.02	5648	2,605	484,213	7.55	7739	1,763	254,039	5.79
0293	1,360	219,878	6.54	3304	2,569	483,966	7.62	5662	668	86,616	5.09	8029	843	200,160	9.67
0296	686	98,640	5.70	3353	22	1,896	3.01	5664	1,248	198,470	6.41	8092	4	1,464	15.25
0535	1,081	162,830	6.08	3407	423	84,292	8.05	6130	3,235	484,134	5.96	8101	2,303	484,151	8.57
0537	345	46,007	5.36	3497	2,967	484,026	6.57	6328	653	168,768	10.50	8290	1,870	290,040	6.22
0670	3,782	484,231	5.10	3628	2,341	484,135	8.42	6391	39	4,416	4.53	8420	805	146,696	7.32
0814	118	34,320	12.04	3700	1,663	276,120	6.65	6485	3,193	459,723	5.75	8470	55	20,496	15.25
0908	1,291	335,099	10.64	3740	2,723	483,978	7.17	6612	23	21,154	38.11	8497	3,425	484,182	5.64
0912	805	158,520	7.99	3830	472	86,928	7.40	6616	2,752	483,347	7.10	8501	2,848	453,753	6.41
1148	31	2,088	2.47	3835	219	29,640	5.41	6620	1,204	188,946	6.34	8504	302	56,224	7.60
1168	2,242	288,946	5.07	4001	9	1,296	5.83	6627	1,551	233,650	6.04	8708	1,558	295,443	7.71
1391	35	2,136	2.19	4008	45	5,808	4.96	6638	2,996	466,694	6.25	8769	2,875	435,941	6.05
1436	1,786	268,080	5.95	4010	1,252	173,856	5.47	6643	203	26,304	5.13	8879	317	67,200	8.61
1437	1,357	216,039	6.42	4051	1,492	229,608	6.17	6656	451	56,808	4.98	8884	10	672	2.43
1544	4,016	483,436	4.76	4052	1,658	251,204	6.10	6661	3,807	484,166	5.01	8992	4,180	482,102	4.51
1684	2,783	434,246	6.28	4098	2,913	422,152	5.77	6729	2,658	372,427	5.58	9014	67	16,080	9.81
1688	182	50,400	11.26	4202	2,437	445,343	7.42	6740	956	186,220	7.93	9023	3,698	481,954	5.13
1750	2,305	392,817	6.91	4204	253	45,192	7.20	6760	1,220	246,192	8.15	9247	31	2,016	2.32
1855	39	2,016	1.83	4384	3,459	455,726	5.22	6859	3,140	484,210	6.18	9278	25	1,896	2.78
1891	5	2,784	22.98	4386	1,937	248,882	5.07	6926	21	2,184	4.03	9300	37	2,184	2.07
1900	2,112	308,928	5.81	4388	130	15,624	4.76	6935	3,314	463,634	5.60	9364	31	2,184	2.63
1902	1,022	149,600	5.89	4393	2,837	425,017	6.00	6940	0	24	--	9404	2,589	48,1280	7.51
1909	28	2,016	2.62	4506	1,871	270,888	5.77	6944	3,289	484,090	5.90	9450	1,973	309,586	6.33
1954	36	2,016	2.02	4692	706	106,656	6.01	7080	2,215	277,331	4.95	9503	564	83,256	5.84
2145	254	55,368	8.83	4812	2,421	349,689	5.76	7196	2,467	445,356	7.29	9629	2,792	481,788	6.94
2242	29	2,088	2.59	4865	3,276	484,184	5.88	7201	299	38,616	5.13	9719	1,101	190,528	6.94
2309	226	33,600	5.93	4969	284	46,056	6.52	7309	1,732	262,049	6.09	9724	916	117,472	5.12
2334	1,508	257,534	6.92	4975	2,004	283,256	5.65	7358	1,071	151,944	5.62	9748	1,461	196,347	5.39
2500	21	2,184	3.95	4978	2,669	446,857	6.76	7372	32	2,112	2.32	9762	1,465	267,312	7.36
2654	1,247	204,388	6.64												

Appendix 3–1.3. Number of storms, total duration, and mean storm interevent time defined by 12-hour minimum interevent time for hourly rainfall stations in Oklahoma.

[--, not available]

Station no.	No. of storms	Total duration (hours)	Mean storm interevent time (days)	Station no.	No. of storms	Total duration (hours)	Mean storm interevent time (days)	Station no.	No. of storms	Total duration (hours)	Mean storm interevent time (days)	Station no.	No. of storms	Total duration (hours)	Mean storm interevent time (days)
0017	27	2,016	2.55	2665	1,347	279,696	8.36	5063	12	2,208	7.20	7412	2,156	484,014	9.12
0026	1,098	189,192	6.85	2678	18	2,016	4.25	5068	114	16,080	5.56	7556	472	91,044	7.79
0179	1,346	306,537	9.25	2849	2,237	448,934	8.10	5108	3,019	478,177	6.25	7588	613	158,232	10.47
0188	782	200,904	10.40	2852	259	49,728	7.77	5329	22	2,016	3.37	7660	2,174	483,990	9.04
0215	2,359	483,917	8.24	2994	510	72,336	5.59	5463	1,377	288,975	8.50	7675	1,658	309,543	7.51
0242	1,057	227,208	8.66	2997	310	46,728	5.95	5581	27	2,016	2.60	7705	2,822	484,086	6.87
0256	3,153	468,853	5.91	3002	2,019	484,178	9.77	5582	307	55,368	7.20	7714	694	195,072	11.41
0260	26	5,808	8.80	3281	2,378	438,744	7.41	5589	1,381	238,629	6.95	7732	1,138	201,624	7.06
0292	875	181,645	8.38	3286	2,813	455,654	6.45	5648	2,411	484,213	8.12	7739	1,620	254,039	6.27
0293	1,246	219,878	7.10	3304	2,395	483,966	8.15	5662	623	86,616	5.43	8029	798	200,160	10.19
0296	627	98,640	6.20	3353	20	1,896	3.27	5664	1,134	198,470	7.01	8092	4	1,464	15.25
0535	988	162,830	6.61	3407	378	84,292	8.96	6130	2,969	484,134	6.46	8101	2,151	484,151	9.14
0537	320	46,007	5.75	3497	2,715	484,026	7.15	6328	603	168,768	11.34	8290	1,713	290,040	6.76
0670	3,450	484,231	5.55	3628	2,168	484,135	9.06	6391	36	4,416	4.88	8420	755	146,696	7.78
0814	114	34,320	12.45	3700	1,561	276,120	7.06	6485	2,921	459,723	6.25	8470	53	20,496	15.81
0908	1,207	335,099	11.36	3740	2,523	483,978	7.71	6612	21	21,154	41.70	8497	3,124	484,182	6.15
0912	773	158,520	8.30	3830	451	86,928	7.72	6616	2,540	483,347	7.66	8501	2,662	453,753	6.83
1148	25	2,088	2.97	3835	195	29,640	6.02	6620	1,093	188,946	6.94	8504	271	56,224	8.42
1168	2,069	288,946	5.47	4001	8	1,296	6.51	6627	1,426	233,650	6.54	8708	1,425	295,443	8.40
1391	30	2,136	2.49	4008	38	5,808	5.79	6638	2,746	466,694	6.78	8769	2,683	435,941	6.45
1436	1,645	268,080	6.42	4010	1,151	173,856	5.92	6643	177	26,304	5.83	8879	288	67,200	9.43
1437	1,220	216,039	7.10	4051	1,376	229,608	6.65	6656	409	56,808	5.45	8884	8	672	2.93
1544	3,645	483,436	5.20	4052	1,526	251,204	6.60	6661	3,437	484,166	5.51	8992	3,800	482,102	4.92
1684	2,538	434,246	6.85	4098	2,686	422,152	6.23	6729	2,471	372,427	5.97	9014	64	16,080	10.25
1688	166	50,400	12.31	4202	2,229	445,343	8.08	6740	905	186,220	8.36	9023	3,363	481,954	5.60
1750	2,106	392,817	7.52	4204	239	45,192	7.60	6760	1,142	246,192	8.68	9247	28	2,016	2.51
1855	28	2,016	2.39	4384	3,174	455,726	5.65	6859	2,897	484,210	6.67	9278	23	1,896	2.98
1891	4	2,784	29.00	4386	1,781	248,882	5.48	6926	19	2,184	4.41	9300	32	2,184	2.34
1900	1,970	308,928	6.20	4388	115	15,624	5.32	6935	3,014	463,634	6.12	9364	28	2,184	2.87
1902	921	149,600	6.49	4393	2,612	425,017	6.48	6940	0	24	--	9404	2,398	481,280	8.07
1909	24	2,016	2.99	4506	1,717	270,888	6.25	6944	2,989	484,090	6.45	9450	1,803	309,586	6.89
1954	29	2,016	2.39	4692	655	106,656	6.45	7080	2,054	277,331	5.30	9503	508	83,256	6.44
2145	237	55,368	9.44	4812	2,228	349,689	6.23	7196	2,298	445,356	7.79	9629	2,561	481,788	7.53
2242	27	2,088	2.75	4865	3,019	484,184	6.35	7201	283	38,616	5.39	9719	1,039	190,528	7.33
2309	209	33,600	6.39	4969	273	46,056	6.77	7309	1,567	262,049	6.69	9724	841	117,472	5.54
2334	1,406	257,534	7.40	4975	1,819	283,256	6.18	7358	991	151,944	6.04	9748	1,317	196,347	5.93
2500	19	2,184	4.34	4978	2,440	446,857	7.36	7372	26	2,112	2.77	9762	1,382	267,312	7.78
2654	1,138	204,388	7.23												

Appendix 3–1.4. Number of storms, total duration, and mean storm interevent time defined by 18-hour minimum interevent time for hourly rainfall stations in Oklahoma.

[--, not available]

Station no.	No. of storms	Total duration (hours)	Mean storm interevent time (days)	Station no.	No. of storms	Total duration (hours)	Mean storm interevent time (days)	Station no.	No. of storms	Total duration (hours)	Mean storm interevent time (days)	Station no.	No. of storms	Total duration (hours)	Mean storm interevent time (days)
0017	23	2,016	2.88	2665	1,238	279,696	9.04	5063	11	2,208	7.80	7412	1,988	484,014	9.84
0026	994	189,192	7.50	2678	13	2,016	5.68	5068	103	16,080	6.09	7556	427	91,044	8.54
0179	1,211	306,537	10.22	2849	2,015	448,934	8.93	5108	2,753	478,177	6.80	7588	559	158,232	11.42
0188	715	200,904	11.32	2852	236	49,728	8.47	5329	19	2,016	3.77	7660	1,992	483,990	9.81
0215	2,171	483,917	8.90	2994	460	72,336	6.14	5463	1,268	288,975	9.18	7675	1,507	309,543	8.20
0242	978	227,208	9.31	2997	288	46,728	6.36	5581	21	2,016	3.14	7705	2,572	484,086	7.48
0256	2,836	468,853	6.50	3002	1,871	484,178	10.49	5582	281	55,368	7.81	7714	651	195,072	12.12
0260	24	5,808	9.49	3281	2,200	438,744	7.96	5589	1,238	238,629	7.68	7732	1,061	201,624	7.53
0292	769	181,645	9.45	3286	2,559	455,654	7.03	5648	2,186	484,213	8.90	7739	1,453	254,039	6.92
0293	1,136	219,878	7.73	3304	2,202	483,966	8.81	5662	559	86,616	5.98	8029	746	200,160	10.86
0296	564	98,640	6.83	3353	18	1,896	3.54	5664	1,025	198,470	7.70	8092	4	1,464	15.25
0535	887	162,830	7.30	3407	341	84,292	9.86	6130	2,687	484,134	7.08	8101	1,986	484,151	9.85
0537	291	46,007	6.26	3497	2,497	484,026	7.72	6328	554	168,768	12.29	8290	1,553	290,040	7.39
0670	3,137	484,231	6.04	3628	2,000	484,135	9.78	6391	33	4,416	5.25	8420	703	146,696	8.31
0814	108	34,320	13.10	3700	1,452	276,120	7.54	6485	2,668	459,723	6.78	8470	48	20,496	17.39
0908	1,116	335,099	12.23	3740	2,352	483,978	8.23	6612	18	21,154	48.56	8497	2,855	484,182	6.67
0912	723	158,520	8.84	3830	412	86,928	8.40	6616	2,322	483,347	8.32	8501	2,440	453,753	7.40
1148	23	2,088	3.17	3835	175	29,640	6.63	6620	1,005	188,946	7.49	8504	242	56,224	9.36
1168	1,881	288,946	5.95	4001	6	1,296	8.51	6627	1,297	233,650	7.13	8708	1,307	295,443	9.10
1391	26	2,136	2.78	4008	33	5,808	6.59	6638	2,520	466,694	7.33	8769	2,467	435,941	6.97
1436	1,512	268,080	6.94	4010	1,061	173,856	6.37	6643	158	26,304	6.46	8879	266	67,200	10.16
1437	1,081	216,039	7.93	4051	1,256	229,608	7.23	6656	370	56,808	5.96	8884	7	672	3.15
1544	3,242	483,436	5.78	4052	1,375	251,204	7.26	6661	3,110	484,166	6.03	8992	3,419	482,102	5.41
1684	2,320	434,246	7.44	4098	2,472	422,152	6.71	6729	2,287	372,427	6.40	9014	62	16,080	10.56
1688	158	50,400	12.90	4202	2,005	445,343	8.91	6740	839	186,220	8.97	9023	3,059	481,954	6.10
1750	1,922	392,817	8.18	4204	218	45,192	8.28	6760	1,063	246,192	9.28	9247	27	2,016	2.59
1855	23	2,016	2.78	4384	2,860	455,726	6.21	6859	2,641	484,210	7.25	9278	19	1,896	3.46
1891	4	2,784	29.00	4386	1,602	248,882	6.03	6926	16	2,184	5.12	9300	28	2,184	2.57
1900	1,815	308,928	6.68	4388	109	15,624	5.58	6935	2,745	463,634	6.66	9364	24	2,184	3.25
1902	843	149,600	7.04	4393	2,400	425,017	7.00	6940	0	24	--	9404	2,203	481,280	8.74
1909	22	2,016	3.18	4506	1,560	270,888	6.82	6944	2,723	484,090	7.03	9450	1,629	309,586	7.56
1954	22	2,016	2.97	4692	621	106,656	6.77	7080	1,843	277,331	5.84	9503	455	83,256	7.12
2145	219	55,368	10.16	4812	2,052	349,689	6.71	7196	2,117	445,356	8.41	9629	2,342	481,788	8.18
2242	26	2,088	2.81	4865	2,756	484,184	6.90	7201	254	38,616	5.94	9719	979	190,528	7.74
2309	192	33,600	6.90	4969	249	46,056	7.37	7309	1,419	262,049	7.33	9724	755	117,472	6.10
2334	1,283	257,534	8.05	4975	1,672	283,256	6.67	7358	911	151,944	6.52	9748	1,174	196,347	6.58
2500	17	2,184	4.77	4978	2,233	446,857	7.98	7372	24	2,112	2.95	9762	1,301	267,312	8.23
2654	1,002	204,388	8.13												

Appendix 3–1.5. Number of storms, total duration, and mean storm interevent time defined by 24-hour minimum interevent time for hourly rainfall stations in Oklahoma.

[--, not available]

Station no.	No. of storms	Total duration (hours)	Mean storm interevent time (days)	Station no.	No. of storms	Total duration (hours)	Mean storm interevent time (days)	Station no.	No. of storms	Total duration (hours)	Mean storm interevent time (days)	Station no.	No. of storms	Total duration (hours)	Mean storm interevent time (days)
0017	19	2,016	3.31	2665	1,168	279,696	9.54	5063	9	2,208	9.34	7412	1,842	484,014	10.56
0026	915	189,192	8.07	2678	13	2,016	5.68	5068	91	16,080	6.78	7556	388	91,044	9.32
0179	1,118	306,537	10.99	2849	1,878	448,934	9.52	5108	2,553	478,177	7.27	7588	530	158,232	12.00
0188	670	200,904	12.02	2852	216	49,728	9.17	5329	18	2,016	3.94	7660	1,844	483,990	10.53
0215	2,061	483,917	9.33	2994	425	72,336	6.57	5463	1,159	288,975	9.96	7675	1,406	309,543	8.73
0242	919	227,208	9.85	2997	269	46,728	6.75	5581	18	2,016	3.50	7705	2,377	484,086	8.02
0256	2,598	468,853	7.02	3002	1,735	484,178	11.25	5582	261	55,368	8.34	7714	602	195,072	13.04
0260	23	5,808	9.82	3281	2,043	438,744	8.50	5589	1,140	238,629	8.27	7732	989	201,624	8.01
0292	714	181,645	10.11	3286	2,389	455,654	7.47	5648	2,016	484,213	9.58	7739	1,348	254,039	7.39
0293	1,044	219,878	8.34	3304	2,050	483,966	9.40	5662	508	86,616	6.50	8029	702	200,160	11.49
0296	532	98,640	7.19	3353	17	1,896	3.70	5664	946	198,470	8.27	8092	4	1,464	15.25
0535	829	162,830	7.75	3407	311	84,292	10.73	6130	2,496	484,134	7.56	8101	1,834	484,151	10.60
0537	263	46,007	6.84	3497	2,322	484,026	8.24	6328	528	168,768	12.86	8290	1,465	290,040	7.79
0670	2,890	484,231	6.49	3628	1,854	484,135	10.48	6391	28	4,416	6.04	8420	666	146,696	8.73
0814	98	34,320	14.35	3700	1,347	276,120	8.06	6485	2,448	459,723	7.31	8470	46	20,496	18.11
0908	1,012	335,099	13.40	3740	2,203	483,978	8.73	6612	17	21,154	51.37	8497	2,647	484,182	7.13
0912	654	158,520	9.68	3830	386	86,928	8.91	6616	2,164	483,347	8.86	8501	2,262	453,753	7.92
1148	21	2,088	3.39	3835	157	29,640	7.28	6620	923	188,946	8.08	8504	228	56,224	9.89
1168	1,741	288,946	6.36	4001	6	1,296	8.51	6627	1,216	233,650	7.55	8708	1,206	295,443	9.79
1391	22	2,136	3.08	4008	33	5,808	6.59	6638	2,309	466,694	7.93	8769	2,279	435,941	7.47
1436	1,393	268,080	7.46	4010	987	173,856	6.79	6643	147	26,304	6.88	8879	241	67,200	11.13
1437	982	216,039	8.65	4051	1,160	229,608	7.76	6656	335	56,808	6.49	8884	7	672	3.15
1544	2,956	483,436	6.25	4052	1,264	251,204	7.82	6661	2,869	484,166	6.46	8992	3,162	482,102	5.78
1684	2,155	434,246	7.94	4098	2,308	422,152	7.13	6729	2,108	372,427	6.87	9014	54	16,080	12.00
1688	141	50,400	14.36	4202	1,859	445,343	9.55	6740	775	186,220	9.64	9023	2,812	481,954	6.56
1750	1,785	392,817	8.75	4204	200	45,192	8.94	6760	1,003	246,192	9.78	9247	23	2,016	2.89
1855	23	2,016	2.78	4384	2,644	455,726	6.65	6859	2,464	484,210	7.71	9278	17	1,896	3.75
1891	3	2,784	38.67	4386	1,466	248,882	6.51	6926	14	2,184	5.73	9300	24	2,184	2.85
1900	1,703	308,928	7.06	4388	98	15,624	6.11	6935	2,562	463,634	7.07	9364	24	2,184	3.21
1902	782	149,600	7.52	4393	2,259	425,017	7.38	6940	0	24	--	9404	2,042	481,280	9.36
1909	20	2,016	3.41	4506	1,467	270,888	7.20	6944	2,537	484,090	7.48	9450	1,508	309,586	8.10
1954	18	2,016	3.45	4692	589	106,656	7.10	7080	1,696	277,331	6.27	9503	420	83,256	7.64
2145	206	55,368	10.75	4812	1,917	349,689	7.13	7196	1,997	445,356	8.87	9629	2,173	481,788	8.75
2242	22	2,088	3.17	4865	2,550	484,184	7.39	7201	229	38,616	6.50	9719	917	190,528	8.20
2309	168	33,600	7.77	4969	233	46,056	7.81	7309	1,324	262,049	7.79	9724	685	117,472	6.64
2334	1,189	257,534	8.61	4975	1,559	283,256	7.09	7358	837	151,944	7.02	9748	1,067	196,347	7.16
2500	13	2,184	5.97	4978	2,088	446,857	8.48	7372	22	2,112	3.14	9762	1,208	267,312	8.79
2654	914	204,388	8.83												

Appendix 3–1.6. Number of storms, total duration, and mean storm interevent time defined by 48-hour minimum interevent time for hourly rainfall stations in Oklahoma.

[--, not available]

Station no.	No. of storms	Total duration (hours)	Mean storm interevent time (days)	Station no.	No. of storms	Total duration (hours)	Mean storm interevent time (days)	Station no.	No. of storms	Total duration (hours)	Mean storm interevent time (days)	Station no.	No. of storms	Total duration (hours)	Mean storm interevent time (days)
0017	15	2,016	3.98	2665	1,002	279,696	10.87	5063	9	2,208	9.34	7412	1,544	484,014	12.32
0026	748	189,192	9.55	2678	8	2,016	8.77	5068	71	16,080	8.27	7556	309	91,044	11.33
0179	943	306,537	12.77	2849	1,537	448,934	11.32	5108	2,123	478,177	8.44	7588	440	158,232	14.15
0188	570	200,904	13.88	2852	188	49,728	10.34	5329	10	2,016	5.97	7660	1,556	483,990	12.22
0215	1,712	483,917	10.93	2994	344	72,336	7.77	5463	930	288,975	12.06	7675	1,147	309,543	10.38
0242	777	227,208	11.38	2997	220	46,728	7.92	5581	12	2,016	4.74	7705	1,932	484,086	9.54
0256	2,085	468,853	8.39	3002	1,479	484,178	12.94	5582	213	55,368	9.89	7714	500	195,072	15.41
0260	16	5,808	13.55	3281	1,687	438,744	9.99	5589	937	238,629	9.75	7732	820	201,624	9.36
0292	575	181,645	12.21	3286	1,921	455,654	8.95	5648	1,673	484,213	11.24	7739	1,057	254,039	9.03
0293	866	219,878	9.75	3304	1,703	483,966	11.02	5662	405	86,616	7.78	8029	578	200,160	13.64
0296	422	98,640	8.68	3353	12	1,896	4.67	5664	774	198,470	9.78	8092	3	1,464	20.33
0535	640	162,830	9.63	3407	250	84,292	13.00	6130	2,010	484,134	9.03	8101	1,489	484,151	12.72
0537	205	46,007	8.35	3497	1,873	484,026	9.86	6328	443	168,768	15.04	8290	1,187	290,040	9.27
0670	2,301	484,231	7.78	3628	1,546	484,135	12.28	6391	22	4,416	7.24	8420	554	146,696	10.20
0814	77	34,320	17.88	3700	1,115	276,120	9.43	6485	1,960	459,723	8.78	8470	35	20,496	23.37
0908	826	335,099	16.10	3740	1,802	483,978	10.34	6612	10	21,154	86.21	8497	2,149	484,182	8.45
0912	551	158,520	11.21	3830	320	86,928	10.46	6616	1,746	483,347	10.64	8501	1,845	453,753	9.38
1148	12	2,088	5.15	3835	113	29,640	9.50	6620	769	188,946	9.41	8504	188	56,224	11.70
1168	1,428	288,946	7.44	4001	4	1,296	13.50	6627	987	233,650	8.96	8708	983	295,443	11.68
1391	17	2,136	3.74	4008	30	5,808	7.09	6638	1,848	466,694	9.54	8769	1,855	435,941	8.85
1436	1,138	268,080	8.79	4010	793	173,856	8.10	6643	123	26,304	7.94	8879	201	67,200	13.04
1437	770	216,039	10.63	4051	955	229,608	9.11	6656	269	56,808	7.73	8884	4	672	7.00
1544	2,342	483,436	7.52	4052	1,012	251,204	9.40	6661	2,266	484,166	7.79	8992	2,496	482,102	6.93
1684	1,753	434,246	9.43	4098	1,889	422,152	8.39	6729	1,701	372,427	8.17	9014	44	16,080	14.40
1688	121	50,400	16.50	4202	1,546	445,343	11.19	6740	647	186,220	11.27	9023	2,276	481,954	7.76
1750	1,454	392,817	10.41	4204	169	45,192	10.30	6760	854	246,192	11.24	9247	12	2,016	4.45
1855	13	2,016	4.19	4384	2,141	455,726	7.87	6859	2,003	484,210	9.16	9278	11	1,896	5.22
1891	2	2,784	58.00	4386	1,194	248,882	7.66	6926	9	2,184	8.39	9300	15	2,184	3.95
1900	1,378	308,928	8.39	4388	80	15,624	7.18	6935	2,045	463,634	8.50	9364	16	2,184	4.27
1902	614	149,600	9.19	4393	1,849	425,017	8.70	6940	0	24	--	9404	1,682	481,280	11.05
1909	15	2,016	4.01	4506	1,179	270,888	8.60	6944	2,055	484,090	8.90	9450	1,212	309,586	9.73
1954	14	2,016	4.07	4692	476	106,656	8.42	7080	1,363	277,331	7.46	9503	342	83,256	9.04
2145	176	55,368	12.34	4812	1,556	349,689	8.44	7196	1,651	445,356	10.42	9629	1,773	481,788	10.40
2242	14	2,088	4.27	4865	2,096	484,184	8.67	7201	183	38,616	7.76	9719	776	190,528	9.43
2309	132	33,600	9.47	4969	196	46,056	9.02	7309	1,043	262,049	9.50	9724	534	117,472	8.12
2334	986	257,534	10.09	4975	1,281	283,256	8.32	7358	682	151,944	8.29	9748	830	196,347	8.79
2500	9	2,184	8.24	4978	1,714	446,857	10.01	7372	15	2,112	4.16	9762	1,010	267,312	10.23
2654	741	204,388	10.58												

Appendix 3–1.7. Number of storms, total duration, and mean storm interevent time defined by 72-hour minimum interevent time for hourly rainfall stations in Oklahoma.

[--, not available]

Station no.	No. of storms	Total duration (hours)	Mean storm interevent time (days)	Station no.	No. of storms	Total duration (hours)	Mean storm interevent time (days)	Station no.	No. of storms	Total duration (hours)	Mean storm interevent time (days)	Station no.	No. of storms	Total duration (hours)	Mean storm interevent time (days)
0017	11	2,016	4.50	2665	872	279,696	12.12	5063	7	2,208	11.28	7412	1,319	484,014	13.99
0026	632	189,192	10.86	2678	7	2,016	9.64	5068	58	16,080	9.61	7556	264	91,044	12.84
0179	803	306,537	14.58	2849	1,290	448,934	13.01	5108	1,794	478,177	9.55	7588	387	158,232	15.75
0188	499	200,904	15.50	2852	165	49,728	11.46	5329	8	2,016	6.77	7660	1,325	483,990	13.92
0215	1,437	483,917	12.55	2994	283	72,336	8.92	5463	787	288,975	13.81	7675	954	309,543	11.98
0242	676	227,208	12.71	2997	195	46,728	8.62	5581	8	2,016	5.83	7705	1,633	484,086	10.84
0256	1,734	468,853	9.59	3002	1,296	484,178	14.41	5582	182	55,368	11.14	7714	447	195,072	16.94
0260	11	5,808	18.61	3281	1,435	438,744	11.32	5589	778	238,629	11.24	7732	690	201,624	10.67
0292	481	181,645	14.13	3286	1,579	455,654	10.35	5648	1,410	484,213	12.88	7739	861	254,039	10.54
0293	735	219,878	11.05	3304	1,454	483,966	12.49	5662	340	86,616	8.80	8029	512	200,160	15.07
0296	352	98,640	9.92	3353	8	1,896	6.17	5664	640	198,470	11.32	8092	3	1,464	20.33
0535	513	162,830	11.41	3407	201	84,292	15.56	6130	1,656	484,134	10.43	8101	1,271	484,151	14.48
0537	169	46,007	9.61	3497	1,583	484,026	11.23	6328	387	168,768	16.86	8290	989	290,040	10.63
0670	1,891	484,231	8.94	3628	1,311	484,135	14.03	6391	13	4,416	10.52	8420	460	146,696	11.78
0814	67	34,320	20.16	3700	913	276,120	10.98	6485	1,625	459,723	10.08	8470	30	20,496	26.91
0908	712	335,099	18.29	3740	1,494	483,978	11.97	6612	8	21,154	107.20	8497	1,763	484,182	9.76
0912	479	158,520	12.52	3830	266	86,928	12.09	6616	1,453	483,347	12.29	8501	1,532	453,753	10.80
1148	8	2,088	6.51	3835	85	29,640	11.78	6620	630	188,946	10.94	8504	159	56,224	13.37
1168	1,170	288,946	8.54	4001	4	1,296	13.50	6627	794	233,650	10.54	8708	820	295,443	13.52
1391	11	2,136	4.44	4008	27	5,808	7.62	6638	1,536	466,694	10.98	8769	1,544	435,941	10.14
1436	954	268,080	10.01	4010	666	173,856	9.17	6643	101	26,304	9.12	8879	174	67,200	14.68
1437	633	216,039	12.41	4051	818	229,608	10.23	6656	220	56,808	8.91	8884	2	672	14.00
1544	1,909	483,436	8.66	4052	844	251,204	10.79	6661	1,833	484,166	9.05	8992	1,974	482,102	8.11
1684	1,445	434,246	10.92	4098	1,572	422,152	9.59	6729	1,385	372,427	9.48	9014	36	16,080	17.03
1688	103	50,400	18.96	4202	1,304	445,343	12.81	6740	537	186,220	13.07	9023	1,870	481,954	8.91
1750	1,234	392,817	11.83	4204	138	45,192	12.06	6760	747	246,192	12.50	9247	9	2,016	5.12
1855	10	2,016	4.65	4384	1,778	455,726	8.97	6859	1,667	484,210	10.50	9278	8	1,896	6.31
1891	2	2,784	58.00	4386	972	248,882	8.86	6926	5	2,184	13.10	9300	10	2,184	4.72
1900	1,154	308,928	9.54	4388	62	15,624	8.46	6935	1,686	463,634	9.79	9364	11	2,184	5.04
1902	495	149,600	10.82	4393	1,524	425,017	10.03	6940	0	24	--	9404	1,414	481,280	12.68
1909	11	2,016	4.79	4506	955	270,888	10.06	6944	1,693	484,090	10.28	9450	992	309,586	11.35
1954	10	2,016	5.02	4692	395	106,656	9.66	7080	1,102	277,331	8.65	9503	284	83,256	10.40
2145	159	55,368	13.39	4812	1,272	349,689	9.78	7196	1,390	445,356	11.91	9629	1,491	481,788	11.90
2242	8	2,088	5.58	4865	1,771	484,184	9.81	7201	144	38,616	9.18	9719	660	190,528	10.65
2309	114	33,600	10.57	4969	155	46,056	10.75	7309	845	262,049	11.16	9724	426	117,472	9.54
2334	802	257,534	11.84	4975	1,054	283,256	9.58	7358	548	151,944	9.72	9748	682	196,347	10.17
2500	7	2,184	9.91	4978	1,439	446,857	11.46	7372	11	2,112	4.87	9762	859	267,312	11.59
2654	611	204,388	12.30												

Appendix 3–2.1. L-moments of storm depth defined by 6-hour minimum interevent time for hourly rainfall stations in Oklahoma.

[--, not available]

Station no.	Depth mean (inches)	Depth L-scale (inches)	Depth L-CV (dimensionless)	Depth L-skew (dimensionless)	Depth L-kurtosis (dimensionless)	Depth Tau5 (dimensionless)
0017	0.93432	0.61941	0.66295	0.54114	0.32828	0.24176
0026	.56430	.31726	.56221	.43043	.21897	.14435
0179	.48926	.28443	.58135	.55702	.28832	.19099
0188	.44429	.25579	.57572	.47276	.25799	.16588
0215	.50441	.29377	.58240	.46795	.24682	.15362
0242	.47217	.27198	.57602	.44304	.21756	.13055
0256	.61867	.35899	.58026	.48263	.23807	.14648
0260	.70094	.41144	.58699	.41717	.18119	.08954
0292	.58915	.34237	.58113	.51217	.25276	.16307
0293	.55098	.32297	.58618	.51980	.26332	.15908
0296	.49525	.30547	.61680	.47789	.24847	.16163
0535	.53853	.31368	.58249	.52950	.25036	.14937
0537	.52554	.30321	.57695	.53153	.25531	.14482
0670	.63501	.37113	.58445	.48435	.24203	.15019
0814	.47600	.28981	.60884	.45253	.22838	.15021
0908	.35492	.20560	.57929	.54144	.32337	.18851
0912	.30041	.17624	.58668	.46054	.22913	.13185
1148	1.0639	.52849	.49677	.25753	-.01057	-.05245
1168	.65686	.37911	.57716	.44994	.23504	.15164
1391	.75447	.41322	.54770	.41908	.25219	.18735
1436	.60748	.36507	.60095	.47382	.25055	.15446
1437	.60487	.35033	.57917	.50677	.24694	.16876
1544	.61100	.35402	.57941	.48024	.24175	.15040
1684	.53259	.30666	.57579	.49188	.23969	.14581
1688	.57189	.32191	.56289	.44358	.25201	.17974
1750	.52537	.29388	.55938	.47411	.23618	.14716
1855	.59581	.30900	.51862	.36777	.21860	.18082
1891	.82000	.71000	.86585	.93521	.94366	.91549
1900	.52693	.31508	.59797	.45254	.22109	.14159
1902	.59449	.34065	.57302	.50121	.24049	.15851
1909	.60500	.29059	.48031	.20862	.02061	.00786
1954	.64769	.33348	.51488	.38039	.20688	.12418
2145	.57453	.29661	.51626	.32906	.15151	.10940
2242	.92581	.51060	.55152	.37499	.18895	.15381
2309	.53843	.31930	.59302	.43523	.18409	.09469
2334	.49139	.28012	.57006	.53795	.27501	.18737
2500	1.0832	.69777	.64419	.47422	.17909	.03537
2654	.54355	.31225	.57446	.51489	.24576	.16293
2665	.56138	.32676	.58208	.44757	.23256	.15207
2678	.79045	.43634	.55201	.36261	.10354	-.04302
2849	.47157	.27620	.58569	.51806	.28667	.17811
2852	.46221	.26566	.57475	.55512	.27866	.17981
2994	.57021	.34417	.60359	.46189	.22967	.14361
2997	.67700	.40656	.60053	.46623	.24643	.15899
3002	.34509	.18595	.53886	.47436	.25095	.13401
3281	.51559	.30738	.59618	.49925	.26312	.15886
3286	.58382	.33670	.57672	.46075	.23522	.15126
3304	.41713	.24309	.58277	.48517	.25704	.15160
3353	.86889	.44823	.51587	.26660	.09493	.08913
3407	.35963	.24586	.68365	.55294	.31337	.21240
3497	.47754	.27657	.57915	.50437	.27263	.16774
3628	.34043	.19326	.56770	.50247	.27657	.14647
3700	.58096	.33604	.57842	.45749	.24858	.16580
3740	.48110	.28076	.58358	.48062	.25068	.14475
3830	.49839	.28810	.57807	.45616	.25941	.18961
3835	.41797	.24345	.58245	.39359	.14611	.08101
4001	.88700	.42433	.47839	.21603	.13029	.17491
4008	.45740	.27376	.59851	.42469	.14434	.04673
4010	.56516	.33551	.59365	.45939	.23285	.14218
4051	.53166	.31222	.58725	.48543	.25715	.15760
4052	.59219	.34550	.58342	.51684	.25095	.16346
4098	.54105	.31113	.57504	.46326	.24405	.15816
4202	.48841	.28157	.57649	.52490	.27398	.17365
4204	.38956	.22950	.58912	.48498	.29883	.21606
4384	.63004	.36793	.58398	.46849	.23782	.14955
4386	.58972	.34536	.58563	.44600	.20988	.12785
4388	.49748	.28484	.57257	.48622	.25826	.16153
4393	.52249	.31002	.59336	.47852	.25164	.16010
4506	.54675	.31844	.58241	.46299	.23236	.13968
4692	.49828	.29120	.58440	.43307	.20622	.13127
4812	.52748	.30722	.58242	.46192	.22898	.13668
4865	.58418	.34752	.59489	.46859	.23632	.14345
4969	.46929	.27601	.58814	.45540	.21895	.11328
4975	.62435	.35464	.56800	.46360	.24051	.15777
4978	.53862	.31511	.58504	.49581	.25444	.15733
5063	0.51714	0.27670	0.53506	0.24643	-0.03861	-0.03435
5068	.38767	.23039	.59429	.43016	.17511	.07963
5108	.62862	.37700	.59972	.49029	.27050	.17587
5329	.86680	.39940	.46078	.28242	.13795	.07637
5463	.40207	.22914	.56990	.55345	.27718	.14765
5581	.90938	.48377	.53198	.32110	.07823	.00352
5582	.52633	.32894	.62498	.50057	.26704	.16903
5589	.52480	.30235	.57613	.52298	.24507	.15371
5648	.45353	.26563	.58568	.53907	.30300	.18756
5662	.51462	.31046	.60330	.45474	.22566	.14422
5664	.56983	.33220	.58299	.51350	.25513	.16229
6130	.54473	.32090	.58911	.46525	.23602	.14429
6328	.59953	.34746	.57955	.46082	.25714	.17942
6391	.51293	.31833	.62061	.47268	.20854	.09001
6485	.52225	.30369	.58151	.47794	.23596	.13809
6612	.48400	.27600	.57025	.48078	.13058	.04385
6616	.52199	.29829	.57144	.49091	.24140	.14641
6620	.52932	.30912	.58400	.53408	.25302	.15335
6627	.57232	.32680	.57101	.47813	.24824	.16510
6638	.55087	.32335	.58698	.48137	.23683	.14041
6643	.63615	.41218	.64792	.54087	.30579	.19506
6656	.39739	.25531	.64247	.47836	.22607	.14026
6661	.44189	.28911	.65426	.49953	.24927	.15710
6729	.53571	.30593	.57108	.44450	.21477	.12785
6740	.34676	.19377	.55881	.52175	.30915	.18871
6760	.56400	.32116	.56944	.44740	.23690	.15700
6859	.55339	.31866	.57583	.47142	.23652	.14357
6926	.81348	.53711	.66027	.53427	.31373	.29647
6935	.52138	.30708	.58897	.50919	.26301	.15816
6940	--	--	--	--	--	--
6944	.51435	.29849	.58032	.49456	.23873	.13499
7080	.59984	.35610	.59365	.46153	.22968	.14254
7196	.54135	.31569	.58315	.48360	.24874	.15364
7201	.43166	.26081	.60420	.46859	.22744	.13430
7309	.56175	.31833	.56668	.49480	.22971	.15513
7358	.53969	.31868	.59048	.46729	.24853	.16204
7372	.69946	.35965	.51419	.41595	.28045	.22791
7412	.36233	.20208	.55773	.51038	.28351	.16529
7556	.53600	.31692	.59127	.54201	.25750	.15330
7588	.50851	.29987	.58970	.47203	.25084	.15524
7660	.40312	.22395	.55554	.51418	.27632	.16721
7675	.55794	.31430	.56332	.49616	.23583	.15657
7705	.56522	.32456	.57422	.48330	.23876	.15109
7714	.46788	.27629	.59052	.46518	.23687	.14012
7732	.60160	.34993	.58166	.43807	.21995	.14452
7739	.59637	.33647	.56420	.48807	.23623	.16524
8029	.48292	.27677	.57311	.47496	.24871	.14242
8092	--	--	--	--	--	--
8101	.42624	.24529	.57548	.52694	.27872	.15948
8290	.56230	.31971	.56858	.46525	.23472	.14724
8420	.60874	.33666	.55305	.40578	.20118	.13021
8470	.69803	.37028	.53046	.37716	.20647	.19754
8497	.61352	.35220	.57406	.45617	.22224	.13940
8501	.53628	.31622	.58965	.49242	.26239	.16304
8504	.46132	.25649	.55599	.53110	.27528	.20223
8708	.47789	.27328	.57185	.54865	.28723	.19398
8769	.57213	.33352	.58294	.44670	.21933	.12837
8879	.41133	.25668	.62404	.49418	.25273	.15514
8884	.39700	.20567	.51805	.34603	.03392	-.19152
8992	.46838	.30446	.65004	.48898	.23694	.14856
9014	.54710	.31443	.57473	.46517	.25763	.14410
9023	.62195	.37365	.60077	.46460	.23621	.14893
9247	.73500	.41648	.56664	.45470	.30086	.22507
9278	.72036	.40136	.55717	.40746	.18733	.06507
9300	.88073	.53709	.60982	.41780	.14084	.04904
9364	.64818	.30356	.46833	.27857	.05261	.01394
9404	.44959	.25828	.57449	.47319	.24730	.14491
9450	.59354	.33704	.56784	.49132	.23137	.15112
9503	.47913	.28373	.59217	.46317	.22764	.12990
9629	.51021	.30223	.59236	.48224	.24990	.15191
9719	.66939	.37784	.56446	.43043	.22310	.13442
9724	.56913	.32663	.57392	.51129	.25247	.17416
9748	.55089	.32215	.58479	.52718	.25210	.16377
9762	.41430	.23672	.57138	.45512	.24261	.15163

Appendix 3–2.2. L-moments of storm depth defined by 8-hour minimum interevent time for hourly rainfall stations in Oklahoma.

[--, not available]

Station no.	Depth mean (inches)	Depth L-scale (inches)	Depth L-CV (dimen-sionless)	Depth L-skew (dimen-sionless)	Depth L-kurtosis (dimen-sionless)	Depth Tau5 (dimen-sionless)
0017	1.0168	0.65931	0.64844	0.52578	0.30740	0.21900
0026	.59494	.33423	.56178	.43783	.23587	.16371
0179	.52225	.30330	.58076	.54108	.27592	.18419
0188	.46762	.26870	.57461	.47307	.25979	.16728
0215	.52984	.30617	.57786	.46435	.24721	.15572
0242	.49076	.28074	.57204	.43889	.21554	.13031
0256	.65939	.38207	.57944	.47772	.23710	.14797
0260	.74767	.42134	.56355	.39165	.18142	.08567
0292	.63461	.36502	.57519	.49400	.24208	.15824
0293	.58096	.33839	.58247	.50823	.25732	.16096
0296	.53351	.32963	.61785	.48320	.25844	.17262
0535	.58187	.33892	.58246	.51351	.23771	.14284
0537	.56058	.32199	.57438	.51568	.24373	.13591
0670	.67514	.39271	.58168	.47509	.23572	.14790
0814	.48407	.29152	.60223	.44965	.22768	.14960
0908	.36729	.21212	.57752	.53238	.31253	.18267
0912	.31309	.18245	.58273	.45465	.22484	.12952
1148	1.0639	.52849	.49677	.25753	-.01057	-.05245
1168	.69524	.40031	.57579	.44758	.23422	.15113
1391	.81914	.43829	.53505	.39631	.22806	.17069
1436	.63401	.37989	.59919	.47424	.25451	.16032
1437	.64945	.37256	.57366	.48744	.23443	.16130
1544	.65634	.37653	.57368	.46655	.23312	.14801
1684	.56512	.32444	.57411	.48272	.23594	.14826
1688	.61588	.33893	.55032	.42567	.24264	.17337
1750	.55682	.31165	.55969	.46782	.23103	.14621
1855	.65692	.31455	.47882	.34482	.24076	.17981
1891	.82000	.71000	.86585	.93521	.94366	.91549
1900	.55337	.32782	.59240	.44634	.21930	.14408
1902	.63288	.36154	.57127	.48728	.23052	.15388
1909	.64821	.29242	.45112	.16903	.02911	.00086
1954	.70167	.34557	.49250	.35108	.19298	.11391
2145	.60394	.30282	.50141	.31676	.14903	.10613
2242	.98966	.52172	.52718	.34692	.19507	.16402
2309	.57655	.33971	.58921	.42669	.18568	.11264
2334	.52626	.29902	.56819	.51965	.26114	.17962
2500	1.1348	.71462	.62975	.45497	.16747	.02731
2654	.57450	.32934	.57326	.50340	.23895	.15964
2665	.59167	.34594	.58469	.45507	.24285	.16176
2678	.82810	.43867	.52973	.35841	.08956	-.05482
2849	.50084	.29342	.58585	.51195	.28330	.18051
2852	.50860	.29338	.57684	.53411	.25915	.16394
2994	.59995	.36002	.60009	.45788	.22740	.13903
2997	.70154	.41647	.59364	.45592	.23931	.15543
3002	.35934	.19366	.53895	.47073	.24638	.13416
3281	.54863	.32619	.59455	.49551	.26200	.16153
3286	.61844	.35516	.57428	.45684	.23466	.15468
3304	.43742	.25393	.58051	.48102	.25538	.15523
3353	1.0664	.52446	.49182	.18708	.03368	.07722
3407	.39184	.26417	.67416	.53877	.30153	.20360
3497	.51408	.29640	.57657	.49700	.26841	.16897
3628	.35730	.20182	.56485	.49727	.26957	.14563
3700	.61241	.35297	.57636	.45552	.24890	.16759
3740	.50760	.29484	.58084	.47470	.24640	.14390
3830	.53006	.30564	.57662	.46028	.26926	.20184
3835	.43297	.25150	.58087	.39103	.14410	.07583
4001	.98556	.50278	.51015	.17869	-.05604	.01184
4008	.50822	.28516	.56110	.38584	.12518	.03927
4010	.59450	.35154	.59131	.45929	.23467	.14197
4051	.56160	.32645	.58130	.47292	.24519	.15041
4052	.63577	.36869	.57991	.49869	.23763	.15676
4098	.57300	.32638	.56960	.45303	.23505	.15218
4202	.51928	.29893	.57566	.51267	.26542	.17029
4204	.42190	.24415	.57869	.48089	.29884	.20754
4384	.67029	.38907	.58045	.46134	.23349	.14931
4386	.62473	.36409	.58280	.44265	.21015	.13093
4388	.53192	.30294	.56953	.47976	.24909	.15853
4393	.55067	.32411	.58857	.47084	.24858	.16258
4506	.57627	.33190	.57595	.44998	.22028	.13247
4692	.52157	.30242	.57982	.42578	.20071	.12798
4812	.55602	.32232	.57969	.45881	.22934	.14033
4865	.62092	.36660	.59041	.46227	.23276	.14341
4969	.48912	.28383	.58029	.44192	.20557	.10519
4975	.66548	.37488	.56332	.45594	.23952	.16037
4978	.57353	.33558	.58512	.49149	.25341	.16054
5063	0.51714	0.27670	0.53506	0.24643	-0.03861	-0.03435
5068	.40598	.23595	.58118	.41497	.16626	.07360
5108	.66731	.39764	.59588	.48399	.26472	.17208
5329	.90292	.40658	.45029	.25306	.13059	.08247
5463	.42608	.24277	.56979	.53953	.26289	.14158
5581	.93871	.48559	.51730	.31418	.07189	.00288
5582	.55548	.34673	.62420	.49706	.26069	.15893
5589	.56450	.32508	.57588	.50858	.23516	.14786
5648	.47878	.27931	.58338	.52949	.29397	.18365
5662	.55082	.32971	.59857	.45071	.22783	.14845
5664	.61001	.35274	.57826	.49892	.24632	.16058
6130	.57790	.33735	.58375	.45884	.23462	.14807
6328	.62616	.36147	.57728	.45933	.25594	.17737
6391	.53923	.34356	.63713	.49586	.22519	.07997
6485	.55643	.32139	.57759	.46745	.22753	.13546
6612	.52609	.29447	.55973	.43739	.10336	.05887
6616	.55500	.31447	.56661	.47753	.23297	.14530
6620	.56537	.33002	.58372	.52159	.24686	.15360
6627	.60959	.34764	.57028	.47113	.24350	.16287
6638	.58728	.34226	.58279	.47022	.22932	.13893
6643	.65182	.42316	.64920	.54454	.30694	.19047
6656	.42559	.27051	.63562	.46921	.22112	.13710
6661	.47369	.30606	.64613	.48835	.24257	.15664
6729	.56453	.32051	.56776	.44246	.21940	.13747
6740	.35982	.20026	.55655	.51107	.29634	.18337
6760	.59359	.33469	.56384	.44528	.23619	.15513
6859	.58846	.33776	.57398	.46556	.23357	.14459
6926	.89095	.60681	.68108	.54293	.29124	.24738
6935	.55914	.32767	.58602	.50040	.25837	.16053
6940	--	--	--	--	--	--
6944	.55063	.31836	.57818	.48242	.23267	.13792
7080	.63207	.37279	.58980	.45605	.22703	.14313
7196	.57339	.33190	.57884	.47412	.24460	.15547
7201	.45331	.27500	.60666	.47366	.23629	.14190
7309	.60456	.34084	.56378	.47880	.22122	.15173
7358	.56640	.33299	.58791	.46419	.24763	.16104
7372	.80875	.39581	.48941	.38811	.28569	.20157
7412	.38137	.21255	.55734	.50666	.28094	.16969
7556	.57917	.34422	.59433	.53104	.24835	.14668
7588	.53127	.31317	.58947	.47406	.25522	.15960
7660	.42394	.23502	.55437	.50875	.27402	.17200
7675	.59662	.33510	.56167	.48164	.22525	.14895
7705	.59670	.33991	.56966	.47271	.23251	.15119
7714	.49224	.28692	.58287	.45993	.23683	.14154
7732	.62784	.36424	.58014	.44126	.22774	.15241
7739	.63426	.35804	.56450	.48201	.23725	.16847
8029	.50641	.29041	.57347	.47322	.24589	.14146
8092	--	--	--	--	--	--
8101	.45067	.25838	.57331	.51455	.26710	.15404
8290	.59297	.33538	.56560	.46135	.23391	.14687
8420	.63445	.34852	.54932	.40476	.20402	.13218
8470	.77418	.38807	.50127	.34230	.19784	.20443
8497	.65543	.37376	.57025	.44868	.21851	.14028
8501	.56867	.33224	.58424	.47844	.25193	.15850
8504	.48576	.26807	.55186	.51232	.26459	.20279
8708	.50918	.29052	.57057	.53162	.27383	.18624
8769	.61054	.35380	.57949	.44246	.21806	.13006
8879	.43079	.26422	.61335	.48043	.24519	.15230
8884	.39700	.20567	.51805	.34603	.03392	-.19152
8992	.50155	.32192	.64185	.47771	.22915	.14567
9014	.56343	.32845	.58295	.48948	.28637	.16849
9023	.65794	.39153	.59508	.45832	.23323	.14918
9247	.80613	.44563	.55281	.41703	.26206	.22730
9278	.80680	.43713	.54181	.36381	.12874	.01768
9300	.97595	.57084	.58491	.38260	.13046	.05658
9364	.69000	.32535	.47153	.27982	.03728	-.00196
9404	.47564	.27185	.57156	.46876	.24442	.14659
9450	.63175	.35796	.56662	.47987	.22341	.14456
9503	.50801	.29677	.58418	.45429	.21976	.12667
9629	.54055	.31853	.58927	.47564	.24484	.15114
9719	.70343	.39312	.55886	.42507	.21921	.13192
9724	.61386	.35498	.57828	.50847	.25652	.18014
9748	.59500	.34466	.57926	.50401	.23672	.15836
9762	.43183	.24600	.56967	.45111	.23961	.15135

Appendix 3–2.3. L-moments of storm depth defined by 12-hour minimum interevent time for hourly rainfall stations in Oklahoma.

[--, not available]

Station no.	Depth mean (inches)	Depth L-scale (inches)	Depth L-CV (dimensionless)	Depth L-skew (dimensionless)	Depth L-kurtosis (dimensionless)	Depth Tau5 (dimensionless)
0017	1.2804	0.82123	0.64140	0.50749	0.23615	0.08219
0026	.63883	.35691	.55870	.43387	.23541	.16344
0179	.57541	.33352	.57962	.52222	.26535	.18024
0188	.51247	.29445	.57458	.47630	.27107	.17941
0215	.56128	.32298	.57542	.46056	.24601	.15655
0242	.53069	.30394	.57272	.45220	.23790	.15184
0256	.72129	.41748	.57880	.47177	.23660	.14999
0260	.86269	.47565	.55135	.32877	.11006	.06951
0292	.69553	.39795	.57215	.48296	.23841	.15892
0293	.63411	.36395	.57396	.48735	.24790	.15968
0296	.58372	.36292	.62174	.47946	.24617	.16029
0535	.63664	.37256	.58519	.50043	.22609	.13539
0537	.60437	.34828	.57626	.50119	.22506	.11636
0670	.74011	.42799	.57827	.46556	.23198	.14741
0814	.50105	.29700	.59274	.44171	.22805	.15114
0908	.39285	.22953	.58426	.53534	.31244	.18312
0912	.32605	.18938	.58082	.45368	.22895	.13589
1148	1.3192	.56897	.43130	.10453	-.04771	.00621
1168	.75337	.42926	.56978	.43905	.22899	.14820
1391	.95567	.54645	.57180	.42416	.17336	.07148
1436	.68835	.41120	.59737	.47327	.25420	.15817
1437	.72238	.40997	.56752	.46768	.22604	.15597
1544	.72315	.41174	.56937	.45451	.22628	.14782
1684	.61968	.35450	.57207	.47177	.23336	.15249
1688	.67524	.36448	.53978	.40628	.22290	.15005
1750	.60943	.34176	.56078	.45881	.22466	.14280
1855	.91500	.45241	.49443	.34334	.19201	.09992
1891	--	--	--	--	--	--
1900	.59326	.35048	.59077	.44599	.22210	.14642
1902	.70228	.39468	.56199	.46296	.22084	.15296
1909	.75625	.38332	.50686	.23200	.04301	.07437
1954	.87103	.45192	.51883	.35843	.15362	.05361
2145	.64726	.31631	.48869	.30090	.14480	.09538
2242	1.0630	.53422	.50257	.32086	.19659	.16380
2309	.62344	.36197	.58060	.42261	.18934	.11544
2334	.56444	.32426	.57449	.51842	.26329	.18047
2500	1.2542	.74094	.59076	.43083	.14344	.00571
2654	.62953	.35953	.57111	.48636	.23140	.16054
2665	.62681	.36449	.58151	.44935	.23890	.16209
2678	.96611	.50193	.51953	.27333	-.03379	-.13438
2849	.54114	.31677	.58537	.50262	.27611	.17890
2852	.54788	.31434	.57374	.51455	.24797	.16261
2994	.65406	.39529	.60436	.46605	.24048	.15089
2997	.74906	.44590	.59528	.45288	.23336	.14841
3002	.38372	.20682	.53899	.46412	.24102	.13570
3281	.59039	.35076	.59411	.49069	.25849	.16191
3286	.66592	.38187	.57344	.45300	.23344	.15462
3304	.46920	.27039	.57627	.46792	.24217	.14807
3353	1.1730	.58537	.49904	.21435	.03190	.01736
3407	.43849	.29228	.66655	.52853	.29423	.19922
3497	.56179	.32491	.57834	.49404	.27008	.17525
3628	.38581	.21877	.56703	.48592	.25626	.14223
3700	.65242	.37665	.57731	.45644	.25315	.17329
3740	.54784	.31641	.57756	.46517	.24158	.14397
3830	.55475	.31967	.57625	.45916	.26532	.19667
3835	.48626	.28897	.59427	.41562	.16190	.07437
4001	1.1087	.48982	.44178	.13963	-.06526	.06817
4008	.60184	.32590	.54150	.35556	.10273	.03712
4010	.64667	.38193	.59061	.46499	.24077	.14462
4051	.60894	.35014	.57500	.45850	.23179	.14045
4052	.69076	.39784	.57594	.48105	.22692	.15173
4098	.62143	.35405	.56974	.45648	.24287	.15955
4202	.56773	.32810	.57791	.50316	.26146	.16978
4204	.44661	.25713	.57574	.46946	.28174	.19017
4384	.73048	.41958	.57439	.44933	.22466	.14409
4386	.67946	.39174	.57656	.43504	.20987	.13625
4388	.60130	.33908	.56391	.45140	.22010	.14179
4393	.59810	.35160	.58786	.46799	.24998	.16687
4506	.62796	.36134	.57542	.44441	.21544	.13420
4692	.56218	.32071	.57047	.41243	.19740	.13093
4812	.60419	.34749	.57513	.45005	.22515	.14030
4865	.67377	.39433	.58526	.45267	.22773	.14185
4969	.50883	.29314	.57610	.43565	.19631	.09607
4975	.73316	.40900	.55786	.44337	.23056	.14890
4978	.62736	.36587	.58319	.48141	.25133	.16490
5063	0.60333	0.31985	0.53014	0.22643	-0.09648	-0.10793
5068	.45228	.25181	.55676	.38224	.14306	.06192
5108	.72190	.42872	.59387	.47838	.25839	.16716
5329	.98500	.42374	.43020	.21822	.08504	.06630
5463	.47156	.26903	.57051	.51674	.24287	.13316
5581	1.0778	.52809	.48998	.24328	.03660	-.00277
5582	.58805	.36124	.61430	.48353	.25032	.15240
5589	.61600	.35224	.57181	.49273	.23409	.15560
5648	.51730	.30043	.58075	.51606	.28449	.17942
5662	.59061	.34774	.58878	.43846	.22502	.15048
5664	.67133	.38691	.57633	.48288	.23151	.14846
6130	.62967	.36424	.57845	.45000	.23048	.14944
6328	.67808	.38659	.57013	.45381	.25770	.17898
6391	.58417	.38717	.66277	.57130	.37039	.26520
6485	.60825	.34736	.57108	.45318	.21939	.13624
6612	.57619	.31619	.54876	.40029	.09242	.08195
6616	.60132	.34024	.56583	.46946	.23125	.14872
6620	.62278	.36367	.58394	.50728	.24152	.15535
6627	.66303	.37602	.56712	.45717	.23228	.15495
6638	.64074	.37115	.57925	.45698	.21928	.13604
6643	.74757	.48162	.64425	.51815	.26885	.16439
6656	.46929	.29739	.63369	.46758	.22478	.14854
6661	.52468	.33435	.63725	.47600	.23643	.15835
6729	.60725	.34104	.56162	.42967	.21001	.13418
6740	.38010	.21164	.55681	.50172	.28583	.17872
6760	.63413	.35570	.56093	.44376	.23635	.15335
6859	.63782	.36312	.56931	.45529	.23041	.14811
6926	.98474	.68058	.69113	.54679	.27801	.20083
6935	.61479	.35566	.57851	.48055	.24631	.15897
6940	--	--	--	--	--	--
6944	.60589	.34703	.57276	.46413	.21955	.13524
7080	.68161	.39891	.58524	.45097	.22861	.15013
7196	.61556	.35474	.57628	.46924	.24580	.16123
7201	.47894	.28734	.59994	.45701	.22143	.13446
7309	.66822	.37432	.56018	.45879	.21013	.14731
7358	.61212	.35929	.58696	.46762	.25271	.16222
7372	.99538	.52846	.53091	.39518	.19360	.07432
7412	.41073	.22885	.55717	.49583	.26871	.16237
7556	.62458	.37427	.59924	.52790	.24939	.14680
7588	.56160	.32984	.58732	.46900	.25421	.16215
7660	.45300	.25167	.55557	.50288	.27108	.17368
7675	.65923	.36817	.55849	.46345	.21696	.14743
7705	.65294	.36865	.56460	.46112	.22841	.15300
7714	.53125	.30660	.57713	.45414	.23335	.13860
7732	.67033	.38487	.57415	.43850	.23300	.15886
7739	.69025	.38751	.56140	.46905	.23307	.16705
8029	.53496	.30605	.57209	.46685	.24295	.14418
8092	--	--	--	--	--	--
8101	.48252	.27587	.57172	.50058	.25458	.14786
8290	.64732	.36400	.56231	.45086	.22717	.14493
8420	.67646	.37385	.55265	.41717	.22623	.15831
8470	.80340	.39164	.48748	.33233	.20554	.20972
8497	.71859	.40843	.56838	.44648	.22259	.14490
8501	.60840	.35424	.58225	.47305	.24986	.16005
8504	.54133	.30332	.56032	.50266	.25417	.18631
8708	.55670	.31812	.57143	.51525	.26290	.18065
8769	.65423	.37963	.58027	.44369	.22214	.13342
8879	.47417	.28999	.61158	.48265	.24945	.15624
8884	.49625	.29446	.59338	.71134	.49909	.41419
8992	.55170	.35071	.63569	.47174	.22932	.14902
9014	.58984	.34103	.57818	.47665	.26900	.14868
9023	.72348	.42499	.58743	.44976	.23000	.14901
9247	.89250	.47618	.53353	.38186	.23414	.22398
9278	.87696	.46257	.52747	.30555	.08822	.02523
9300	1.1284	.60870	.53942	.32641	.09997	.03252
9364	.76393	.33414	.43740	.21425	.00491	.04408
9404	.51352	.29333	.57121	.46353	.23747	.14056
9450	.69131	.38824	.56160	.46514	.21992	.14233
9503	.56402	.32765	.58093	.44663	.21492	.12880
9629	.58930	.34632	.58768	.46956	.24125	.15144
9719	.74541	.41250	.55339	.41713	.21346	.12992
9724	.66861	.38127	.57024	.48578	.24263	.16975
9748	.66006	.37902	.57421	.48022	.22211	.15142
9762	.45776	.25986	.56766	.44475	.23457	.14869

Appendix 3–2.4. L-moments of storm depth defined by 18-hour minimum interevent time for hourly rainfall stations in Oklahoma.

[--, not available]

Station no.	Depth mean (inches)	Depth L-scale (inches)	Depth L-CV (dimen-sionless)	Depth L-skew (dimen-sionless)	Depth L-kurtosis (dimen-sionless)	Depth Tau5 (dimen-sionless)
0017	1.5030	0.96372	0.64118	0.51620	0.24697	0.06539
0026	.70566	.39718	.56285	.43825	.24453	.17249
0179	.63955	.37122	.58044	.50779	.25613	.17091
0188	.56049	.32312	.57650	.47330	.26528	.17410
0215	.60989	.34776	.57021	.45205	.24292	.15774
0242	.57356	.32682	.56981	.44287	.22969	.14621
0256	.80191	.46077	.57459	.45824	.22673	.14328
0260	.93458	.56451	.60402	.40997	.14489	.04058
0292	.79140	.45081	.56964	.46567	.22116	.13464
0293	.69551	.40046	.57577	.48150	.24411	.15404
0296	.64892	.40761	.62814	.49112	.26125	.17256
0535	.70913	.41165	.58050	.47723	.20979	.12694
0537	.66460	.37809	.56889	.46957	.19408	.09494
0670	.81395	.46634	.57294	.45177	.22383	.14268
0814	.52889	.30509	.57684	.42191	.21909	.15340
0908	.42488	.24989	.58814	.52850	.30448	.18150
0912	.34860	.20334	.58329	.45968	.23962	.14591
1148	1.4339	.62751	.43762	.09358	-.06265	-.00532
1168	.82867	.47158	.56908	.43669	.22847	.14613
1391	1.1027	.65392	.59302	.47285	.24162	.14543
1436	.74890	.44873	.59919	.47118	.24745	.14951
1437	.81526	.45289	.55552	.43984	.21219	.14654
1544	.81304	.45867	.56414	.43884	.21700	.14331
1684	.67791	.38360	.56586	.45292	.22047	.14360
1688	.70943	.38535	.54318	.41496	.23615	.16148
1750	.66778	.37421	.56038	.44882	.21835	.14165
1855	1.1139	.54838	.49230	.33141	.14158	.03419
1891	--	--	--	--	--	--
1900	.64392	.37851	.58781	.43898	.21802	.14687
1902	.76726	.42650	.55587	.44750	.21349	.14645
1909	.82500	.41275	.50030	.23558	.08475	.13814
1954	1.1482	.59528	.51846	.26682	.03399	.01083
2145	.70046	.34707	.49548	.31329	.15415	.09773
2242	1.1038	.56692	.51359	.31228	.15354	.12589
2309	.67865	.39456	.58139	.41427	.17388	.10475
2334	.61855	.35456	.57321	.49925	.24819	.17133
2500	1.4018	.84537	.60307	.44208	.14732	-.00329
2654	.71497	.40211	.56241	.45751	.21767	.15813
2665	.68200	.39371	.57729	.44565	.23830	.16184
2678	1.3377	.73500	.54945	.26521	-.02559	-.01580
2849	.60075	.35464	.59032	.50212	.27680	.18049
2852	.60127	.34199	.56877	.49028	.23463	.16018
2994	.72515	.43804	.60406	.47128	.25127	.15966
2997	.80628	.47494	.58905	.44278	.22528	.13839
3002	.41407	.22501	.54342	.46037	.23817	.13493
3281	.63816	.37825	.59273	.48355	.25320	.15971
3286	.73202	.41608	.56840	.44170	.22554	.14829
3304	.51033	.29289	.57392	.45767	.23286	.14336
3353	1.3033	.63379	.48628	.19970	.00761	-.01681
3407	.48607	.31275	.64342	.50112	.27649	.18949
3497	.61084	.35291	.57775	.48697	.26874	.17846
3628	.41822	.23893	.57129	.48503	.25734	.14901
3700	.70140	.40333	.57504	.45730	.25798	.17778
3740	.58767	.33819	.57549	.45729	.23460	.14046
3830	.60726	.34937	.57532	.46086	.27983	.22037
3835	.54183	.31920	.58912	.39116	.13188	.05774
4001	1.4783	.69233	.46832	.09581	-.03996	.12277
4008	.69303	.38049	.54903	.32939	.05576	.01736
4010	.70153	.41169	.58685	.45740	.23648	.14860
4051	.66712	.38384	.57536	.45253	.22587	.13511
4052	.76662	.44021	.57422	.46868	.22392	.15272
4098	.67522	.38429	.56913	.45187	.24075	.15776
4202	.63116	.36549	.57908	.49188	.25274	.16361
4204	.48963	.27866	.56912	.45325	.26573	.17889
4384	.81067	.46475	.57328	.44561	.22631	.14709
4386	.75537	.43448	.57519	.43304	.21345	.13975
4388	.63440	.35763	.56372	.43812	.19763	.11859
4393	.65093	.37858	.58160	.45523	.24158	.16285
4506	.69115	.39289	.56846	.43133	.20974	.13446
4692	.59296	.33634	.56723	.41136	.20088	.13646
4812	.65601	.37515	.57187	.44465	.22383	.14275
4865	.73807	.42989	.58245	.44502	.22102	.13878
4969	.55787	.32337	.57964	.44394	.21060	.11999
4975	.79762	.44102	.55292	.42934	.22140	.14163
4978	.68551	.39636	.57820	.46775	.24295	.16272
5063	0.65818	0.32309	0.49088	0.16151	-0.10204	-0.09848
5068	.50058	.27198	.54333	.33874	.10209	.05207
5108	.79166	.46444	.58667	.46330	.24617	.15984
5329	1.1405	.47047	.41250	.13120	.05048	.11910
5463	.51210	.29249	.57117	.50067	.23134	.12648
5581	1.3857	.66910	.48285	.27683	.12293	.07773
5582	.64246	.39527	.61524	.47676	.23870	.14527
5589	.68716	.38806	.56474	.46747	.21936	.14741
5648	.57055	.33062	.57948	.50283	.27319	.17484
5662	.65823	.38739	.58854	.43651	.22234	.14442
5664	.74272	.42347	.57016	.46298	.22122	.14184
6130	.69576	.39814	.57224	.43335	.21645	.13979
6328	.73805	.41823	.56666	.43915	.24273	.16704
6391	.63727	.40657	.63799	.54947	.36819	.26534
6485	.66593	.37937	.56968	.44784	.22207	.14168
6612	.67222	.42255	.62859	.54505	.24575	.14018
6616	.65777	.37121	.56434	.46129	.22996	.15273
6620	.67731	.39289	.58007	.48839	.22980	.15195
6627	.72897	.40821	.55998	.43962	.22033	.14968
6638	.69821	.40445	.57928	.45122	.21572	.13501
6643	.83747	.53489	.63870	.50835	.26398	.16229
6656	.51876	.32077	.61835	.44726	.21400	.14796
6661	.57985	.36444	.62851	.46544	.23166	.15694
6729	.65610	.37067	.56495	.43137	.21337	.13745
6740	.41000	.22782	.55565	.49141	.28006	.18026
6760	.68126	.37709	.55352	.43137	.22465	.14475
6859	.69965	.39597	.56596	.44293	.21608	.13665
6926	1.1694	.76079	.65060	.48425	.24807	.22481
6935	.67504	.38739	.57388	.46516	.23539	.15359
6940	--	--	--	--	--	--
6944	.66508	.37882	.56958	.44923	.20908	.13184
7080	.75965	.44402	.58451	.44682	.22444	.14591
7196	.66819	.38091	.57007	.45335	.23355	.15626
7201	.53362	.31902	.59784	.46470	.25071	.16937
7309	.73791	.40972	.55524	.44400	.20916	.15017
7358	.66587	.38809	.58283	.45591	.24170	.15502
7372	1.0783	.61772	.57284	.43764	.18492	.02284
7412	.44544	.24848	.55784	.48458	.25899	.15624
7556	.69040	.41228	.59716	.50792	.22977	.12644
7588	.61585	.36166	.58725	.47006	.25367	.15363
7660	.49439	.27345	.55310	.48762	.25693	.16455
7675	.72528	.40407	.55713	.45219	.21362	.14474
7705	.71641	.40270	.56210	.44975	.22363	.15196
7714	.56634	.32828	.57965	.45366	.22839	.12881
7732	.71897	.40863	.56836	.42835	.22434	.15124
7739	.76958	.42982	.55851	.45631	.22961	.16366
8029	.57225	.32639	.57036	.46396	.24458	.15101
8092	--	--	--	--	--	--
8101	.52261	.29874	.57163	.48681	.24103	.13999
8290	.71401	.40236	.56352	.44716	.22620	.14531
8420	.72650	.39732	.54690	.40661	.21990	.15607
8470	.88708	.41922	.47258	.31240	.20356	.19986
8497	.78629	.44123	.56115	.43029	.21107	.13761
8501	.66376	.38358	.57789	.46184	.24078	.15538
8504	.60620	.33420	.55131	.47325	.23510	.16992
8708	.60696	.34548	.56919	.50146	.25861	.18151
8769	.71101	.41035	.57714	.43583	.21596	.13010
8879	.51338	.31072	.60524	.47395	.24723	.15976
8884	.56714	.33286	.58690	.62747	.40773	.43920
8992	.61318	.38409	.62640	.45909	.22295	.14849
9014	.60887	.34726	.57034	.46884	.26375	.14037
9023	.79537	.46103	.57963	.43724	.22205	.14408
9247	.92556	.47769	.51611	.38100	.24216	.22797
9278	1.0616	.49257	.46400	.18946	.05420	.04935
9300	1.2896	.74142	.57490	.41827	.22374	.16967
9364	.89125	.42172	.47318	.27725	.10850	.18686
9404	.55897	.31837	.56957	.45198	.22696	.13461
9450	.76516	.42583	.55653	.44647	.20756	.13228
9503	.62971	.36802	.58442	.45440	.22605	.13975
9629	.64441	.37880	.58782	.46237	.23244	.14349
9719	.79109	.43395	.54854	.40982	.20793	.12603
9724	.74477	.42544	.57124	.47689	.23975	.16644
9748	.74046	.42335	.57174	.46369	.21216	.14022
9762	.48626	.27690	.56944	.44043	.22934	.14445

Appendix 3–2.5. L-moments of storm depth defined by 24-hour minimum interevent time for hourly rainfall stations in Oklahoma.

[--, not available]

Station no.	Depth mean (inches)	Depth L-scale (inches)	Depth L-CV (dimensionless)	Depth L-skew (dimensionless)	Depth L-kurtosis (dimensionless)	Depth Tau5 (dimensionless)
0017	1.8195	1.1563	0.63549	0.44114	0.11919	-0.05017
0026	.76659	.42387	.55293	.42986	.24303	.16837
0179	.69275	.39961	.57684	.49286	.24635	.16084
0188	.59813	.34788	.58160	.47463	.26110	.16442
0215	.64244	.36569	.56921	.44771	.23734	.15179
0242	.61038	.35288	.57814	.45680	.24658	.16045
0256	.87537	.49900	.57004	.44621	.21961	.14012
0260	.97522	.57237	.58692	.39657	.14259	.02914
0292	.85237	.47996	.56310	.45058	.21449	.13218
0293	.75680	.43313	.57232	.46864	.23793	.15133
0296	.68795	.43343	.63004	.49469	.26427	.17058
0535	.75875	.43941	.57913	.46603	.20190	.12214
0537	.73536	.41072	.55853	.44832	.18946	.09700
0670	.88352	.50284	.56914	.44258	.22148	.14221
0814	.58286	.34339	.58915	.44417	.23903	.16462
0908	.46855	.27784	.59299	.52772	.30565	.18841
0912	.38538	.22923	.59480	.48102	.26906	.17801
1148	1.5705	.81143	.51668	.28398	.08214	.07883
1168	.89530	.50400	.56294	.43055	.22731	.14651
1391	1.3032	.75556	.57978	.40094	.15445	.09705
1436	.81288	.48770	.59996	.47169	.24563	.14407
1437	.89745	.49016	.54616	.41935	.20353	.14378
1544	.89170	.50204	.56301	.43214	.21288	.13878
1684	.72981	.41120	.56344	.44450	.21618	.13924
1688	.79496	.42778	.53811	.39969	.22288	.14229
1750	.71903	.39967	.55584	.43963	.21826	.14706
1855	1.1139	.54838	.49230	.33141	.14158	.03419
1891	--	--	--	--	--	--
1900	.68627	.40099	.58430	.43283	.21301	.14334
1902	.82711	.45533	.55050	.43526	.20985	.14465
1909	.90750	.41545	.45779	.20829	.10831	.14665
1954	1.4033	.67229	.47906	.17288	-.07267	-.03425
2145	.74466	.37610	.50507	.32432	.15321	.08681
2242	1.3045	.63442	.48631	.27640	.11204	.06804
2309	.77560	.44535	.57421	.42471	.19341	.11478
2334	.66745	.38592	.57820	.49794	.25097	.17316
2500	1.8331	.97603	.53245	.30526	.06298	-.05643
2654	.78381	.43714	.55771	.44532	.21514	.15415
2665	.72287	.42186	.58359	.45505	.24831	.17007
2678	1.3377	.73500	.54945	.26521	-.02559	-.01580
2849	.64458	.37917	.58824	.49726	.27493	.18097
2852	.65694	.37033	.56372	.46636	.21282	.13924
2994	.78487	.46984	.59862	.46465	.24732	.15255
2997	.86323	.51314	.59444	.44123	.21797	.13704
3002	.44653	.24435	.54723	.45454	.23300	.13310
3281	.68720	.40720	.59255	.47899	.25159	.16096
3286	.78411	.44172	.56333	.43336	.22373	.14979
3304	.54817	.31356	.57202	.44561	.22143	.13840
3353	1.3800	.74625	.54076	.32833	.12559	.07402
3407	.53296	.33941	.63684	.49106	.26735	.17914
3497	.65688	.37892	.57685	.48300	.27128	.18359
3628	.45115	.25793	.57172	.47607	.24682	.14255
3700	.75607	.43552	.57603	.46188	.26380	.18038
3740	.62741	.36208	.57710	.45455	.23156	.13791
3830	.64816	.36922	.56965	.45009	.27234	.21473
3835	.60395	.36094	.59763	.41652	.17058	.10148
4001	1.4783	.69233	.46832	.09581	-.03996	.12277
4008	.69303	.38049	.54903	.32939	.05576	.01736
4010	.75412	.44127	.58514	.45379	.23319	.14515
4051	.72233	.41743	.57789	.44712	.21659	.12666
4052	.83394	.47596	.57073	.45408	.21244	.14156
4098	.72320	.40921	.56583	.44497	.23676	.15345
4202	.68073	.39497	.58021	.48835	.25250	.16410
4204	.53370	.30258	.56695	.44019	.24799	.16587
4384	.87690	.50068	.57097	.43830	.22141	.14487
4386	.82545	.46930	.56854	.42193	.21022	.14203
4388	.70561	.42095	.59657	.49180	.24942	.14584
4393	.69156	.40181	.58101	.45123	.23799	.15981
4506	.73497	.41614	.56620	.42409	.20084	.12558
4692	.62518	.35692	.57091	.41746	.20869	.14595
4812	.70221	.40058	.57047	.43930	.22282	.14305
4865	.79769	.46423	.58196	.44342	.22307	.14054
4969	.59618	.35458	.59476	.46723	.23326	.13524
4975	.85543	.47223	.55203	.42660	.22204	.14402
4978	.73312	.42207	.57571	.45995	.23871	.16180
5063	0.80444	0.31472	0.39123	0.08486	-0.14929	-0.02370
5068	.56659	.30574	.53960	.33361	.09845	.04072
5108	.85367	.49735	.58260	.45445	.24015	.15478
5329	1.2039	.55010	.45693	.22414	.06936	.05528
5463	.56026	.32025	.57161	.48401	.21720	.11677
5581	1.6167	.72098	.44597	.27465	.16332	.11580
5582	.69169	.42882	.61997	.48881	.25675	.16284
5589	.74623	.42041	.56337	.45827	.21836	.14971
5648	.61866	.35910	.58045	.49796	.27006	.17338
5662	.72431	.42230	.58304	.43395	.22307	.14168
5664	.80475	.45385	.56397	.45550	.22803	.14906
6130	.74900	.42559	.56821	.42388	.20996	.13642
6328	.77439	.43457	.56117	.43416	.23990	.16271
6391	.75107	.46951	.62512	.52122	.34496	.23427
6485	.72577	.40946	.56417	.43561	.21484	.13588
6612	.71176	.44485	.62500	.51669	.20638	.12028
6616	.70580	.39575	.56072	.45402	.22893	.15392
6620	.73749	.42204	.57226	.46849	.21997	.14489
6627	.77753	.43753	.56272	.43989	.22559	.15750
6638	.76201	.43728	.57386	.43813	.21109	.13177
6643	.90014	.57173	.63516	.49542	.24466	.14241
6656	.57296	.35411	.61804	.45289	.23057	.16983
6661	.62856	.39268	.62472	.46246	.23438	.16257
6729	.71182	.39783	.55889	.42335	.21268	.13962
6740	.44386	.25116	.56586	.49307	.27874	.17440
6760	.72201	.39988	.55383	.42706	.22014	.14117
6859	.74991	.42344	.56466	.43657	.21332	.13798
6926	1.3364	.84577	.63286	.46118	.22834	.22570
6935	.72326	.41475	.57345	.45902	.23252	.15302
6940	--	--	--	--	--	--
6944	.71384	.40534	.56783	.44167	.20695	.13356
7080	.82549	.47674	.57752	.43817	.22414	.14847
7196	.70788	.40119	.56675	.44681	.23093	.15783
7201	.59188	.35168	.59418	.46570	.25104	.16208
7309	.79086	.43821	.55409	.43607	.20457	.14447
7358	.72474	.41946	.57877	.44399	.22970	.14662
7372	1.1764	.65208	.55432	.39685	.13802	-.00445
7412	.48075	.27093	.56357	.48300	.25610	.15158
7556	.75979	.44385	.58417	.47394	.20448	.11535
7588	.64955	.38487	.59252	.47515	.25342	.15048
7660	.53407	.29642	.55502	.48298	.25975	.16939
7675	.77738	.43245	.55629	.44515	.21314	.14689
7705	.77518	.43365	.55942	.44011	.21829	.14934
7714	.61244	.36151	.59028	.47318	.25235	.15067
7732	.77131	.43177	.55979	.41355	.21260	.14408
7739	.82953	.46006	.55460	.44583	.22722	.16310
8029	.60812	.34545	.56807	.45655	.24161	.15138
8092	--	--	--	--	--	--
8101	.56592	.32365	.57190	.47571	.23263	.13696
8290	.75690	.42713	.56431	.44381	.22402	.14425
8420	.76686	.41214	.53744	.39962	.21943	.15444
8470	.92565	.45064	.48683	.32296	.19713	.19229
8497	.84808	.47379	.55866	.42582	.21122	.13778
8501	.71599	.41242	.57601	.45563	.23801	.15734
8504	.64342	.35619	.55359	.48006	.26021	.19790
8708	.65779	.37352	.56783	.48939	.25305	.17825
8769	.76961	.43761	.56862	.42358	.20998	.12909
8879	.56664	.33899	.59824	.46324	.23222	.14203
8884	.56714	.33286	.58690	.62747	.40773	.43920
8992	.66302	.41300	.62291	.45698	.22528	.15169
9014	.69907	.38501	.55075	.44029	.22870	.09351
9023	.86524	.49825	.57586	.42964	.21607	.14035
9247	1.0865	.52830	.48623	.32774	.24345	.22690
9278	1.1865	.51316	.43251	.12314	.02018	.05302
9300	1.5046	.78531	.52194	.37844	.22197	.18494
9364	.89125	.42172	.47318	.27725	.10850	.18686
9404	.60301	.34480	.57180	.45171	.22765	.13684
9450	.82655	.45656	.55237	.43643	.20519	.13134
9503	.68160	.39725	.58282	.46140	.24550	.16532
9629	.69453	.40596	.58451	.45137	.22306	.13700
9719	.84458	.45896	.54342	.40376	.20565	.12480
9724	.82088	.46095	.56153	.45531	.22832	.15965
9748	.81471	.45774	.56184	.44268	.20500	.13888
9762	.52370	.29785	.56874	.43221	.21939	.13581

Appendix 3–2.6. L-moments of storm depth defined by 48-hour minimum interevent time for hourly rainfall stations in Oklahoma.

[--, not available]

Station no.	Depth mean (inches)	Depth L-scale (inches)	Depth L-CV (dimen-sionless)	Depth L-skew (dimen-sionless)	Depth L-kurtosis (dimen-sionless)	Depth Tau5 (dimen-sionless)
0017	2.2520	1.3622	0.60488	0.32654	-0.04123	-0.13760
0026	.93774	.51961	.55411	.43864	.25898	.17946
0179	.82131	.47028	.57259	.47023	.23363	.15088
0188	.70307	.40990	.58302	.46645	.24308	.13887
0215	.77341	.44166	.57106	.44626	.24209	.15916
0242	.72193	.42540	.58925	.46337	.24761	.15437
0256	1.0908	.61257	.56160	.42660	.20863	.13049
0260	1.4019	.82929	.59156	.35067	.00522	-.16696
0292	1.0584	.58691	.55452	.43974	.23348	.15894
0293	.91236	.52271	.57292	.45887	.23791	.15767
0296	.86727	.54199	.62493	.48338	.25736	.16823
0535	.97875	.56175	.57394	.43286	.17641	.09944
0537	.94341	.52324	.55462	.41058	.16520	.09399
0670	1.1097	.62420	.56250	.42879	.21866	.13870
0814	.74182	.47063	.63443	.49799	.24901	.11913
0908	.57406	.34322	.59789	.51702	.29301	.17752
0912	.45742	.27764	.60697	.48341	.26220	.16105
1148	2.6325	1.2223	.46433	.07024	-.15910	.02764
1168	1.0915	.61157	.56028	.42547	.22993	.15222
1391	1.6165	.94007	.58156	.35743	.06720	-.02475
1436	.99503	.59172	.59468	.45896	.23390	.13526
1437	1.1419	.61756	.54080	.41505	.22200	.15247
1544	1.1255	.62529	.55558	.41798	.21094	.13522
1684	.89717	.50764	.56582	.44143	.22526	.14613
1688	.92636	.52831	.57031	.43706	.24007	.14322
1750	.88272	.48691	.55160	.42412	.21740	.14927
1855	1.7408	1.1133	.63956	.57567	.43623	.32691
1891	--	--	--	--	--	--
1900	.84813	.49156	.57958	.42789	.21530	.14419
1902	1.0534	.58121	.55173	.42518	.20827	.13414
1909	1.2100	.72686	.60071	.41116	.13290	-.01326
1954	1.8043	.93286	.51702	.22688	-.01383	-.00101
2145	.87159	.43334	.49718	.35255	.19821	.11173
2242	1.9871	.85835	.43195	.09954	.03915	-.00662
2309	.98712	.54869	.55585	.36670	.14578	.09507
2334	.80487	.46670	.57984	.48462	.25285	.17857
2500	2.5222	1.2967	.51410	.20939	-.08887	-.17322
2654	.96680	.54681	.56559	.45600	.23977	.16314
2665	.84262	.49046	.58206	.44750	.24055	.16099
2678	1.9125	1.4089	.73669	.62510	.37161	.17085
2849	.78759	.46346	.58845	.48592	.27062	.18118
2852	.75479	.43205	.57241	.45795	.19923	.12087
2994	.96968	.57091	.58876	.44658	.23618	.14881
2997	1.0555	.61150	.57935	.40006	.17624	.11285
3002	.52382	.29162	.55672	.44630	.22174	.12627
3281	.83222	.48778	.58612	.45861	.23879	.15568
3286	.97514	.54739	.56135	.42246	.21753	.14543
3304	.65986	.37974	.57548	.44299	.22270	.14376
3353	1.9550	.89955	.46013	.17837	.11426	.05791
3407	.66264	.41940	.63292	.48236	.25668	.17398
3497	.81435	.47098	.57835	.47166	.26182	.17286
3628	.54103	.31033	.57359	.45395	.22761	.13863
3700	.91339	.53077	.58110	.46915	.27420	.18754
3740	.76703	.44464	.57968	.44850	.22278	.12704
3830	.78184	.45387	.58051	.46626	.28379	.21220
3835	.83752	.47222	.56383	.36970	.15252	.10306
4001	--	--	--	--	--	--
4008	.76233	.42941	.56329	.35723	.10367	.07743
4010	.93861	.54303	.57855	.43425	.21384	.12945
4051	.87738	.50931	.58048	.44299	.21485	.13202
4052	1.0416	.58924	.56571	.44172	.22033	.14740
4098	.88362	.50076	.56672	.43701	.23022	.14333
4202	.81855	.47486	.58012	.47349	.24355	.15450
4204	.63160	.36675	.58067	.49549	.31677	.20829
4384	1.0829	.61528	.56817	.42727	.21998	.14759
4386	1.0135	.56509	.55757	.40832	.20823	.13958
4388	.86438	.49038	.56732	.44212	.20090	.10999
4393	.84491	.48943	.57927	.44253	.23302	.15620
4506	.91450	.50543	.55269	.39880	.19057	.12143
4692	.77359	.44394	.57386	.41568	.20730	.14076
4812	.86512	.48645	.56229	.41997	.21158	.13957
4865	.97048	.55789	.57487	.42562	.20872	.13092
4969	.70872	.43307	.61106	.49105	.26004	.15486
4975	1.0400	.58103	.55870	.42235	.21074	.12705
4978	.89309	.51365	.57515	.45273	.23978	.16103
5063	0.80444	0.31472	0.39123	0.08486	-0.14929	-0.02370
5068	.72620	.41313	.56889	.38291	.14031	.07589
5108	1.0266	.59445	.57906	.44864	.23942	.15289
5329	2.1670	1.0092	.46572	.30139	.10355	-.12105
5463	.69822	.40106	.57440	.46702	.21777	.12350
5581	2.4008	1.0699	.44565	.12339	-.07536	-.06915
5582	.84756	.52090	.61459	.47669	.24369	.14760
5589	.90790	.50441	.55558	.43712	.21602	.14738
5648	.74550	.43252	.58018	.48584	.26277	.16703
5662	.90852	.53267	.58631	.43543	.22145	.13586
5664	.98358	.55255	.56177	.44433	.22751	.14551
6130	.93010	.52716	.56678	.42140	.21581	.14067
6328	.92298	.53208	.57648	.45287	.25233	.16357
6391	.95591	.63405	.66329	.59205	.42529	.29577
6485	.90633	.50893	.56153	.42215	.20812	.13162
6612	1.2100	.75444	.62351	.37113	-.04040	-.07511
6616	.87477	.49035	.56055	.44350	.22565	.14517
6620	.88518	.51044	.57666	.46259	.22630	.15224
6627	.95793	.53992	.56363	.43414	.22707	.15271
6638	.95210	.54202	.56929	.42403	.20605	.13106
6643	1.0758	.71046	.66042	.55213	.33027	.22951
6656	.71353	.44417	.62249	.45995	.23966	.17715
6661	.79583	.48848	.61380	.45187	.23286	.16138
6729	.88213	.49120	.55683	.42265	.21993	.14154
6740	.53167	.30423	.57221	.47948	.25176	.14822
6760	.84799	.47526	.56045	.42448	.21008	.13032
6859	.92250	.52293	.56686	.43298	.21585	.13876
6926	1.8878	1.1942	.63258	.42492	.14947	-.03170
6935	.90611	.51721	.57081	.44260	.22279	.14389
6940	--	--	--	--	--	--
6944	.88127	.49808	.56518	.43013	.20426	.12914
7080	1.0272	.58658	.57106	.42364	.21890	.14624
7196	.85623	.48447	.56582	.44203	.23508	.15943
7201	.74066	.44089	.59527	.45793	.22931	.12850
7309	1.0039	.54614	.54400	.41078	.19788	.13627
7358	.88946	.51239	.57608	.43818	.23058	.15433
7372	1.4500	.83743	.57754	.49936	.31226	.11855
7412	.57354	.32748	.57098	.47122	.23961	.14081
7556	.95405	.55302	.57966	.44250	.17850	.09405
7588	.78241	.46039	.58843	.45703	.23242	.13340
7660	.63292	.35338	.55833	.46889	.24363	.15195
7675	.95292	.52783	.55390	.43027	.21195	.14368
7705	.95373	.52916	.55483	.42619	.22055	.15401
7714	.73738	.43486	.58974	.45844	.23258	.13276
7732	.93028	.52136	.56043	.41983	.22853	.16211
7739	1.0579	.57966	.54793	.41897	.21361	.15334
8029	.73858	.42371	.57368	.44558	.22095	.12867
8092	--	--	--	--	--	--
8101	.69705	.39966	.57336	.44947	.20505	.11592
8290	.93417	.53221	.56972	.44153	.22566	.14877
8420	.92190	.49333	.53512	.38846	.20492	.14106
8470	1.2166	.62217	.51141	.37056	.19596	.11169
8497	1.0446	.57725	.55260	.41223	.20327	.12696
8501	.87782	.51081	.58191	.45252	.23470	.15320
8504	.78032	.43157	.55307	.47526	.28297	.21895
8708	.80502	.46326	.57547	.48289	.25115	.16459
8769	.94553	.53994	.57105	.42358	.21143	.13347
8879	.67940	.40826	.60091	.46931	.24070	.14943
8884	--	--	--	--	--	--
8992	.83993	.51333	.61115	.44104	.21684	.14574
9014	.85795	.44618	.52005	.36441	.13629	.05570
9023	1.0690	.60701	.56782	.42225	.21681	.13928
9247	1.8550	1.0733	.57862	.42730	.21429	.01442
9278	1.8109	.88145	.48675	.27764	.06284	-.10864
9300	2.2093	1.2710	.57527	.37566	.16448	.09455
9364	1.2788	.73442	.57432	.37678	.04869	.01869
9404	.73207	.41733	.57007	.43935	.21618	.12656
9450	1.0284	.56809	.55239	.42573	.20457	.13015
9503	.83705	.49433	.59057	.48041	.27407	.18394
9629	.85081	.49587	.58282	.44243	.21561	.13040
9719	.99804	.53982	.54088	.39514	.19981	.11997
9724	1.0530	.58176	.55248	.43537	.22467	.15155
9748	1.0473	.57070	.54490	.41510	.20407	.13252
9762	.62637	.35943	.57384	.43053	.21269	.12737

Appendix 3–2.7. L-moments of storm depth defined by 72-hour minimum interevent time for hourly rainfall stations in Oklahoma.

[--, not available]

Station no.	Depth mean (inches)	Depth L-scale (inches)	Depth L-CV (dimensionless)	Depth L-skew (dimensionless)	Depth L-kurtosis (dimensionless)	Depth Tau5 (dimensionless)
0017	3.0709	1.5684	0.51072	0.11717	-0.22623	-0.10115
0026	1.1099	.62329	.56159	.44204	.25474	.17062
0179	.96451	.54740	.56754	.45315	.22874	.14894
0188	.80311	.46593	.58016	.44390	.21190	.11262
0215	.92141	.52976	.57494	.44108	.23169	.14774
0242	.82979	.48610	.58581	.44861	.23242	.14323
0256	1.3115	.72551	.55317	.40465	.19586	.12383
0260	2.0391	1.2862	.63076	.40430	.16584	.17093
0292	1.2645	.69385	.54873	.42291	.22860	.16600
0293	1.0750	.61529	.57238	.45518	.23987	.15589
0296	1.0397	.64229	.61774	.47696	.26286	.17783
0535	1.2211	.69987	.57317	.42566	.19198	.12798
0537	1.1444	.63422	.55421	.40848	.18642	.11689
0670	1.3503	.74429	.55121	.40593	.19954	.12232
0814	.85254	.55693	.65327	.49712	.21902	.07901
0908	.66597	.39857	.59848	.50006	.27037	.16125
0912	.52618	.31870	.60568	.47018	.24258	.14361
1148	3.9487	1.2505	.31669	-.20834	-.01328	.14551
1168	1.3322	.72977	.54778	.40737	.21841	.13959
1391	2.4982	1.3700	.54840	.29732	.05176	.00973
1436	1.1869	.69379	.58452	.44188	.21456	.11477
1437	1.3891	.74609	.53711	.40490	.20898	.12678
1544	1.3808	.75789	.54890	.41319	.21429	.13006
1684	1.0884	.61466	.56474	.43599	.22558	.14505
1688	1.0883	.62087	.57052	.43599	.23906	.13716
1750	1.0401	.57131	.54929	.41128	.21071	.14494
1855	2.2630	1.3423	.59317	.46809	.35773	.33830
1891	--	--	--	--	--	--
1900	1.0128	.57832	.57104	.41841	.21625	.14787
1902	1.3067	.73713	.56413	.42964	.20869	.13072
1909	1.5782	.81182	.51440	.30840	.05244	-.08417
1954	2.2630	1.3314	.58835	.49983	.35048	.35630
2145	.96478	.50126	.51956	.36928	.20252	.12193
2242	3.4775	1.4682	.42220	.20336	.17563	.03138
2309	1.1430	.66702	.58358	.42806	.21914	.15075
2334	.98953	.57488	.58096	.47790	.25864	.17926
2500	3.2429	1.4386	.44361	.02761	-.03774	.02714
2654	1.1725	.65517	.55878	.44184	.23193	.14664
2665	.96825	.56337	.58184	.43929	.23124	.15422
2678	2.1857	1.5376	.70349	.60074	.34748	.08176
2849	.93839	.55442	.59082	.48021	.26809	.17702
2852	.86000	.49578	.57649	.45379	.20340	.12607
2994	1.1787	.67903	.57609	.43553	.23259	.13995
2997	1.1908	.69212	.58121	.41250	.19430	.12703
3002	.59779	.33940	.56776	.44920	.22151	.12575
3281	.97836	.57010	.58270	.45145	.23728	.15773
3286	1.1863	.66257	.55850	.41855	.21880	.14426
3304	.77286	.44749	.57901	.43768	.21364	.13277
3353	2.9038	1.6398	.56473	.49690	.63432	.59752
3407	.82418	.53301	.64671	.50658	.28845	.20551
3497	.96353	.55881	.57996	.46383	.25315	.16786
3628	.63802	.36899	.57833	.44464	.21095	.12215
3700	1.1155	.65012	.58282	.46296	.26418	.17442
3740	.92516	.53891	.58251	.43962	.21319	.12131
3830	.94056	.54572	.58020	.45802	.27475	.19622
3835	1.1134	.61991	.55677	.36056	.14366	.09275
4001	--	--	--	--	--	--
4008	.84704	.45467	.53678	.28589	.07200	.11954
4010	1.1176	.64734	.57922	.43902	.22826	.14041
4051	1.0243	.59191	.57786	.42654	.20190	.12902
4052	1.2489	.70532	.56474	.43592	.22370	.14600
4098	1.0618	.59762	.56284	.43237	.23326	.14976
4202	.97046	.56274	.57987	.45809	.23108	.14698
4204	.77348	.44893	.58041	.48121	.28585	.17797
4384	1.3040	.72924	.55923	.40947	.20446	.12899
4386	1.2450	.68589	.55093	.39342	.19848	.12643
4388	1.1153	.72126	.64668	.54560	.29004	.15523
4393	1.0251	.58987	.57543	.43772	.23617	.15880
4506	1.1290	.60685	.53751	.37415	.17454	.10970
4692	.93223	.52103	.55891	.39168	.19397	.13344
4812	1.0583	.59415	.56143	.41293	.21137	.14644
4865	1.1486	.66161	.57603	.42776	.21470	.13547
4969	.89619	.54182	.60457	.48622	.27731	.18547
4975	1.2640	.69257	.54794	.39657	.19111	.11579
4978	1.0638	.60655	.57019	.43452	.22585	.15079
5063	1.0343	0.29190	0.28223	-0.02643	0.19086	-0.21370
5068	.88897	.50469	.56773	.35963	.10386	.04613
5108	1.2148	.70055	.57666	.44202	.23341	.14580
5329	2.7088	1.4487	.53484	.56785	.40121	.13817
5463	.82508	.47310	.57340	.44774	.20092	.11158
5581	3.6012	1.7659	.49036	.32329	.45535	.45778
5582	.99192	.61174	.61672	.47186	.22869	.13162
5589	1.0934	.60503	.55332	.42021	.20635	.14225
5648	.88455	.51373	.58078	.46610	.23896	.14803
5662	1.0822	.63253	.58449	.44161	.23146	.14427
5664	1.1895	.65975	.55464	.42488	.21623	.13669
6130	1.1289	.62943	.55754	.40678	.20745	.13303
6328	1.0565	.60233	.57010	.43716	.23255	.14153
6391	1.6177	1.1677	.72183	.64535	.45437	.31831
6485	1.0932	.61300	.56075	.41850	.21147	.13967
6612	1.5125	1.0839	.71665	.62768	.36409	.25865
6616	1.0512	.59122	.56244	.43739	.22403	.14937
6620	1.0805	.61957	.57343	.43958	.21054	.14296
6627	1.1908	.68222	.57292	.43549	.22462	.14698
6638	1.1455	.64629	.56421	.41254	.19964	.12143
6643	1.3101	.83969	.64094	.51598	.28968	.20259
6656	.87245	.53799	.61664	.45115	.23835	.18201
6661	.98382	.59566	.60546	.44278	.22803	.15620
6729	1.0834	.60248	.55610	.41140	.20663	.13548
6740	.64058	.36829	.57493	.46511	.23754	.13601
6760	.96945	.54033	.55736	.41233	.20109	.12719
6859	1.1084	.62542	.56423	.41724	.20173	.12782
6926	3.3980	1.8510	.54473	.12156	-.32091	-.94111
6935	1.0990	.62202	.56597	.43192	.22055	.14470
6940	--	--	--	--	--	--
6944	1.0697	.60551	.56605	.42785	.21004	.13569
7080	1.2704	.70844	.55763	.40346	.20278	.12885
7196	1.0170	.57435	.56474	.43057	.22193	.14535
7201	.94125	.57599	.61194	.49893	.29846	.19996
7309	1.2392	.67819	.54730	.40738	.19576	.12552
7358	1.1070	.63947	.57768	.44021	.23243	.15000
7372	1.9773	1.1018	.55724	.41705	.22786	.12252
7412	.67137	.38632	.57541	.45988	.22835	.13533
7556	1.1167	.65722	.58855	.44618	.18207	.08865
7588	.88956	.52960	.59535	.45707	.23224	.13938
7660	.74326	.41569	.55928	.45614	.23635	.14752
7675	1.1457	.62125	.54224	.40742	.20453	.13978
7705	1.1284	.62159	.55088	.41458	.21410	.14272
7714	.82481	.48166	.58397	.44581	.22256	.12380
7732	1.1056	.60917	.55101	.40876	.22215	.15326
7739	1.2987	.71574	.55111	.41802	.21473	.14452
8029	.83379	.47411	.56863	.43534	.21834	.12890
8092	--	--	--	--	--	--
8101	.81660	.46401	.56822	.43136	.19476	.11108
8290	1.1212	.62727	.55947	.42787	.22549	.14973
8420	1.1103	.58750	.52915	.37791	.20378	.14049
8470	1.4193	.69207	.48760	.35955	.19516	.09854
8497	1.2733	.69534	.54609	.40210	.19793	.11584
8501	1.0564	.61070	.57810	.44017	.22537	.14466
8504	.92264	.52356	.56745	.48963	.29209	.20504
8708	.96504	.55372	.57379	.46217	.23572	.15297
8769	1.1360	.64332	.56632	.41801	.21267	.13453
8879	.78483	.46645	.59434	.44260	.20560	.12356
8884	--	--	--	--	--	--
8992	1.0620	.64144	.60397	.43606	.22181	.15410
9014	1.0486	.48834	.46570	.28718	.10351	.05887
9023	1.3011	.72771	.55930	.40852	.21089	.13485
9247	2.4733	1.4389	.58176	.43205	.23414	.01274
9278	2.4900	1.6646	.66853	.68612	.70779	.69363
9300	3.3140	2.2938	.69215	.47992	.11373	-.08484
9364	1.8600	.90382	.48592	.12077	-.04892	.16412
9404	.87082	.49749	.57128	.43047	.20619	.11974
9450	1.2565	.69206	.55079	.41799	.20448	.13168
9503	1.0080	.60649	.60168	.48852	.28866	.20430
9629	1.0117	.58747	.58066	.43155	.21055	.13172
9719	1.1735	.62074	.52898	.39076	.21033	.12980
9724	1.3200	.71217	.53954	.42198	.21794	.12946
9748	1.2746	.68294	.53579	.38476	.17784	.10953
9762	.73647	.42573	.57807	.42785	.20940	.12736

Appendix 3–3.1. L-moments of storm duration defined by 6-hour minimum interevent time for hourly rainfall stations in Oklahoma.

[--, not available]

Station no.	Duration mean (hours)	Duration L-scale (hours)	Duration L-CV (dimen-sionless)	Duration L-skew (dimen-sionless)	Duration L-kurtosis (dimen-sionless)	Duration Tau5 (dimen-sionless)
0017	7.0811	3.4099	0.48155	0.30553	0.13847	0.17069
0026	6.1199	2.9457	.48134	.37205	.16549	.10009
0179	3.6519	1.9034	.52121	.50927	.20153	.10946
0188	5.2007	2.5950	.49897	.43275	.21973	.15365
0215	5.8971	2.9391	.49839	.39873	.18793	.13262
0242	5.4386	2.7339	.50270	.43342	.22880	.16484
0256	4.8134	2.5356	.52677	.44843	.18155	.12699
0260	8.3125	4.6935	.56464	.42930	.20186	.17021
0292	4.2662	2.3156	.54279	.50071	.19943	.10839
0293	4.2190	2.2591	.53545	.50350	.22443	.14345
0296	6.0487	2.9548	.48849	.38240	.18629	.13443
0535	3.9812	2.1016	.52789	.49009	.18807	.11206
0537	3.9375	2.0554	.52201	.49416	.21151	.14102
0670	5.0040	2.6822	.53602	.45753	.18713	.12200
0814	1.8000	.75840	.42134	.89740	.76012	.60509
0908	3.7717	2.0127	.53362	.54086	.25629	.15174
0912	4.7116	2.1702	.46061	.36987	.15771	.10476
1148	8.0323	3.7333	.46479	.30534	.15141	.08638
1168	6.3460	3.2159	.50676	.40181	.18465	.11916
1391	7.3947	3.4317	.46408	.34646	.18557	.12384
1436	6.7838	3.2436	.47814	.37710	.18544	.11349
1437	4.2869	2.2764	.53102	.48660	.20798	.13817
1544	5.2742	2.8053	.53189	.44247	.18287	.12564
1684	4.5665	2.3934	.52411	.45784	.19127	.13743
1688	5.6888	2.7541	.48413	.36921	.16023	.10251
1750	4.0610	2.1291	.52429	.49159	.21150	.13751
1855	6.4186	2.5426	.39614	.20473	.04822	-.00453
1891	4.0000	2.4000	.60000	.83333	1.00000	.83333
1900	6.1668	2.9918	.48515	.37700	.17275	.11218
1902	4.3594	2.3109	.53011	.47288	.18724	.12141
1909	8.0000	4.1839	.52299	.54796	.40624	.27750
1954	6.5641	3.2267	.49157	.44506	.22152	.12493
2145	5.4644	2.6780	.49008	.39364	.19037	.14220
2242	8.7742	4.9806	.56765	.56897	.39272	.30408
2309	5.4132	2.5862	.47775	.38124	.16651	.09194
2334	3.9251	2.0701	.52741	.49787	.19975	.12089
2500	8.3636	3.9307	.46998	.36905	.24562	.16894
2654	4.0410	2.1890	.54170	.52108	.22468	.12941
2665	5.4481	2.6297	.48269	.38077	.16899	.11412
2678	6.0909	2.5584	.42004	.28579	.13906	.10056
2849	4.3798	2.3021	.52562	.47904	.21168	.14022
2852	3.5016	1.8241	.52092	.52277	.20630	.10191
2994	5.6017	2.6944	.48100	.39846	.19013	.11040
2997	6.3936	3.0277	.47355	.37079	.16133	.08305
3002	4.0561	2.0960	.51675	.48354	.21058	.13371
3281	4.8869	2.5285	.51741	.44968	.20796	.14702
3286	5.2516	2.6740	.50918	.42070	.18752	.13275
3304	4.8582	2.5232	.51937	.45919	.21806	.15046
3353	10.148	5.2194	.51432	.46725	.27293	.14732
3407	5.0043	2.8457	.56865	.50586	.22037	.15809
3497	4.5454	2.4056	.52923	.47759	.21396	.14426
3628	4.1266	2.1239	.51468	.48234	.22079	.14544
3700	5.8118	2.8320	.48729	.39535	.19020	.12355
3740	4.9502	2.5271	.51049	.42965	.19183	.14488
3830	5.7988	2.7698	.47765	.40287	.20199	.12136
3835	5.0264	2.6477	.52676	.40042	.11669	.13002
4001	3.1000	1.1000	.35484	.09091	-.10390	.09091
4008	8.3800	4.0796	.48682	.34412	.17752	.12152
4010	6.7920	3.2586	.47977	.36138	.16203	.10205
4051	5.2386	2.6910	.51368	.44051	.21690	.15821
4052	4.2298	2.2586	.53397	.48983	.19765	.11739
4098	5.6639	2.8425	.50187	.39447	.16750	.11569
4202	3.9904	2.1022	.52683	.50378	.22311	.14270
4204	4.8723	2.2816	.46828	.39644	.20619	.15427
4384	5.6894	2.9540	.51921	.42495	.19558	.14332
4386	5.9946	3.0223	.50417	.39866	.18255	.12833
4388	5.2374	2.4916	.47573	.38162	.16261	.09426
4393	5.2515	2.6824	.51079	.42303	.18408	.12317
4506	5.6988	2.9409	.51606	.41787	.18476	.12753
4692	6.1299	2.9852	.48698	.38472	.18074	.11983
4812	5.4463	2.7287	.50102	.41090	.18593	.11872
4865	5.8581	3.0006	.51221	.41720	.19817	.14183
4969	5.1014	2.8678	.56216	.49686	.21244	.12801
4975	5.0875	2.6221	.51539	.42847	.18011	.12252
4978	4.5028	2.3686	.52603	.47110	.20906	.14957
5063	8.3571	3.9176	0.46877	0.19495	-0.09907	-0.16027
5068	5.2857	2.5767	.48748	.36761	.13271	.09098
5108	6.2129	3.1818	.51214	.40362	.18244	.12613
5329	8.5200	4.7500	.55751	.57492	.39076	.29581
5463	3.8310	2.0658	.53925	.52758	.21837	.11775
5581	9.0625	4.0887	.45117	.23097	.05572	.02161
5582	6.0321	2.8914	.47933	.41442	.23471	.15771
5589	3.9494	2.1212	.53710	.51757	.21912	.12707
5648	4.1567	2.1827	.52511	.48715	.21029	.13845
5662	6.6462	3.2759	.49290	.37770	.17440	.11824
5664	4.4558	2.4665	.55354	.51581	.22389	.12771
6130	5.7751	2.9620	.51289	.41074	.18153	.12917
6328	5.8548	2.9368	.50160	.40869	.20292	.14796
6391	3.9024	1.6256	.41656	.39269	.19750	.07842
6485	5.2719	2.7421	.52013	.42658	.17717	.12327
6612	4.2800	2.3233	.54283	.45718	.10619	.05343
6616	4.6155	2.3670	.51284	.43325	.16949	.11877
6620	4.1586	2.2796	.54817	.52150	.22136	.12389
6627	4.8372	2.5409	.52528	.45149	.18652	.11857
6638	5.0845	2.6920	.52945	.44418	.18261	.12702
6643	6.1346	3.0178	.49194	.40062	.20255	.13202
6656	5.6563	2.9385	.51952	.45887	.24443	.16708
6661	5.9789	3.0585	.51155	.41933	.19961	.13587
6729	5.6473	2.8413	.50312	.41098	.18635	.11869
6740	3.9728	1.9988	.50314	.46936	.20896	.14133
6760	5.5896	2.7944	.49993	.39931	.17743	.12516
6859	5.1518	2.6505	.51447	.42182	.17527	.12443
6926	6.1739	2.5494	.41293	.32669	.17231	.16471
6935	4.7158	2.4845	.52684	.45199	.17987	.11998
6940	--	--	--	--	--	--
6944	4.7535	2.5092	.52787	.44871	.17352	.11565
7080	5.8419	3.0399	.52036	.42424	.18779	.12237
7196	4.9610	2.6386	.53188	.45673	.19328	.12819
7201	5.5032	2.7322	.49647	.38153	.15448	.11717
7309	4.2704	2.2374	.52394	.46200	.16925	.10300
7358	6.3132	3.0741	.48693	.39231	.18557	.10778
7372	7.9730	3.4354	.43089	.36541	.25378	.24529
7412	3.9182	1.9941	.50894	.48080	.21518	.15081
7556	4.0273	2.2177	.55066	.53949	.24506	.15284
7588	5.4948	2.8345	.51585	.44351	.21959	.14789
7660	4.0909	2.1374	.52249	.49141	.22127	.15160
7675	4.1930	2.2078	.52656	.47463	.18015	.10533
7705	4.7230	2.4976	.52881	.45967	.19223	.13093
7714	5.4898	2.7496	.50086	.42323	.20576	.13776
7732	6.1743	3.0703	.49728	.39102	.17970	.12076
7739	4.4373	2.3015	.51866	.45080	.17611	.11705
8029	4.8575	2.4908	.51278	.43060	.17923	.12675
8092	--	--	--	--	--	--
8101	4.0427	2.1536	.53270	.51624	.24248	.16156
8290	5.1146	2.6199	.51225	.41793	.17451	.13281
8420	5.9857	2.9221	.48817	.38692	.18359	.12049
8470	5.4426	2.5672	.47169	.35431	.15715	.11440
8497	5.1678	2.6953	.52157	.43398	.18137	.12057
8501	4.7675	2.4604	.51606	.44714	.20028	.14376
8504	3.2893	1.6125	.49024	.48408	.17408	.09474
8708	3.8494	2.0387	.52961	.50725	.20150	.10883
8769	5.6160	2.8253	.50308	.40200	.17582	.11940
8879	4.9307	2.2182	.44988	.33447	.14129	.10924
8884	8.9000	3.8778	.43571	.44269	.42182	.09599
8992	6.1559	3.1898	.51816	.42234	.19700	.12853
9014	4.3333	2.0857	.48131	.40239	.15502	.10151
9023	6.5399	3.2851	.50233	.39981	.19523	.13048
9247	7.9706	3.6640	.45969	.35293	.14957	.04876
9278	7.5000	2.7884	.37178	.18764	.10702	.03483
9300	7.7073	4.1488	.53829	.48076	.24707	.13303
9364	6.4242	2.9205	.45460	.38927	.17016	-.00186
9404	5.0617	2.6394	.52145	.44879	.20629	.14467
9450	4.3333	2.2622	.52205	.45576	.16689	.10351
9503	6.7258	3.1575	.46946	.35636	.17033	.10958
9629	5.2387	2.7292	.52097	.44854	.21578	.15235
9719	5.9646	3.0601	.51305	.40505	.17235	.11613
9724	4.5283	2.4639	.54411	.49118	.20413	.12753
9748	4.2110	2.2907	.54398	.49938	.18504	.08843
9762	5.3130	2.5461	.47921	.41298	.21147	.13600

Appendix 3–3.2. L-moments of storm duration defined by 8-hour minimum interevent time for hourly rainfall stations in Oklahoma.

[--, not available]

Station no.	Duration mean (hours)	Duration L-scale (hours)	Duration L-CV (dimensionless)	Duration L-skew (dimensionless)	Duration L-kurtosis (dimensionless)	Duration Tau5 (dimensionless)
0017	8.2941	4.1123	0.49581	0.35996	0.21461	0.17873
0026	6.7981	3.4255	.50389	.39853	.19027	.12341
0179	4.3358	2.3806	.54906	.50676	.20405	.11230
0188	5.8110	3.0239	.52038	.45122	.23143	.15504
0215	6.5206	3.3143	.50828	.39877	.18372	.12505
0242	5.9046	3.0349	.51398	.43775	.23000	.16352
0256	5.5532	3.0305	.54573	.45279	.18654	.12504
0260	9.3000	5.1161	.55012	.38361	.16332	.14294
0292	5.0980	2.8253	.55419	.47206	.17684	.10055
0293	4.8015	2.6262	.54697	.48250	.19656	.11626
0296	7.0029	3.6069	.51505	.41210	.20405	.12889
0535	4.8122	2.6848	.55790	.49497	.20020	.12093
0537	4.6261	2.5141	.54346	.48506	.19866	.11846
0670	5.7253	3.1528	.55067	.45540	.18592	.11864
0814	1.9407	.88519	.45613	.88328	.72834	.55562
0908	4.1309	2.2610	.54734	.53313	.24306	.13306
0912	5.1876	2.5432	.49025	.41254	.19841	.13514
1148	8.0323	3.7333	.46479	.30534	.15141	.08638
1168	7.0963	3.7047	.52206	.40881	.18583	.11819
1391	8.5429	4.0454	.47354	.31609	.14744	.11213
1436	7.3561	3.6195	.49203	.39190	.19732	.12206
1437	5.0884	2.7938	.54905	.47200	.19175	.12147
1544	6.1422	3.3471	.54494	.43705	.18009	.12233
1684	5.2418	2.8429	.54235	.46173	.19961	.14162
1688	6.6264	3.3457	.50491	.36392	.13074	.06969
1750	4.6911	2.5384	.54111	.48185	.20556	.13534
1855	7.7179	2.8327	.36702	.15746	.02219	.00558
1891	5.2000	3.0000	.57692	.46667	.00000	-.93333
1900	6.8021	3.4016	.50009	.38982	.18088	.11585
1902	5.0538	2.7968	.55341	.48000	.19681	.12425
1909	9.0357	5.0622	.56024	.56170	.39353	.27140
1954	7.6111	3.6048	.47362	.40459	.22422	.16877
2145	6.0748	3.0695	.50528	.40093	.19176	.13688
2242	9.8276	5.4433	.55388	.53937	.35426	.27220
2309	6.2478	3.0878	.49422	.36894	.12930	.05145
2334	4.6611	2.5512	.54732	.48274	.18743	.11191
2500	9.0952	4.1238	.45340	.31773	.22207	.14945
2654	4.6375	2.5948	.55952	.51313	.21984	.12889
2665	6.0876	3.1008	.50936	.41462	.19801	.13240
2678	6.6667	2.5381	.38071	.23630	.14305	.10864
2849	5.0521	2.7603	.54636	.48144	.21594	.14445
2852	4.4875	2.5241	.56248	.51925	.20878	.10322
2994	6.2302	3.1425	.50439	.42948	.21924	.13299
2997	6.8822	3.2701	.47516	.35606	.14593	.07754
3002	4.4907	2.4065	.53588	.49091	.21771	.13503
3281	5.6151	3.0104	.53612	.45343	.20881	.14178
3286	5.9534	3.1670	.53196	.43798	.19777	.13142
3304	5.4095	2.8994	.53598	.46562	.22261	.15134
3353	14.000	8.6364	.61688	.58346	.36098	.18980
3407	5.9929	3.4132	.56954	.46534	.18802	.14164
3497	5.3846	2.9832	.55402	.48525	.22524	.15200
3628	4.6484	2.4793	.53337	.48198	.21625	.13610
3700	6.4762	3.2796	.50641	.41043	.20003	.13168
3740	5.5751	2.9238	.52444	.43375	.19833	.14509
3830	6.5932	3.3459	.50748	.44278	.23866	.15299
3835	5.3973	2.7804	.51516	.36205	.09748	.13095
4001	4.1111	2.1389	.52027	.48052	.28571	.38961
4008	10.022	4.5707	.45606	.29314	.14549	.08387
4010	7.4776	3.7243	.49806	.37939	.17170	.10553
4051	5.8908	3.1003	.52630	.44074	.21011	.13864
4052	5.0187	2.7930	.55651	.48810	.20339	.12664
4098	6.3817	3.2605	.51092	.39087	.16364	.11038
4202	4.6520	2.5352	.54497	.49120	.21201	.13536
4204	5.8182	3.0161	.51840	.45811	.25692	.18753
4384	6.4678	3.4311	.53049	.42333	.19205	.13405
4386	6.7336	3.4817	.51706	.40090	.17931	.12037
4388	6.0385	3.0249	.50093	.38525	.14946	.09151
4393	5.8840	3.0667	.52120	.41960	.18170	.12224
4506	6.3618	3.3209	.52201	.41080	.18183	.12780
4692	6.7181	3.3629	.50057	.39962	.19371	.12771
4812	6.0867	3.1193	.51247	.40855	.17908	.11150
4865	6.6337	3.4822	.52493	.41717	.19182	.12891
4969	5.6021	3.2431	.57891	.50409	.21453	.11866
4975	5.8508	3.0953	.52904	.42808	.18313	.12421
4978	5.2117	2.8378	.54450	.47079	.21101	.14780
5063	8.3571	3.9176	0.46877	0.19495	-0.09907	-0.16027
5068	5.8504	2.8173	.48155	.33232	.10689	.08517
5108	6.9899	3.6508	.52229	.40228	.17707	.11658
5329	9.1250	5.1685	.56641	.58168	.39849	.28566
5463	4.4488	2.4834	.55822	.51463	.20907	.11476
5581	9.5484	4.2473	.44482	.22790	.04609	-.01092
5582	6.7292	3.3907	.50387	.44742	.26363	.17446
5589	4.7359	2.6383	.55709	.49830	.20179	.11660
5648	4.7440	2.5803	.54390	.48642	.21220	.13972
5662	7.5689	3.8567	.50954	.39124	.18296	.11632
5664	5.2252	2.9443	.56348	.48824	.19581	.11033
6130	6.5221	3.4044	.52198	.41024	.18576	.13351
6328	6.4043	3.3022	.51562	.42330	.21699	.15615
6391	4.4359	1.9271	.43444	.38387	.16957	.04592
6485	6.0391	3.2236	.53379	.42200	.16901	.11260
6612	5.2174	2.9209	.55985	.42200	.05026	-.02462
6616	5.3172	2.8062	.52775	.42851	.16565	.11135
6620	4.8846	2.7632	.56570	.50567	.20689	.11710
6627	5.5751	3.0233	.54229	.45402	.19273	.12367
6638	5.8488	3.1866	.54482	.44308	.18139	.12132
6643	6.4384	3.2757	.50878	.42501	.22103	.14305
6656	6.5233	3.4474	.52848	.43534	.20419	.12708
6661	6.8729	3.5993	.52369	.41680	.19370	.12868
6729	6.2995	3.2469	.51542	.41177	.18182	.11176
6740	4.3651	2.2794	.52219	.47735	.21198	.13304
6760	6.2230	3.2298	.51902	.41606	.19133	.13363
6859	5.8869	3.1313	.53191	.43188	.18853	.13121
6926	7.3333	3.2238	.43961	.31633	.14289	.11757
6935	5.5244	3.0174	.54620	.45710	.19308	.13060
6940	--	--	--	--	--	--
6944	5.5455	3.0127	.54327	.44381	.17394	.11748
7080	6.4998	3.4676	.53350	.42797	.18827	.11985
7196	5.6332	3.0646	.54403	.45546	.19765	.13037
7201	6.1137	3.0941	.50610	.38053	.15500	.11847
7309	5.0808	2.7645	.54410	.45587	.16821	.10143
7358	6.9486	3.4522	.49681	.39237	.17968	.10294
7372	10.281	4.6764	.45485	.38556	.32191	.29957
7412	4.4729	2.3841	.53302	.48956	.22483	.15148
7556	4.8723	2.8452	.58395	.54903	.26265	.16654
7588	6.0278	3.2648	.54162	.47449	.24733	.16857
7660	4.6406	2.5146	.54188	.49439	.22846	.15709
7675	4.9285	2.6808	.54394	.46291	.17275	.10263
7705	5.3468	2.9183	.54581	.46363	.19756	.13139
7714	6.1148	3.1887	.52147	.43580	.21123	.14161
7732	6.7210	3.4501	.51333	.40446	.18467	.11844
7739	5.1344	2.7676	.53903	.45433	.18147	.11710
8029	5.4045	2.8877	.53431	.45688	.21423	.15617
8092	--	--	--	--	--	--
8101	4.6431	2.5600	.55136	.50819	.23198	.14871
8290	5.7422	3.0164	.52529	.41929	.17635	.13034
8420	6.5081	3.2730	.50291	.39583	.18431	.11934
8470	6.7273	3.5158	.52262	.42363	.19662	.10641
8497	5.9629	3.2041	.53733	.43308	.17929	.11756
8501	5.4452	2.8771	.52837	.44215	.19820	.14046
8504	3.8079	1.9584	.51428	.47821	.17515	.09615
8708	4.5205	2.4992	.55285	.50244	.20270	.11408
8769	6.4282	3.3709	.52439	.41938	.18966	.12469
8879	5.4637	2.4731	.45264	.31910	.12881	.09691
8884	8.9000	3.8778	.43571	.44269	.42182	.09599
8992	7.0464	3.6999	.52508	.40938	.18136	.11681
9014	4.6567	2.3053	.49505	.40106	.13300	.06439
9023	7.2907	3.7509	.51448	.40543	.19562	.12581
9247	9.3548	4.6323	.49517	.40937	.18747	.07823
9278	9.2400	3.7100	.40152	.27177	.19356	.08877
9300	9.2432	5.1922	.56173	.48097	.24367	.12900
9364	7.2581	3.6129	.49778	.46429	.26218	.10239
9404	5.7300	3.1000	.54100	.45517	.20514	.13529
9450	5.0289	2.7018	.53726	.44497	.15892	.09753
9503	7.5248	3.6183	.48085	.36586	.17426	.10457
9629	5.9366	3.1849	.53649	.45070	.21271	.14196
9719	6.5967	3.4428	.52190	.40079	.16570	.11132
9724	5.3908	3.0319	.56241	.47988	.19302	.11624
9748	5.0705	2.8115	.55449	.46259	.15207	.07626
9762	5.8109	2.9078	.50041	.43561	.22783	.14567

Appendix 3–3.3. L-moments of storm duration defined by 12-hour minimum interevent time for hourly rainfall stations in Oklahoma.

[--, not available]

Station no.	Duration mean (hours)	Duration L-scale (hours)	Duration L-CV (dimen-sionless)	Duration L-skew (dimen-sionless)	Duration L-kurtosis (dimen-sionless)	Duration Tau5 (dimen-sionless)
0017	13.370	8.2991	0.62071	0.52294	0.32853	0.26445
0026	8.0109	4.1895	.52297	.41148	.19669	.12259
0179	5.7422	3.3235	.57879	.48852	.18723	.09825
0188	7.2839	4.0671	.55837	.48259	.25967	.17555
0215	7.4642	3.9468	.52877	.41256	.18852	.12219
0242	7.1646	3.9429	.55032	.46971	.25155	.17143
0256	6.9534	3.9548	.56876	.45603	.19181	.12327
0260	12.115	7.6723	.63327	.49439	.24162	.18749
0292	6.5086	3.7593	.57758	.46525	.17710	.10723
0293	6.0907	3.4438	.56542	.46402	.18420	.11163
0296	8.5295	4.6538	.54561	.43727	.21912	.13883
0535	6.1549	3.6285	.58953	.49195	.18724	.09218
0537	5.7594	3.2877	.57084	.47789	.18112	.08829
0670	7.1722	4.1065	.57256	.45621	.18878	.11891
0814	2.3333	1.2549	.53783	.88354	.72865	.55530
0908	5.0646	2.9853	.58944	.55615	.26986	.15011
0912	5.7891	2.9516	.50985	.42534	.20277	.13231
1148	12.240	6.6367	.54221	.46075	.31979	.24564
1168	8.4785	4.5780	.53996	.41032	.17462	.10157
1391	11.467	6.8184	.59463	.53278	.37371	.32317
1436	8.7696	4.5715	.52129	.42091	.21213	.12225
1437	6.7098	3.8361	.57171	.46096	.18793	.11904
1544	7.7221	4.3859	.56797	.44125	.18107	.11514
1684	6.6533	3.7632	.56562	.45463	.18789	.12256
1688	8.1807	4.4369	.54236	.41216	.17575	.10042
1750	6.0114	3.4504	.57398	.48695	.21152	.13356
1855	14.643	5.9074	.40343	.21134	.11035	.04645
1891	--	--	--	--	--	--
1900	7.9685	4.2094	.52826	.41862	.19988	.12424
1902	6.6352	3.7602	.56670	.44477	.16247	.09623
1909	12.125	8.2446	.67996	.70348	.54367	.39582
1954	12.138	5.7340	.47240	.34002	.19068	.16906
2145	7.1646	3.8695	.54009	.42617	.19747	.13442
2242	11.222	6.4929	.57857	.57557	.41325	.32644
2309	7.5167	3.8032	.50597	.37243	.13633	.06156
2334	5.6878	3.3061	.58126	.50446	.21843	.13509
2500	10.895	4.0760	.37413	.25597	.22958	.12142
2654	5.9728	3.4855	.58356	.49267	.19716	.11028
2665	7.0045	3.7432	.53440	.43345	.20579	.12982
2678	10.000	4.6797	.46797	.29068	.05709	-.07734
2849	6.2097	3.5610	.57346	.48763	.22060	.14034
2852	5.5637	3.2593	.58582	.50409	.19116	.08519
2994	7.6255	4.1666	.54641	.45609	.21184	.09943
2997	7.9839	4.0342	.50530	.39152	.17334	.09386
3002	5.4423	3.0792	.56578	.49798	.21958	.12247
3281	6.7599	3.7904	.56072	.46254	.21043	.13100
3286	7.1280	3.9885	.55955	.45777	.21116	.13152
3304	6.4818	3.6219	.55877	.47341	.22807	.14902
3353	16.250	10.539	.64858	.66575	.51458	.36720
3407	7.9550	4.5674	.57415	.43527	.17753	.13741
3497	6.7558	3.9457	.58404	.49484	.23214	.15043
3628	5.7661	3.2745	.56788	.49875	.23390	.14340
3700	7.5240	4.0959	.54438	.45115	.22535	.14128
3740	6.7642	3.7432	.55338	.45625	.21775	.14727
3830	7.3459	3.8288	.52121	.43810	.22031	.12993
3835	7.4051	4.3102	.58205	.45440	.19399	.16432
4001	5.7500	2.7857	.48447	.29487	.07692	-.06410
4008	13.816	7.6750	.55552	.50113	.38365	.31833
4010	8.9583	4.7839	.53402	.42535	.20625	.12462
4051	7.1606	3.9026	.54501	.44355	.20739	.12668
4052	6.2661	3.6311	.57948	.47817	.18736	.10316
4098	7.7085	4.1074	.53284	.40217	.16913	.10858
4202	5.9471	3.4207	.57519	.48922	.20933	.12707
4204	6.6987	3.7699	.56277	.50923	.29517	.20525
4384	7.8847	4.3398	.55040	.42814	.18959	.12165
4386	8.1432	4.3909	.53921	.40978	.17830	.11356
4388	8.0870	4.6870	.57957	.47381	.21214	.12041
4393	7.2033	3.9456	.54775	.43441	.18928	.11593
4506	7.7653	4.2460	.54679	.42430	.18733	.12088
4692	7.9557	4.1356	.51982	.40228	.18010	.10782
4812	7.4206	3.9841	.53690	.42062	.18181	.10565
4865	7.9937	4.3301	.54169	.42005	.18755	.11459
4969	6.2271	3.7335	.59956	.51769	.22415	.11920
4975	7.3975	4.0562	.54833	.42427	.17593	.10986
4978	6.5898	3.7786	.57340	.47767	.21388	.13475
5063	11.167	4.9545	0.44369	0.12355	-0.05505	0.08002
5068	7.6053	3.8948	.51212	.38004	.18638	.16502
5108	8.3253	4.5842	.55064	.42831	.19310	.12042
5329	10.864	5.9199	.54493	.48680	.30003	.22626
5463	5.9267	3.5059	.59155	.50217	.19536	.09921
5581	12.222	5.8177	.47599	.29606	.15867	.16263
5582	7.6710	4.0055	.52216	.46085	.26568	.16301
5589	6.0138	3.4724	.57741	.48260	.19426	.11585
5648	5.8814	3.3244	.56525	.47707	.20365	.12687
5662	8.7785	4.6428	.52888	.40608	.19289	.12357
5664	6.6940	3.9542	.59070	.48719	.19742	.11216
6130	7.9498	4.3280	.54441	.41916	.18509	.12164
6328	7.7131	4.1376	.53643	.42955	.21015	.13829
6391	5.5000	2.7937	.50794	.47136	.25538	.14196
6485	7.4896	4.1363	.55228	.41912	.16202	.09895
6612	6.6190	3.6048	.54460	.33421	-.00871	-.01382
6616	6.5409	3.6297	.55492	.44514	.18660	.12295
6620	6.3312	3.7466	.59176	.49278	.19274	.10172
6627	6.8885	3.8959	.56557	.45685	.19442	.12079
6638	7.2294	4.0776	.56403	.44169	.18015	.11584
6643	8.7288	4.6730	.53535	.40383	.16136	.07967
6656	8.1418	4.5253	.55582	.45158	.21335	.12812
6661	8.6319	4.7165	.54640	.42239	.18850	.11629
6729	7.4893	3.9954	.53348	.41227	.17196	.09731
6740	5.1215	2.8108	.54883	.48832	.22377	.13803
6760	7.2890	4.0346	.55353	.45820	.23071	.15996
6859	7.1643	3.9570	.55232	.43571	.18753	.12075
6926	9.1053	3.8772	.42582	.20256	.05510	.05164
6935	7.0086	3.9404	.56222	.44115	.17714	.11286
6940	--	--	--	--	--	--
6944	7.0415	3.9903	.56669	.44289	.17277	.11051
7080	7.7371	4.2670	.55150	.43368	.19048	.11790
7196	6.7419	3.8077	.56478	.46069	.20162	.12828
7201	6.9929	3.6932	.52814	.40083	.16512	.10889
7309	6.5954	3.7432	.56755	.44562	.16157	.09644
7358	8.2644	4.2998	.52028	.41389	.19905	.12258
7372	14.769	7.9600	.53896	.45893	.26781	.17183
7412	5.5450	3.1644	.57068	.50928	.24461	.15740
7556	5.9936	3.6114	.60254	.53068	.24079	.14374
7588	6.9038	3.9464	.57163	.50047	.26255	.17076
7660	5.6132	3.2276	.57501	.51209	.24458	.15666
7675	6.4361	3.6536	.56767	.44951	.16340	.09747
7705	6.7339	3.8361	.56967	.46452	.19929	.12561
7714	7.3156	4.0379	.55196	.46347	.23625	.16012
7732	7.8058	4.2012	.53821	.41939	.18470	.10871
7739	6.4080	3.5765	.55813	.44469	.17446	.10988
8029	6.2356	3.5006	.56139	.48173	.23897	.16965
8092	--	--	--	--	--	--
8101	5.6457	3.2690	.57903	.51017	.23092	.13956
8290	7.1319	3.9514	.55405	.43807	.19144	.12819
8420	7.5656	4.0506	.53540	.43067	.20578	.12230
8470	7.3396	3.8846	.52927	.39649	.14424	.06147
8497	7.4350	4.1590	.55937	.43636	.18143	.11644
8501	6.4786	3.5861	.55353	.45184	.19790	.12696
8504	5.3137	3.0296	.57016	.49416	.20099	.11839
8708	5.8196	3.4123	.58634	.50298	.20669	.11615
8769	7.5688	4.1594	.54954	.43429	.19114	.11478
8879	6.9688	3.5953	.51592	.42302	.22808	.16453
8884	13.625	6.7321	.49410	.69761	.50133	.40053
8992	8.6842	4.6800	.53891	.40321	.17069	.10702
9014	5.3438	2.7202	.50905	.42115	.17543	.10346
9023	8.9545	4.8036	.53644	.41436	.19214	.11527
9247	11.679	6.3690	.54536	.49676	.29376	.22287
9278	10.826	4.1818	.38627	.18796	.12760	.08264
9300	12.156	6.4869	.53363	.36143	.14310	.09948
9364	9.0357	5.0225	.55585	.54596	.33657	.17829
9404	6.9420	3.9611	.57060	.47423	.22073	.14131
9450	6.3771	3.5339	.55415	.43167	.15700	.10000
9503	9.3839	4.9634	.52893	.42950	.23374	.16029
9629	7.3116	4.1124	.56245	.46276	.22231	.14654
9719	7.5409	4.1171	.54597	.42611	.18852	.12499
9724	6.7289	3.8457	.57152	.45469	.17664	.11051
9748	6.6781	3.8420	.57532	.44354	.14152	.07845
9762	6.7135	3.5745	.53243	.47058	.25843	.16808

Appendix 3–3.4. L-moments of storm duration defined by 18-hour minimum interevent time for hourly rainfall stations in Oklahoma.

[--, not available]

Station no.	Duration mean (hours)	Duration L-scale (hours)	Duration L-CV (dimensionless)	Duration L-skew (dimensionless)	Duration L-kurtosis (dimensionless)	Duration Tau5 (dimensionless)
0017	18.522	12.024	0.64917	0.52193	0.27069	0.13880
0026	10.391	5.8646	.56438	.44807	.21519	.12709
0179	7.9645	4.8238	.60566	.47635	.17530	.08928
0188	9.2923	5.5815	.60066	.51239	.26828	.16322
0215	9.3616	5.2186	.55745	.42837	.18939	.11310
0242	8.9131	5.1355	.57617	.47817	.24762	.15931
0256	9.3392	5.5033	.58927	.44855	.17855	.10431
0260	14.292	10.505	.73507	.68506	.50175	.43028
0292	9.3719	5.6766	.60570	.46690	.18916	.12121
0293	8.0651	4.7822	.59295	.46824	.18928	.11168
0296	11.089	6.5137	.58742	.47424	.24012	.15020
0535	8.4837	5.1729	.60974	.47405	.17175	.08267
0537	7.7766	4.7069	.60526	.49633	.21627	.12619
0670	9.3475	5.4932	.58767	.44368	.17201	.09970
0814	3.3426	2.2163	.66303	.89486	.75765	.60855
0908	6.6550	4.1247	.61979	.54345	.24577	.12029
0912	7.1687	3.9692	.55368	.46401	.21899	.11923
1148	14.609	9.0791	.62148	.55433	.34498	.17942
1168	10.744	6.0524	.56335	.41657	.16892	.09470
1391	15.500	10.872	.70144	.64879	.44276	.31448
1436	10.802	5.9422	.55009	.43645	.20907	.11358
1437	9.4376	5.5052	.58333	.42498	.14552	.08305
1544	10.462	6.1381	.58670	.43171	.16477	.09866
1684	8.6116	4.9921	.57969	.43922	.16831	.09905
1688	9.2911	5.2060	.56032	.42688	.18841	.11371
1750	7.9823	4.7363	.59334	.47173	.19548	.11837
1855	20.957	11.261	.53734	.40591	.18904	.08075
1891	--	--	--	--	--	--
1900	9.8595	5.4847	.55629	.43449	.20168	.12089
1902	8.5611	4.9239	.57514	.42341	.14617	.08321
1909	15.409	10.816	.70192	.69498	.53097	.39759
1954	20.318	12.253	.60307	.48956	.23711	.10618
2145	8.8630	5.1131	.57690	.44920	.19296	.10865
2242	12.808	7.7831	.60769	.58915	.40371	.28831
2309	9.3333	4.9086	.52592	.36620	.12152	.06386
2334	7.6173	4.5845	.60186	.48245	.19027	.10577
2500	14.059	7.2794	.51778	.51071	.40173	.28500
2654	8.7715	5.2500	.59853	.45237	.15888	.08738
2665	8.8788	5.0427	.56794	.45128	.20644	.11966
2678	18.846	10.410	.55238	.31706	.08061	.09031
2849	8.4506	5.1113	.60485	.49153	.22068	.13497
2852	7.4873	4.4831	.59876	.46259	.14688	.06174
2994	9.9891	5.7947	.58010	.45982	.18943	.07571
2997	9.6875	5.0834	.52473	.39570	.16869	.08719
3002	7.0278	4.2417	.60357	.51277	.22698	.11643
3281	8.4768	4.9765	.58707	.47298	.21370	.12665
3286	9.2767	5.3982	.58191	.45492	.19610	.10999
3304	8.3297	4.8377	.58078	.46618	.20667	.11921
3353	20.333	13.948	.68595	.67549	.48946	.29358
3407	10.484	6.1572	.58730	.43357	.18423	.13544
3497	8.5987	5.2015	.60492	.49214	.22444	.13882
3628	7.4650	4.5187	.60531	.51473	.23968	.13281
3700	9.1784	5.2304	.56986	.46665	.23431	.14592
3740	8.2976	4.7678	.57460	.45801	.20672	.12509
3830	9.4417	5.3722	.56899	.48029	.24412	.13637
3835	10.257	6.1291	.59755	.43418	.16076	.11267
4001	11.833	8.8333	.74648	.70566	.54717	.54717
4008	17.939	10.871	.60600	.48130	.25005	.13574
4010	10.939	6.1365	.56099	.43708	.19874	.11080
4051	9.2094	5.2324	.56816	.44112	.18869	.10158
4052	8.5265	5.1414	.60298	.46873	.17736	.09525
4098	9.6250	5.3656	.55746	.41399	.16812	.09792
4202	8.2125	4.9760	.60591	.48548	.19904	.10939
4204	8.7018	5.2290	.60090	.50163	.23119	.10642
4384	10.337	5.9750	.57800	.44208	.19378	.11648
4386	10.647	5.9897	.56259	.41335	.16654	.09552
4388	9.3303	5.5415	.59392	.46309	.18375	.09598
4393	9.0983	5.1416	.56512	.42708	.17182	.09570
4506	9.9936	5.6356	.56392	.42621	.18636	.11472
4692	9.1626	4.9240	.53740	.41506	.18849	.11686
4812	9.2992	5.2210	.56145	.43015	.17978	.09772
4865	10.135	5.7642	.56877	.43511	.18963	.10752
4969	8.1847	5.3098	.64875	.55828	.26879	.15473
4975	9.3086	5.2734	.56651	.42587	.17421	.10560
4978	8.5325	5.1038	.59816	.47789	.20644	.12142
5063	13.455	5.1273	0.38108	-0.06147	0.00118	0.23641
5068	9.9612	5.7184	.57407	.46312	.24911	.18763
5108	10.518	5.9451	.56524	.42563	.18669	.11555
5329	15.579	9.5322	.61186	.56947	.30639	.11539
5463	7.6711	4.6457	.60561	.47927	.17644	.09321
5581	20.667	11.557	.55922	.48726	.34787	.23724
5582	9.6940	5.4737	.56465	.47604	.23968	.12021
5589	8.3724	4.9741	.59411	.45471	.16652	.09465
5648	7.9492	4.7302	.59506	.48107	.21087	.13186
5662	11.447	6.4744	.56559	.43427	.20292	.12650
5664	8.9288	5.3653	.60090	.45668	.16430	.08590
6130	10.269	5.8039	.56516	.41801	.17105	.10200
6328	9.6155	5.5691	.57918	.47636	.24656	.15773
6391	7.8182	4.4280	.56638	.47369	.23251	.14381
6485	9.5543	5.4424	.56962	.41723	.15803	.09528
6612	9.7778	6.0719	.62099	.48089	.21582	.16927
6616	8.4983	4.8957	.57609	.44655	.18876	.11927
6620	8.1731	4.9299	.60319	.46851	.17155	.09410
6627	8.9977	5.2277	.58101	.44262	.17660	.10441
6638	9.1571	5.4123	.59105	.45769	.19331	.12154
6643	11.392	6.5524	.57516	.45373	.22431	.15406
6656	10.530	6.1492	.58399	.47045	.22010	.11515
6661	11.046	6.1916	.56053	.41144	.16863	.10087
6729	9.2348	5.1733	.56019	.42941	.18143	.10215
6740	6.6722	3.8522	.57735	.48355	.21071	.11431
6760	8.8937	5.0522	.56807	.44599	.20133	.12285
6859	9.2427	5.3595	.57986	.44596	.18715	.10992
6926	13.562	6.8208	.50292	.33956	.20419	.21626
6935	9.0896	5.2827	.58118	.43934	.17547	.10930
6940	--	--	--	--	--	--
6944	9.1388	5.3548	.58594	.44244	.17443	.10958
7080	10.272	5.9266	.57698	.44040	.18948	.11294
7196	8.5295	5.0040	.58666	.45700	.18542	.10575
7201	9.4764	5.3909	.56887	.42660	.16807	.09026
7309	8.7717	5.0810	.57926	.42665	.15233	.09719
7358	10.238	5.5615	.54321	.41596	.18365	.10478
7372	17.125	10.226	.59716	.53507	.33510	.23150
7412	7.2264	4.3751	.60544	.51680	.23995	.13291
7556	8.1382	5.0175	.61653	.49238	.18828	.08896
7588	8.9803	5.5169	.61433	.52459	.27175	.16653
7660	7.4267	4.5146	.60788	.51108	.22745	.12026
7675	8.4864	4.9866	.58760	.44167	.15669	.09021
7705	8.7780	5.2321	.59604	.47377	.20701	.12380
7714	8.7404	5.0121	.57344	.46557	.22318	.14067
7732	9.4279	5.2787	.55990	.42492	.17572	.09507
7739	8.7983	5.1201	.58194	.43971	.16803	.09824
8029	7.6662	4.5894	.59865	.51890	.27899	.19592
8092	--	--	--	--	--	--
8101	7.3132	4.4602	.60989	.51164	.22251	.11724
8290	9.3361	5.4954	.58861	.46347	.20904	.12883
8420	9.1707	5.2316	.57047	.46127	.21974	.12013
8470	9.6042	5.4659	.56911	.43324	.18285	.11626
8497	9.4848	5.5213	.58212	.44469	.18589	.11372
8501	8.3557	4.8362	.57879	.45332	.18836	.10716
8504	7.6570	4.6073	.60171	.50430	.24452	.16494
8708	7.6465	4.6593	.60934	.49547	.20282	.11392
8769	9.4678	5.4154	.57198	.43759	.18219	.10158
8879	8.7256	4.8045	.55063	.43463	.20591	.12596
8884	20.429	11.143	.54545	.56923	.37179	.31197
8992	11.235	6.2154	.55321	.39634	.15717	.09513
9014	5.9355	3.0851	.51978	.41862	.15859	.07183
9023	11.258	6.2442	.55464	.41615	.18350	.10685
9247	12.593	6.6638	.52919	.44646	.26152	.22073
9278	16.842	8.7427	.51910	.39036	.24966	.19205
9300	16.321	9.5886	.58749	.43527	.20666	.15198
9364	13.083	9.4819	.72473	.77486	.62793	.45472
9404	8.8094	5.1751	.58746	.46448	.20301	.12166
9450	8.5991	4.9502	.57566	.42812	.15725	.09573
9503	12.165	6.9084	.56790	.46076	.24361	.15410
9629	9.3335	5.5061	.58994	.46613	.20433	.11561
9719	8.8999	5.0834	.57118	.44295	.19452	.12020
9724	9.1364	5.4292	.59424	.45412	.18014	.11094
9748	9.2402	5.4792	.59297	.43284	.14250	.08358
9762	8.0407	4.5420	.56487	.48769	.25818	.15852

Appendix 3–3.5. L-moments of storm duration defined by 24-hour minimum interevent time for hourly rainfall stations in Oklahoma.

[--, not available]

Station no.	Duration mean (hours)	Duration L-scale (hours)	Duration L-CV (dimen-sionless)	Duration L-skew (dimen-sionless)	Duration L-kurtosis (dimen-sionless)	Duration Tau5 (dimen-sionless)
0017	26.684	18.614	0.69757	0.52852	0.20095	0.03183
0026	13.046	7.5036	.57517	.43810	.19437	.10511
0179	10.307	6.3235	.61352	.45520	.15525	.07739
0188	11.278	6.9500	.61626	.50569	.24676	.13694
0215	10.946	6.3153	.57697	.44583	.20322	.12109
0242	10.775	6.5090	.60410	.49970	.25863	.15742
0256	12.064	7.2703	.60265	.45160	.18938	.11764
0260	16.739	11.308	.67556	.60583	.44535	.39943
0292	11.672	7.1564	.61311	.46012	.18904	.12393
0293	10.555	6.5194	.61769	.48359	.20890	.12360
0296	12.970	7.7294	.59595	.47008	.23246	.14803
0535	10.499	6.5220	.62118	.46603	.16229	.07512
0537	10.757	6.4115	.59605	.43675	.15977	.09226
0670	11.898	7.1317	.59943	.44263	.17573	.10485
0814	5.8571	4.3196	.73749	.78620	.54048	.32214
0908	9.4377	6.0040	.63617	.50745	.19770	.08400
0912	10.061	6.0534	.60166	.49237	.23398	.12844
1148	18.000	12.148	.67487	.63436	.47090	.34753
1168	13.237	7.5871	.57319	.41991	.17899	.11200
1391	23.273	14.896	.64007	.47977	.22867	.16416
1436	13.503	7.7567	.57446	.45179	.21899	.12805
1437	12.465	7.3407	.58888	.41109	.14150	.08796
1544	13.441	8.0623	.59981	.43804	.17808	.11115
1684	10.849	6.4676	.59616	.44500	.17706	.10726
1688	12.887	7.8135	.60633	.46177	.20093	.10700
1750	10.146	6.1600	.60712	.46754	.19353	.11521
1855	20.957	11.261	.53734	.40591	.18904	.08075
1891	--	--	--	--	--	--
1900	11.854	6.8103	.57452	.44355	.20228	.11663
1902	10.827	6.3966	.59078	.43085	.16201	.09900
1909	18.950	12.129	.64005	.61843	.45273	.32233
1954	29.167	18.095	.62039	.48587	.23420	.09947
2145	10.772	6.4647	.60015	.45695	.18672	.10024
2242	18.864	11.236	.59564	.53354	.32370	.23153
2309	13.601	7.7060	.56657	.42648	.20862	.15756
2334	9.8436	6.1885	.62868	.49912	.21296	.12379
2500	24.692	13.487	.54621	.47079	.19132	-.03612
2654	11.605	6.9561	.59940	.42512	.14192	.08526
2665	10.611	6.3470	.59814	.48384	.23652	.14208
2678	18.846	10.410	.55238	.31706	.08061	.09031
2849	10.543	6.4703	.61370	.47666	.20205	.11827
2852	10.125	6.3594	.62809	.48071	.17317	.07714
2994	12.487	7.4224	.59441	.45723	.18986	.09041
2997	11.784	6.5927	.55944	.42721	.18124	.08666
3002	9.1798	5.7661	.62813	.51463	.22781	.11808
3281	10.667	6.5060	.60994	.48175	.21652	.12548
3286	11.394	6.7524	.59263	.44875	.18650	.10217
3304	10.472	6.2781	.59953	.46483	.19419	.10054
3353	22.706	16.537	.72830	.72290	.53764	.32260
3407	13.601	8.1179	.59685	.42607	.17127	.11364
3497	10.771	6.6200	.61462	.47885	.20585	.11977
3628	9.6721	5.9907	.61938	.49450	.20869	.10596
3700	11.494	6.7843	.59026	.47304	.22694	.12805
3740	10.252	6.0750	.59254	.45945	.19848	.11014
3830	11.456	6.6909	.58405	.46537	.20834	.10262
3835	14.038	8.6276	.61458	.45789	.21434	.16731
4001	11.833	8.8333	.74648	.70566	.54717	.54717
4008	17.939	10.871	.60600	.48130	.25005	.13574
4010	13.259	7.6159	.57438	.43484	.19065	.10825
4051	11.632	7.0032	.60207	.47466	.21679	.11866
4052	11.078	6.9418	.62661	.48219	.19506	.10913
4098	11.756	6.7542	.57455	.42525	.17908	.10790
4202	10.453	6.4287	.61498	.46913	.18350	.10309
4204	11.370	6.7659	.59507	.43999	.14866	.04453
4384	12.862	7.5925	.59032	.44406	.19285	.11179
4386	13.551	7.6554	.56492	.39832	.15771	.09844
4388	12.724	8.2974	.65208	.52929	.24144	.11374
4393	10.934	6.3743	.58300	.43823	.18023	.10103
4506	11.911	6.8848	.57803	.43520	.19210	.11473
4692	10.754	5.9408	.55244	.42322	.19385	.11834
4812	11.393	6.6372	.58255	.44703	.19504	.10997
4865	12.594	7.3997	.58757	.44731	.19772	.11099
4969	10.159	6.8751	.67676	.58057	.29696	.17339
4975	11.450	6.7697	.59123	.45458	.20629	.12885
4978	10.545	6.3814	.60516	.46350	.19044	.10777
5063	21.111	6.5278	0.30921	0.39088	0.67477	0.37812
5068	13.978	8.1350	.58199	.44939	.22548	.13953
5108	12.933	7.5241	.58177	.43522	.19262	.11889
5329	17.444	11.974	.68640	.71343	.54258	.40625
5463	10.290	6.3749	.61952	.47117	.18108	.10626
5581	27.889	15.327	.54957	.49888	.36381	.21487
5582	11.985	6.9709	.58165	.46733	.21730	.10620
5589	10.841	6.5870	.60759	.45078	.16967	.10321
5648	10.332	6.3482	.61440	.47875	.20190	.11547
5662	14.612	8.3220	.56953	.42283	.19431	.12452
5664	11.383	6.8777	.60423	.44196	.16359	.09854
6130	12.628	7.2866	.57703	.42246	.17588	.10586
6328	11.104	6.4290	.57897	.44987	.20942	.12812
6391	12.786	6.8386	.53486	.29487	.03865	.02984
6485	12.248	7.1552	.58418	.41977	.16120	.09733
6612	11.588	7.4485	.64277	.46061	.11028	-.00987
6616	10.604	6.2589	.59027	.44490	.18416	.11273
6620	10.720	6.5345	.60953	.45168	.16694	.10088
6627	10.960	6.6758	.60912	.47531	.21232	.12953
6638	11.847	7.0968	.59905	.44530	.18259	.11381
6643	13.748	8.0797	.58769	.45723	.22167	.13826
6656	13.737	8.1213	.59119	.45788	.20972	.11140
6661	13.694	7.8449	.57286	.41638	.17588	.11063
6729	11.763	6.7560	.57433	.42596	.17254	.09422
6740	8.9148	5.3924	.60488	.48257	.20058	.09957
6760	10.627	6.3153	.59426	.47263	.22592	.13818
6859	11.376	6.7676	.59489	.45250	.19404	.11367
6926	18.500	8.5989	.46481	.28307	.18095	.08220
6935	11.189	6.6855	.59749	.44564	.18019	.10959
6940	--	--	--	--	--	--
6944	11.311	6.7650	.59809	.44020	.17162	.10541
7080	12.927	7.5501	.58406	.43153	.17889	.10414
7196	10.219	6.1222	.59908	.45514	.18069	.09990
7201	12.729	7.3105	.57431	.39150	.11755	.04908
7309	10.864	6.4853	.59695	.44108	.17400	.11224
7358	12.955	7.3673	.56871	.43699	.19807	.11518
7372	20.727	11.688	.56391	.44800	.23018	.14714
7412	9.4229	5.9446	.63086	.51676	.23058	.11927
7556	10.987	6.7796	.61705	.45312	.15024	.06830
7588	10.621	6.7538	.63591	.53081	.26303	.14766
7660	9.6714	6.0422	.62475	.49809	.20732	.10261
7675	10.572	6.4034	.60570	.45140	.17097	.10126
7705	11.178	6.8245	.61056	.46774	.19408	.10728
7714	11.086	6.8161	.61482	.50689	.25637	.15590
7732	11.588	6.7338	.58108	.43357	.17534	.09286
7739	11.059	6.5564	.59284	.43391	.16306	.09289
8029	9.4402	5.8017	.61458	.50988	.25218	.15408
8092	--	--	--	--	--	--
8101	9.6041	6.0108	.62585	.49531	.19884	.09576
8290	11.119	6.7283	.60513	.46809	.20303	.11290
8420	10.784	6.3857	.59215	.48288	.24411	.14595
8470	10.870	6.6937	.61582	.52126	.29199	.20648
8497	11.826	7.0980	.60019	.45365	.19190	.11250
8501	10.624	6.3580	.59847	.45906	.18933	.10070
8504	9.3289	5.7162	.61274	.49524	.23011	.14176
8708	9.9842	6.1818	.61916	.47507	.18158	.09651
8769	11.930	6.9505	.58262	.43545	.18241	.10648
8879	11.822	6.9235	.58566	.47295	.23290	.12544
8884	20.429	11.143	.54545	.56923	.37179	.31197
8992	13.803	7.8399	.56800	.40850	.17008	.10664
9014	9.7037	5.6101	.57814	.41242	.10603	.01048
9023	14.037	7.9490	.56628	.41502	.17965	.10623
9247	18.348	10.190	.55536	.42214	.26399	.28805
9278	21.529	12.375	.57480	.52822	.45361	.41154
9300	22.583	12.772	.56554	.43206	.28411	.25230
9364	13.917	10.004	.71882	.74110	.56474	.38771
9404	11.100	6.6661	.60056	.46158	.19838	.11494
9450	10.924	6.4896	.59404	.44029	.17430	.10530
9503	14.836	8.6296	.58168	.45669	.22409	.13184
9629	11.630	6.9834	.60047	.45460	.18592	.10207
9719	10.868	6.4547	.59391	.45276	.18989	.10439
9724	12.149	7.2957	.60052	.43772	.16778	.09991
9748	12.219	7.2830	.59603	.41726	.14426	.09753
9762	10.218	6.0406	.59119	.48605	.23386	.12616

Appendix 3–3.6. L-moments of storm duration defined by 48-hour minimum interevent time for hourly rainfall stations in Oklahoma.

[--, not available]

Station no.	Duration mean (hours)	Duration L-scale (hours)	Duration L-CV (dimensionless)	Duration L-skew (dimensionless)	Duration L-kurtosis (dimensionless)	Duration Tau5 (dimensionless)
0017	38.867	26.067	0.67067	0.41502	0.04331	-0.01801
0026	23.697	14.752	.62255	.46236	.19634	.10047
0179	18.584	12.031	.64737	.47640	.19092	.10801
0188	19.442	12.773	.65696	.51299	.22874	.10685
0215	20.376	13.012	.63860	.48828	.21974	.11624
0242	19.284	12.655	.65622	.51824	.24460	.12379
0256	23.522	14.868	.63208	.45837	.18868	.10148
0260	37.750	23.583	.62472	.42691	.13030	-.05157
0292	22.809	14.901	.65329	.49570	.23413	.14733
0293	19.855	13.071	.65836	.49659	.20668	.09913
0296	25.374	16.052	.63261	.46800	.19191	.08924
0535	23.200	15.034	.64801	.46357	.17970	.10630
0537	24.054	16.240	.67514	.50644	.20254	.07726
0670	23.774	15.051	.63310	.45772	.19030	.11355
0814	16.494	12.355	.74907	.62615	.30680	.14292
0908	19.333	12.981	.67145	.50675	.20622	.10268
0912	18.726	12.383	.66127	.52436	.25174	.13822
1148	50.500	29.909	.59226	.27264	-.09997	-.12665
1168	23.775	14.672	.61711	.45666	.20704	.12905
1391	35.824	23.618	.65928	.43462	.11831	.05547
1436	24.556	14.942	.60849	.45153	.19821	.11227
1437	25.464	15.894	.62420	.43738	.16516	.08609
1544	25.972	16.227	.62478	.45098	.19536	.12034
1684	21.389	13.657	.63851	.46765	.19061	.10014
1688	20.463	13.628	.66601	.52201	.24971	.13957
1750	20.373	13.035	.63982	.46480	.18325	.09879
1855	54.615	39.744	.72770	.62903	.42035	.35505
1891	--	--	--	--	--	--
1900	22.849	14.232	.62286	.46141	.19558	.10242
1902	23.107	14.621	.63276	.45493	.18272	.10106
1909	38.200	25.143	.65819	.45455	.09688	-.10396
1954	46.357	29.379	.63376	.42828	.15509	.12598
2145	18.477	11.674	.63179	.47488	.20926	.11927
2242	46.714	26.110	.55893	.30976	.01400	-.08475
2309	27.205	15.727	.57809	.37167	.11884	.06580
2334	19.125	12.685	.66326	.50425	.21970	.12329
2500	45.000	24.861	.55247	.31652	.01756	-.10247
2654	22.023	14.096	.64004	.47292	.21475	.14670
2665	18.234	11.716	.64253	.49553	.21673	.09893
2678	41.500	30.214	.72806	.64657	.47400	.51418
2849	20.481	13.290	.64888	.48151	.19845	.10401
2852	16.330	10.789	.66069	.50156	.21085	.12145
2994	23.703	14.605	.61615	.43967	.17393	.10743
2997	22.218	13.599	.61206	.44512	.16687	.07303
3002	16.909	11.347	.67108	.52525	.23395	.12005
3281	20.247	12.998	.64197	.47663	.19505	.09578
3286	22.514	14.311	.63566	.46958	.19939	.10977
3304	19.692	12.715	.64569	.48563	.20213	.09864
3353	45.917	27.947	.60865	.38379	.03913	-.12108
3407	25.232	16.088	.63761	.46099	.20135	.13199
3497	21.668	14.019	.64699	.47980	.20394	.11628
3628	18.473	12.122	.65617	.49359	.20061	.09973
3700	21.235	13.638	.64225	.49912	.23277	.12390
3740	20.402	13.237	.64878	.49746	.22440	.11782
3830	20.566	13.414	.65224	.51338	.23513	.11782
3835	34.265	20.102	.58667	.40039	.17836	.11419
4001	--	--	--	--	--	--
4008	23.367	15.107	.64651	.51203	.22782	.04948
4010	24.884	15.220	.61162	.44503	.18282	.09578
4051	21.680	13.842	.63849	.47800	.19896	.09336
4052	22.590	14.744	.65269	.47723	.19010	.09769
4098	22.075	13.904	.62983	.46756	.20036	.10720
4202	19.607	12.641	.64473	.46996	.18343	.09733
4204	20.089	13.625	.67823	.53773	.25436	.13388
4384	24.038	15.061	.62655	.45646	.18860	.10072
4386	24.528	15.019	.61232	.44513	.19253	.11075
4388	22.988	14.805	.64404	.46047	.16360	.06976
4393	20.985	13.141	.62622	.46470	.20231	.11554
4506	23.244	14.339	.61686	.44886	.18812	.10246
4692	21.868	13.986	.63956	.49426	.22405	.10586
4812	22.170	13.821	.62344	.45707	.18719	.09595
4865	22.875	14.359	.62773	.46271	.19303	.09866
4969	18.383	12.655	.68840	.54021	.24723	.13829
4975	21.381	13.827	.64668	.49069	.21546	.11023
4978	20.488	13.131	.64093	.47281	.19436	.10296
5063	21.111	6.5278	0.30921	0.39088	0.67477	0.37812
5068	28.042	17.467	.62289	.44888	.16610	.04271
5108	22.574	14.017	.62093	.46475	.21339	.12692
5329	58.300	29.633	.50829	.18391	-.15660	-.10330
5463	21.185	13.511	.63775	.45042	.16498	.09109
5581	54.250	31.220	.57548	.28027	-.06010	-.12966
5582	22.554	13.942	.61817	.47048	.20730	.10295
5589	20.757	13.303	.64091	.46795	.18971	.10432
5648	19.656	12.699	.64607	.47783	.19295	.09927
5662	27.099	16.877	.62280	.46454	.21380	.13154
5664	21.712	13.603	.62654	.44681	.17879	.10407
6130	24.158	15.037	.62245	.45610	.19746	.11367
6328	20.023	12.959	.64723	.51638	.25768	.13728
6391	26.864	15.682	.58376	.31511	-.00569	-.05997
6485	23.863	15.010	.62902	.46025	.20168	.12359
6612	46.400	31.111	.67050	.37554	-.06314	-.17911
6616	21.471	13.643	.63544	.47187	.20144	.10752
6620	19.973	12.922	.64698	.47443	.19080	.10316
6627	21.632	13.996	.64700	.48632	.21067	.10939
6638	23.510	15.001	.63807	.46562	.19371	.10685
6643	23.317	14.796	.63457	.49205	.23057	.12318
6656	25.554	15.553	.60862	.43202	.16929	.08651
6661	26.649	16.182	.60722	.43157	.17893	.10230
6729	22.861	14.291	.62515	.46578	.20450	.11600
6740	17.406	11.250	.64629	.47499	.17413	.07559
6760	18.507	11.895	.64273	.49651	.22894	.12552
6859	21.992	13.957	.63466	.46800	.19510	.10098
6926	41.222	23.778	.57682	.28371	-.01636	-.10648
6935	22.676	14.274	.62946	.45221	.18213	.10307
6940	--	--	--	--	--	--
6944	22.018	13.968	.63441	.45748	.18309	.09966
7080	24.482	15.340	.62659	.46030	.19689	.11172
7196	19.585	12.510	.63876	.47456	.20050	.11241
7201	24.738	14.975	.60535	.42548	.16665	.09753
7309	23.321	14.787	.63405	.45436	.17874	.09596
7358	23.848	14.487	.60749	.45254	.20264	.11829
7372	40.867	25.667	.62806	.47116	.19209	.11793
7412	17.920	11.942	.66640	.51031	.21412	.10329
7556	22.618	14.394	.63641	.44090	.15019	.07952
7588	20.048	13.708	.68375	.53405	.23528	.10700
7660	17.834	11.883	.66632	.51080	.21413	.10036
7675	20.833	13.649	.65516	.49614	.22024	.12128
7705	21.631	13.939	.64437	.47460	.19627	.10692
7714	20.416	13.315	.65218	.50419	.22423	.10727
7732	21.129	13.448	.63648	.47787	.21138	.12124
7739	23.564	14.766	.62666	.43883	.16304	.08806
8029	19.047	12.555	.65917	.51082	.23242	.12325
8092	--	--	--	--	--	--
8101	19.809	13.196	.66614	.50107	.20585	.10452
8290	21.977	14.216	.64685	.48193	.20520	.10996
8420	20.016	13.067	.65281	.50895	.22997	.10673
8470	24.743	16.570	.66968	.49058	.18635	.07825
8497	22.515	14.223	.63173	.45913	.18735	.10180
8501	20.831	13.547	.65036	.49432	.21886	.11658
8504	18.314	11.792	.64391	.48540	.20871	.10903
8708	20.255	13.064	.64499	.46510	.17669	.09549
8769	22.512	14.223	.63182	.47473	.21656	.12936
8879	21.373	13.590	.63585	.49117	.21653	.08992
8884	--	--	--	--	--	--
8992	26.901	16.367	.60843	.43596	.18677	.11131
9014	19.841	12.377	.62380	.42213	.09477	-.01429
9023	25.605	15.650	.61123	.44700	.18928	.09919
9247	61.250	40.023	.65343	.45486	.19225	.15055
9278	47.091	26.364	.55985	.40598	.15115	-.08448
9300	50.733	29.457	.58063	.32886	.07881	.04452
9364	34.125	23.892	.70012	.50137	.12147	-.06148
9404	20.900	13.393	.64082	.47617	.19797	.10093
9450	21.865	13.926	.63692	.46896	.19959	.11161
9503	26.371	16.036	.60808	.43652	.17799	.09874
9629	22.173	13.991	.63099	.45671	.18369	.10275
9719	19.195	12.556	.65416	.50325	.22604	.11941
9724	25.118	15.658	.62340	.44357	.17869	.09574
9748	25.706	15.468	.60174	.39854	.14263	.09037
9762	19.108	12.404	.64916	.50882	.22986	.10901

Appendix 3–3.7. L-moments of storm duration defined by 72-hour minimum interevent time for hourly rainfall stations in Oklahoma.

[--, not available]

Station no.	Duration mean (hours)	Duration L-scale (hours)	Duration L-CV (dimen-sionless)	Duration L-skew (dimen-sionless)	Duration L-kurtosis (dimen-sionless)	Duration Tau5 (dimen-sionless)
0017	75.273	37.091	0.49275	0.08301	-0.08905	0.06454
0026	38.744	25.221	.65097	.47703	.19897	.10224
0179	31.872	21.071	.66113	.47923	.19711	.10865
0188	30.529	20.725	.67885	.51588	.22083	.09873
0215	35.665	23.630	.66254	.48919	.20606	.10495
0242	31.024	20.685	.66675	.49077	.19042	.07441
0256	40.215	25.694	.63890	.44627	.17209	.09239
0260	81.455	54.873	.67366	.49945	.26138	.23940
0292	38.412	25.420	.66178	.48329	.20543	.10741
0293	33.879	22.526	.66489	.48369	.19861	.10953
0296	42.134	27.118	.64361	.46318	.19517	.12074
0535	43.450	28.326	.65192	.46983	.22332	.17178
0537	41.615	27.143	.65224	.44144	.14454	.07933
0670	41.624	26.292	.63164	.43443	.16687	.09857
0814	28.388	22.570	.79506	.66677	.34430	.12682
0908	31.740	21.090	.66445	.47620	.18756	.10899
0912	30.370	20.423	.67249	.50425	.21304	.10116
1148	104.750	38.821	.37061	-.11132	-.02668	.10764
1168	41.975	26.513	.63163	.44835	.18287	.10208
1391	87.727	58.764	.66984	.51134	.31828	.31250
1436	40.664	25.438	.62557	.45280	.19789	.12440
1437	43.559	27.704	.63600	.44649	.18355	.11068
1544	45.296	28.604	.63149	.44569	.19007	.11877
1684	38.459	24.849	.64612	.44763	.16179	.08227
1688	34.272	22.091	.64459	.45257	.17294	.09306
1750	34.435	22.378	.64985	.46315	.18780	.11050
1855	89.900	58.544	.65122	.44638	.17699	.10552
1891	--	--	--	--	--	--
1900	38.705	24.990	.64567	.47045	.19832	.10783
1902	42.616	27.388	.64266	.45973	.20539	.13860
1909	68.364	35.800	.52367	.12240	-.13806	.03851
1954	81.100	58.767	.72462	.60011	.41779	.43751
2145	26.836	18.446	.68736	.54566	.27586	.15790
2242	127.000	65.071	.51237	.28375	.37816	.50274
2309	41.105	26.344	.64089	.47595	.22862	.14974
2334	36.878	24.531	.66520	.47536	.18685	.10322
2500	74.143	38.952	.52537	.12176	-.09169	.17482
2654	39.260	25.248	.64309	.45859	.19343	.11501
2665	29.779	19.822	.66563	.49596	.20007	.08133
2678	56.571	42.190	.74579	.71242	.60609	.70767
2849	35.724	23.713	.66379	.48306	.19755	.10009
2852	26.279	17.095	.65052	.44477	.13431	.04741
2994	41.512	26.416	.63635	.45039	.18029	.10273
2997	32.636	21.293	.65243	.50417	.24154	.14166
3002	27.654	19.119	.69136	.53069	.23994	.12866
3281	33.983	22.158	.65203	.46813	.18779	.10242
3286	40.258	25.991	.64559	.45766	.18267	.10078
3304	33.180	22.241	.67030	.49675	.20844	.10706
3353	88.875	62.804	.70665	.57293	.38755	.41370
3407	45.900	30.917	.67357	.49721	.22301	.12783
3497	36.289	23.612	.65066	.46408	.18824	.10966
3628	32.510	22.018	.67727	.50190	.21276	.11640
3700	38.953	25.276	.64889	.46192	.17519	.08463
3740	36.715	24.184	.65870	.47375	.18858	.10120
3830	36.549	24.499	.67031	.50089	.21338	.10686
3835	65.988	38.980	.59070	.39935	.17224	.10238
4001	--	--	--	--	--	--
4008	32.148	22.670	.70516	.59133	.32862	.16502
4010	40.926	25.873	.63217	.45756	.20074	.12546
4051	35.260	22.521	.63869	.44282	.15544	.07557
4052	38.759	25.591	.66024	.47091	.18837	.10619
4098	38.423	24.782	.64499	.46299	.19141	.11016
4202	33.999	22.315	.65633	.46981	.19015	.10940
4204	37.942	24.287	.64012	.43442	.15259	.09462
4384	40.959	26.233	.64047	.45300	.17837	.09698
4386	43.471	28.123	.64695	.47437	.21043	.12131
4388	48.903	35.479	.72550	.54930	.22431	.06698
4393	38.141	24.436	.64067	.45947	.19441	.11765
4506	42.305	26.298	.62163	.42933	.16503	.09197
4692	38.261	24.595	.64282	.46361	.18451	.09152
4812	40.240	25.556	.63510	.43987	.15815	.07562
4865	37.938	24.579	.64787	.46721	.19140	.10425
4969	39.226	26.944	.68690	.51368	.23865	.15848
4975	38.714	24.924	.64380	.44941	.16563	.08366
4978	35.552	22.744	.63973	.44178	.16085	.08743
5063	44.714	27.143	0.60703	0.56000	0.26316	-0.31930
5068	46.517	29.024	.62394	.40173	.09213	-.00326
5108	37.430	24.048	.64248	.47553	.21845	.13479
5329	89.625	62.161	.69356	.58633	.36627	.33697
5463	35.742	23.339	.65298	.45890	.17769	.10132
5581	112.000	66.107	.59024	.36575	.24311	.41491
5582	36.791	24.049	.65367	.49862	.22733	.12263
5589	37.057	23.912	.64528	.45125	.17487	.10200
5648	34.362	22.365	.65086	.46157	.17912	.09694
5662	43.562	27.163	.62356	.44247	.19249	.12589
5664	38.534	24.422	.63377	.43900	.16863	.09245
6130	41.967	26.462	.63054	.44146	.17229	.09183
6328	31.571	20.496	.64920	.47838	.19486	.08390
6391	87.308	51.346	.58811	.28553	-.00327	-.03962
6485	40.900	26.199	.64056	.45805	.19978	.12998
6612	71.500	50.464	.70579	.55980	.34536	.22788
6616	37.614	24.170	.64259	.45246	.17271	.08917
6620	37.289	23.578	.63231	.41789	.13811	.08375
6627	41.267	27.580	.66834	.48069	.18208	.07693
6638	40.205	25.740	.64021	.44704	.17548	.10445
6643	41.515	26.077	.62815	.43234	.14818	.05796
6656	44.368	28.034	.63184	.43387	.15803	.08406
6661	46.861	28.602	.61035	.41262	.15871	.09868
6729	41.392	26.643	.64368	.45798	.18073	.09556
6740	33.084	21.894	.66176	.47774	.19326	.11209
6760	29.689	19.800	.66692	.49495	.20076	.08497
6859	38.464	24.572	.63882	.44585	.17057	.09595
6926	122.400	92.900	.75899	.64047	.49946	.39182
6935	39.994	25.448	.63630	.44173	.17275	.10320
6940	--	--	--	--	--	--
6944	39.255	25.392	.64686	.45833	.18686	.10976
7080	43.972	28.176	.64077	.45613	.18460	.10288
7196	34.446	22.443	.65153	.46234	.17841	.09380
7201	47.792	32.500	.68004	.53446	.27828	.17060
7309	42.285	26.880	.63568	.43421	.16441	.10413
7358	43.978	27.310	.62099	.44121	.18902	.12121
7372	75.091	47.436	.63172	.47694	.25003	.30855
7412	31.180	21.075	.67589	.49419	.19465	.09367
7556	36.621	23.838	.65093	.45980	.19048	.12825
7588	30.876	21.619	.70020	.53428	.23226	.11165
7660	31.173	20.984	.67315	.48829	.18617	.08481
7675	36.843	23.970	.65061	.46375	.18707	.10372
7705	36.314	23.126	.63685	.43812	.16159	.09339
7714	29.926	19.786	.66116	.49067	.20242	.09712
7732	36.052	23.532	.65271	.47491	.20324	.12098
7739	42.184	26.374	.62521	.41954	.15535	.10123
8029	29.279	19.364	.66136	.47813	.18034	.07827
8092	--	--	--	--	--	--
8101	33.411	22.068	.66049	.46417	.16985	.09075
8290	38.193	24.793	.64915	.46668	.19584	.11357
8420	36.133	23.932	.66234	.48198	.19467	.10278
8470	37.400	24.274	.64903	.49349	.26867	.20714
8497	40.349	25.553	.63331	.43699	.16787	.10148
8501	36.989	24.075	.65087	.46215	.18000	.09686
8504	32.717	21.694	.66308	.48286	.19830	.10822
8708	35.882	23.555	.65645	.46435	.18368	.11061
8769	38.990	25.357	.65033	.47304	.19828	.10522
8879	33.805	22.326	.66045	.50157	.21686	.09334
8884	--	--	--	--	--	--
8992	49.531	30.870	.62325	.44149	.19290	.12407
9014	37.861	24.360	.64339	.42593	.11788	.04466
9023	43.861	27.585	.62892	.44599	.17842	.09436
9247	101.000	52.417	.51898	.18101	-.00500	-.00500
9278	85.625	57.518	.67174	.49891	.26979	.27290
9300	105.100	74.344	.70737	.42864	-.03593	-.23928
9364	77.545	46.582	.60070	.26047	-.05549	.02244
9404	36.124	23.473	.64979	.45742	.17026	.08588
9450	39.791	26.199	.65841	.48049	.20556	.11601
9503	43.595	28.660	.65742	.50339	.24222	.13646
9629	37.474	23.842	.63624	.43757	.15877	.08827
9719	33.061	21.637	.65447	.46495	.17658	.09245
9724	46.812	28.925	.61790	.43154	.18683	.12485
9748	43.899	26.616	.60629	.40570	.16571	.11233
9762	32.973	22.025	.66797	.50127	.21487	.10713

Appendix 3–4.1. Empirical distribution of storm depth defined by 6-hour minimum interevent time for hourly rainfall stations in Oklahoma.

[--, not available]

	Depth (inches)																		
Station no.	1st percentile	2nd percentile	10th percentile	25th percentile	50th percentile (median)	75th percentile	90th percentile	98th percentile	99th percentile	Station no.	1st percentile	2nd percentile	10th percentile	25th percentile	50th percentile (median)	75th percentile	90th percentile	98th percentile	99th percentile
0017	--	--	0.04	0.09	0.42	1.18	2.45	--	--	5063	--	--	0.04	0.06	0.35	0.93	1.34	--	--
0026	0.02	0.03	.05	.10	.30	.75	1.39	2.77	3.33	5068	0.01	0.01	.03	.05	.20	.53	1.06	1.83	2.27
0179	.10	.10	.10	.10	.20	.60	1.20	2.70	3.52	5108	.02	.02	.05	.10	.30	.79	1.57	3.33	4.47
0188	.02	.02	.05	.10	.23	.55	1.10	2.28	2.95	5329	--	--	.10	.28	.68	1.25	1.96	--	--
0215	.02	.02	.05	.10	.25	.63	1.26	2.49	3.36	5463	.03	.05	.10	.10	.20	.50	1.00	2.20	2.58
0242	.02	.02	.05	.10	.25	.63	1.20	2.32	3.05	5581	--	--	.07	.23	.47	1.56	2.42	--	--
0256	.03	.04	.10	.10	.30	.80	1.60	3.10	3.72	5582	.01	.02	.04	.07	.24	.65	1.44	3.64	3.82
0260	--	--	.04	.09	.43	1.02	2.05	--	--	5589	.10	.10	.10	.10	.20	.70	1.30	2.86	3.20
0292	.10	.10	.10	.10	.30	.70	1.50	3.30	3.97	5648	.02	.03	.10	.10	.20	.50	1.10	2.46	3.00
0293	.03	.05	.10	.10	.20	.70	1.40	2.73	3.72	5662	.01	.01	.03	.07	.25	.70	1.31	2.82	3.51
0296	.01	.01	.03	.07	.25	.64	1.31	2.71	3.51	5664	.02	.10	.10	.10	.30	.70	1.40	3.03	3.96
0535	.10	.10	.10	.10	.20	.70	1.50	2.96	3.50	6130	.02	.02	.05	.10	.28	.70	1.38	2.80	3.51
0537	.10	.10	.10	.10	.20	.60	1.40	2.86	3.35	6328	.02	.02	.05	.12	.31	.78	1.41	3.17	4.56
0670	.02	.04	.10	.10	.30	.80	1.60	3.20	4.10	6391	--	--	.03	.09	.22	.65	1.48	--	--
0814	.01	.01	.02	.08	.23	.65	1.25	2.41	3.98	6485	.02	.03	.07	.10	.25	.69	1.32	2.70	3.30
0908	.02	.02	.05	.10	.17	.40	.81	2.00	2.76	6612	--	--	.10	.10	.20	.80	1.40	--	--
0912	.01	.01	.03	.05	.15	.38	.80	1.53	1.95	6616	.03	.04	.10	.10	.23	.70	1.30	2.60	3.37
1148	--	--	.15	.28	.71	1.65	2.60	--	--	6620	.10	.10	.10	.10	.20	.62	1.40	2.80	3.53
1168	.02	.03	.06	.11	.35	.85	1.60	3.27	3.93	6627	.02	.03	.10	.10	.30	.73	1.40	2.79	3.74
1391	--	--	.06	.21	.47	.95	1.86	--	--	6638	.02	.03	.08	.10	.27	.70	1.40	2.90	3.50
1436	.02	.02	.05	.10	.30	.75	1.62	3.21	3.72	6643	.02	.02	.05	.09	.23	.75	1.65	5.06	6.12
1437	.10	.10	.10	.10	.30	.80	1.50	3.10	3.74	6656	.01	.01	.01	.04	.16	.55	1.09	2.08	2.63
1544	.02	.03	.10	.10	.30	.80	1.51	3.10	3.84	6661	.01	.01	.01	.04	.17	.59	1.22	2.50	3.12
1684	.03	.04	.10	.10	.25	.70	1.30	2.74	3.45	6729	.02	.02	.06	.10	.29	.70	1.36	2.60	3.15
1688	.02	.02	.05	.11	.35	.71	1.28	3.55	4.25	6740	.02	.02	.06	.10	.19	.40	.80	1.70	2.45
1750	.02	.04	.10	.10	.30	.70	1.30	2.40	3.20	6760	.02	.03	.05	.10	.30	.74	1.33	2.74	3.47
1855	--	--	.06	.16	.45	.82	1.26	--	--	6859	.02	.03	.09	.10	.30	.70	1.40	2.80	3.50
1891	--	--	--	.09	.15	1.89	--	--	--	6926	--	--	.05	.09	.29	1.37	1.63	--	--
1900	.01	.02	.04	.08	.26	.70	1.33	2.62	3.26	6935	.02	.03	.10	.10	.20	.69	1.30	2.79	3.54
1902	.10	.10	.10	.10	.30	.80	1.50	2.90	3.95	6940	--	--	--	--	.00	--	--	--	--
1909	--	--	.05	.12	.52	.96	1.51	--	--	6944	.03	.03	.10	.10	.20	.66	1.30	2.60	3.30
1954	--	--	.06	.18	.40	.82	1.40	--	--	7080	.02	.02	.05	.10	.30	.80	1.53	2.80	3.69
2145	.02	.02	.05	.11	.41	.83	1.35	2.27	2.93	7196	.02	.03	.08	.10	.28	.70	1.35	2.70	3.35
2242	--	--	.05	.17	.65	1.22	2.47	--	--	7201	.01	.02	.03	.07	.20	.59	1.23	2.36	3.15
2309	.01	.02	.04	.10	.26	.82	1.39	2.71	3.48	7309	.10	.10	.10	.10	.30	.70	1.40	2.60	3.60
2334	.10	.10	.10	.10	.20	.60	1.20	2.50	3.47	7358	.02	.02	.05	.10	.28	.68	1.35	2.79	3.46
2500	--	--	.07	.10	.52	1.75	3.92	--	--	7372	--	--	.10	.15	.48	.91	1.70	--	--
2654	.10	.10	.10	.10	.30	.70	1.40	2.76	3.58	7412	.02	.03	.07	.10	.20	.41	.87	1.85	2.50
2665	.02	.02	.05	.10	.30	.72	1.40	2.72	3.76	7556	.10	.10	.10	.10	.20	.60	1.40	2.90	3.40
2678	--	--	.06	.17	.46	1.40	2.40	--	--	7588	.02	.02	.05	.10	.26	.62	1.33	2.50	3.34
2849	.02	.03	.09	.10	.20	.59	1.20	2.66	3.31	7660	.03	.04	.10	.10	.20	.50	1.00	2.06	2.60
2852	.10	.10	.10	.10	.20	.60	1.10	2.95	3.28	7675	.10	.10	.10	.10	.30	.70	1.40	2.60	3.64
2994	.02	.02	.04	.09	.28	.75	1.50	2.89	4.06	7705	.03	.04	.10	.10	.30	.70	1.40	2.79	3.50
2997	.02	.02	.04	.10	.33	.89	1.71	3.38	5.21	7714	.02	.02	.04	.09	.24	.60	1.26	2.32	2.69
3002	.02	.03	.06	.10	.20	.40	.87	1.60	2.05	7732	.02	.02	.05	.10	.32	.80	1.47	2.82	3.49
3281	.02	.02	.06	.10	.21	.66	1.30	2.70	3.56	7739	.10	.10	.10	.10	.30	.80	1.50	2.95	3.70
3286	.02	.03	.07	.10	.30	.76	1.42	2.72	3.70	8029	.02	.02	.06	.10	.25	.60	1.24	2.52	2.90
3304	.02	.02	.05	.10	.20	.51	1.00	2.10	2.75	8092	--	--	--	.33	.45	.55	--	--	--
3353	--	--	.05	.11	.69	1.32	2.13	--	--	8101	.03	.04	.10	.10	.20	.50	1.05	2.34	2.81
3407	.01	.01	.01	.03	.12	.42	1.00	2.53	3.49	8290	.02	.03	.10	.10	.30	.70	1.40	2.72	3.40
3497	.02	.03	.10	.10	.20	.60	1.20	2.42	3.04	8420	.02	.02	.05	.13	.36	.83	1.49	2.77	3.32
3628	.02	.02	.05	.10	.17	.40	.90	1.70	2.11	8470	--	.05	.07	.14	.52	1.05	1.39	4.86	--
3700	.02	.02	.05	.11	.30	.73	1.42	2.96	3.99	8497	.02	.03	.10	.10	.30	.80	1.53	3.06	3.70
3740	.02	.02	.05	.10	.23	.60	1.20	2.49	3.20	8501	.02	.02	.07	.10	.27	.70	1.32	2.80	3.77
3830	.01	.02	.04	.10	.28	.64	1.19	2.47	4.21	8504	.10	.10	.10	.10	.20	.60	1.00	2.00	2.90
3835	.01	.01	.02	.06	.22	.63	1.10	1.99	2.18	8708	.10	.10	.10	.10	.20	.60	1.20	2.68	3.54
4001	--	--	.06	.28	.81	1.34	2.32	--	--	8769	.02	.02	.05	.10	.30	.76	1.50	2.80	3.39
4008	--	.01	.04	.05	.21	.65	1.42	2.10	--	8879	.01	.02	.03	.05	.18	.55	1.12	2.04	3.07
4010	.02	.02	.04	.10	.28	.75	1.45	2.99	3.62	8884	--	--	.05	.13	.23	.74	1.04	--	--
4051	.02	.03	.06	.10	.27	.70	1.30	2.74	3.77	8992	.01	.01	.01	.04	.18	.63	1.25	2.75	3.39
4052	.10	.10	.10	.10	.30	.70	1.50	3.20	3.92	9014	--	.02	.05	.12	.30	.73	1.70	2.96	--
4098	.02	.03	.06	.10	.29	.70	1.30	2.83	3.71	9023	.01	.02	.05	.10	.30	.80	1.58	3.24	4.28
4202	.03	.05	.10	.10	.20	.60	1.20	2.50	3.18	9247	--	--	.06	.16	.42	.92	1.79	--	--
4204	.01	.01	.03	.07	.22	.47	.90	2.48	3.48	9278	--	--	.05	.20	.40	.99	2.18	--	--
4384	.02	.03	.08	.10	.30	.80	1.60	3.13	3.78	9300	--	--	.05	.11	.45	1.22	2.93	--	--
4386	.02	.02	.05	.10	.30	.80	1.51	2.80	3.56	9364	--	--	.12	.18	.45	1.08	1.46	--	--
4388	.01	.03	.07	.10	.22	.65	1.24	3.00	3.76	9404	.02	.02	.05	.10	.22	.58	1.12	2.26	2.90
4393	.02	.02	.05	.10	.25	.70	1.30	2.77	3.50	9450	.10	.10	.10	.10	.30	.80	1.50	3.00	3.60
4506	.02	.02	.06	.10	.27	.70	1.40	2.77	3.43	9503	.01	.02	.05	.09	.21	.65	1.25	2.41	3.06
4692	.01	.02	.04	.08	.25	.70	1.20	2.62	3.35	9629	.02	.02	.05	.10	.22	.66	1.28	2.70	3.31
4812	.02	.02	.05	.10	.25	.70	1.31	2.77	3.18	9719	.02	.02	.06	.14	.37	.89	1.69	3.23	3.99
4865	.02	.02	.05	.10	.30	.77	1.50	2.90	3.72	9724	.10	.10	.10	.10	.30	.70	1.40	3.02	3.84
4969	.02	.02	.04	.09	.23	.60	1.25	2.18	2.40	9748	.10	.10	.10	.10	.20	.70	1.40	3.00	3.68
4975	.02	.03	.10	.10	.30	.80	1.50	3.27	3.86	9762	.02	.02	.04	.09	.22	.54	1.01	2.20	2.58
4978	.02	.03	.10	.10	.28	.70	1.30	2.70	3.60										

Appendix 3–4.2. Empirical distribution of storm depth defined by 8-hour minimum interevent time for hourly rainfall stations in Oklahoma.

[--, not available]

	Depth (inches)																		
Station no.	1st percentile	2nd percentile	10th percentile	25th percentile	50th percentile (median)	75th percentile	90th percentile	98th percentile	99th percentile	Station no.	1st percentile	2nd percentile	10th percentile	25th percentile	50th percentile (median)	75th percentile	90th percentile	98th percentile	99th percentile
0017	--	--	0.06	0.10	.48	1.24	3.38	--	--	5063	--	--	0.04	0.06	0.35	0.93	1.34	--	--
0026	0.02	0.03	.06	.12	.33	.80	1.41	2.85	4.01	5068	0.01	0.01	.03	.05	.22	.65	1.06	1.87	2.29
0179	.10	.10	.10	.10	.20	.60	1.30	2.90	3.60	5108	.02	.03	.06	.10	.32	.83	1.63	3.53	4.49
0188	.02	.03	.05	.10	.25	.59	1.14	2.31	3.10	5329	--	--	.10	.31	.73	1.32	1.98	--	--
0215	.02	.02	.05	.10	.28	.66	1.31	2.58	3.46	5463	.03	.05	.10	.10	.20	.50	1.10	2.25	2.90
0242	.02	.02	.05	.10	.26	.65	1.23	2.37	3.08	5581	--	--	.10	.25	.50	1.62	2.43	--	--
0256	.03	.04	.10	.10	.30	.81	1.70	3.22	4.10	5582	.02	.02	.04	.08	.26	.67	1.45	3.66	3.89
0260	--	--	.05	.12	.46	1.14	2.09	--	--	5589	.10	.10	.10	.10	.20	.70	1.40	2.90	3.48
0292	.10	.10	.10	.10	.30	.80	1.70	3.30	4.08	5648	.03	.04	.10	.10	.20	.60	1.20	2.54	3.09
0293	.04	.05	.10	.10	.30	.70	1.50	2.92	4.14	5662	.01	.02	.03	.08	.29	.75	1.39	2.87	3.77
0296	.01	.01	.04	.07	.25	.66	1.40	2.87	3.60	5664	.05	.10	.10	.10	.30	.80	1.50	3.20	4.05
0535	.10	.10	.10	.10	.30	.70	1.60	3.00	3.80	6130	.02	.02	.05	.10	.30	.75	1.41	2.90	3.78
0537	.10	.10	.10	.10	.30	.70	1.40	2.90	3.47	6328	.02	.03	.05	.13	.34	.80	1.45	3.38	4.60
0670	.03	.04	.10	.10	.30	.90	1.70	3.43	4.38	6391	--	--	.03	.08	.22	.65	1.58	--	--
0814	.01	.01	.03	.08	.24	.66	1.25	2.43	4.02	6485	.02	.03	.08	.10	.30	.70	1.40	2.90	3.50
0908	.02	.02	.06	.10	.20	.41	.88	2.00	2.80	6612	--	--	.10	.10	.20	.90	1.46	--	--
0912	.01	.01	.03	.05	.16	.40	.82	1.59	1.98	6616	.03	.04	.10	.10	.30	.70	1.40	2.70	3.41
1148	--	--	.15	.28	.71	1.65	2.60	--	--	6620	.10	.10	.10	.10	.30	.70	1.50	3.00	3.89
1168	.02	.03	.06	.13	.38	.90	1.71	3.36	4.16	6627	.03	.04	.10	.10	.30	.80	1.50	2.90	3.78
1391	--	--	.08	.22	.63	1.05	1.90	--	--	6638	.02	.03	.08	.10	.30	.77	1.50	2.98	3.70
1436	.02	.02	.05	.11	.31	.79	1.66	3.31	4.06	6643	.02	.02	.05	.10	.24	.75	1.66	5.27	6.15
1437	.10	.10	.10	.10	.30	.80	1.70	3.18	3.84	6656	.01	.01	.01	.04	.19	.60	1.20	2.12	2.71
1544	.02	.04	.10	.10	.30	.81	1.60	3.30	4.00	6661	.01	.01	.02	.05	.19	.64	1.27	2.63	3.37
1684	.03	.04	.10	.10	.30	.73	1.40	2.84	3.67	6729	.02	.03	.06	.10	.30	.75	1.40	2.65	3.36
1688	.02	.03	.05	.15	.40	.75	1.31	3.59	4.25	6740	.02	.03	.06	.10	.20	.40	.85	1.73	2.47
1750	.03	.04	.10	.10	.30	.70	1.38	2.50	3.30	6760	.02	.03	.07	.12	.33	.79	1.45	2.86	3.56
1855	--	--	.08	.19	.54	.86	1.40	--	--	6859	.02	.03	.09	.10	.30	.80	1.46	2.97	3.69
1891	--	--	--	.09	.15	1.89	--	--	--	6926	--	--	.05	.09	.20	1.44	2.06	--	--
1900	.01	.02	.04	.09	.28	.75	1.38	2.69	3.37	6935	.03	.03	.10	.10	.29	.70	1.40	2.90	3.68
1902	.10	.10	.10	.10	.30	.80	1.60	3.00	4.40	6940	--	--	--	--	.00	--	--	--	--
1909	--	--	.05	.21	.56	1.06	1.52	--	--	6944	.03	.03	.10	.10	.30	.70	1.40	2.80	3.50
1954	--	--	.07	.25	.47	1.06	1.48	--	--	7080	.02	.02	.05	.10	.32	.83	1.58	2.96	4.06
2145	.03	.03	.05	.14	.45	.85	1.41	2.34	2.98	7196	.02	.03	.08	.10	.30	.74	1.40	2.82	3.49
2242	--	--	.05	.22	.85	1.39	2.60	--	--	7201	.01	.02	.03	.08	.21	.60	1.26	2.68	3.18
2309	.01	.02	.04	.10	.29	.84	1.50	3.05	3.81	7309	.10	.10	.10	.10	.30	.80	1.50	2.70	3.70
2334	.10	.10	.10	.10	.30	.70	1.31	2.60	3.59	7358	.02	.02	.05	.10	.29	.70	1.41	2.90	3.59
2500	--	--	.07	.11	.53	1.79	3.97	--	--	7372	--	--	.11	.29	.56	.94	1.78	--	--
2654	.10	.10	.10	.10	.30	.70	1.50	2.80	3.60	7412	.02	.03	.07	.10	.20	.48	.90	1.95	2.51
2665	.02	.02	.05	.11	.31	.75	1.45	3.04	3.99	7556	.10	.10	.10	.10	.20	.70	1.60	3.10	3.94
2678	--	--	.08	.21	.46	1.45	2.42	--	--	7588	.02	.03	.05	.10	.27	.65	1.40	2.58	3.70
2849	.02	.03	.09	.10	.21	.60	1.20	2.80	3.90	7660	.03	.04	.10	.10	.20	.50	1.00	2.10	2.88
2852	.10	.10	.10	.10	.20	.60	1.30	3.04	3.36	7675	.10	.10	.10	.10	.30	.80	1.50	2.70	3.70
2994	.02	.02	.04	.09	.30	.79	1.58	3.16	4.06	7705	.03	.05	.10	.10	.30	.80	1.49	2.90	3.70
2997	.02	.03	.05	.10	.35	.90	1.71	3.47	5.34	7714	.02	.02	.05	.10	.25	.60	1.30	2.35	2.73
3002	.02	.03	.06	.10	.20	.45	.90	1.63	2.14	7732	.02	.03	.05	.11	.35	.83	1.51	2.89	3.59
3281	.02	.03	.07	.10	.26	.70	1.40	2.89	3.86	7739	.10	.10	.10	.10	.30	.80	1.50	3.10	3.74
3286	.02	.03	.08	.10	.31	.80	1.50	2.97	3.97	8029	.02	.03	.06	.10	.26	.67	1.28	2.61	2.93
3304	.02	.02	.05	.10	.20	.56	1.07	2.20	2.94	8092	--	--	--	.33	.45	.55	--	--	--
3353	--	--	.04	.20	.94	1.77	2.40	--	--	8101	.03	.04	.10	.10	.20	.57	1.10	2.40	2.82
3407	.01	.01	.01	.03	.16	.48	1.10	2.63	3.52	8290	.03	.04	.10	.10	.30	.78	1.50	2.80	3.78
3497	.02	.03	.10	.10	.27	.60	1.30	2.60	3.30	8420	.02	.02	.06	.14	.38	.85	1.54	2.81	3.36
3628	.02	.02	.05	.10	.19	.43	.91	1.80	2.21	8470	--	.05	.10	.17	.55	1.20	1.46	5.28	--
3700	.02	.03	.06	.12	.33	.78	1.51	3.29	4.18	8497	.03	.04	.10	.10	.35	.88	1.61	3.20	4.01
3740	.02	.02	.06	.10	.26	.65	1.30	2.61	3.43	8501	.02	.03	.07	.10	.30	.70	1.40	2.90	3.83
3830	.02	.02	.05	.10	.29	.67	1.24	2.81	4.62	8504	.10	.10	.10	.10	.20	.62	1.07	2.28	2.98
3835	.01	.01	.02	.06	.24	.65	1.12	1.99	2.19	8708	.10	.10	.10	.10	.20	.60	1.20	2.70	3.68
4001	--	--	--	.23	.83	1.74	--	--	--	8769	.02	.02	.05	.10	.30	.80	1.60	2.88	3.43
4008	--	--	.05	.10	.29	.80	1.49	--	--	8879	.01	.01	.03	.06	.20	.56	1.16	2.06	3.24
4010	.02	.02	.05	.10	.30	.78	1.54	3.15	3.81	8884	--	--	.05	.13	.23	.74	1.04	--	--
4051	.02	.03	.06	.10	.30	.70	1.40	2.82	3.90	8992	.01	.01	.02	.05	.21	.69	1.35	2.79	3.51
4052	.10	.10	.10	.10	.30	.80	1.60	3.30	4.00	9014	--	.02	.05	.12	.30	.71	1.71	3.40	--
4098	.02	.03	.06	.10	.30	.75	1.38	2.98	3.80	9023	.02	.02	.05	.10	.33	.86	1.65	3.32	4.40
4202	.03	.05	.10	.10	.25	.60	1.25	2.68	3.20	9247	--	--	.07	.17	.53	.99	1.80	--	--
4204	.01	.02	.03	.10	.24	.50	1.00	2.75	3.65	9278	--	--	.05	.24	.43	1.25	2.37	--	--
4384	.02	.03	.09	.10	.34	.85	1.70	3.24	4.11	9300	--	--	.05	.13	.52	1.30	3.01	--	--
4386	.02	.02	.05	.10	.31	.85	1.60	3.15	3.65	9364	--	--	.14	.19	.45	1.15	1.61	--	--
4388	.02	.04	.08	.12	.24	.68	1.29	3.00	4.15	9404	.02	.02	.06	.10	.25	.60	1.20	2.40	2.96
4393	.02	.02	.05	.10	.28	.70	1.32	2.85	3.62	9450	.10	.10	.10	.10	.30	.80	1.60	3.10	3.73
4506	.02	.02	.06	.10	.30	.76	1.43	2.83	3.53	9503	.01	.02	.05	.10	.25	.67	1.26	2.52	3.17
4692	.01	.02	.04	.08	.27	.71	1.25	2.65	3.49	9629	.02	.02	.05	.10	.26	.70	1.35	2.80	3.50
4812	.02	.03	.06	.10	.28	.74	1.38	2.86	3.39	9719	.02	.03	.06	.15	.40	.92	1.81	3.27	4.00
4865	.02	.02	.05	.10	.30	.80	1.60	3.06	4.00	9724	.10	.10	.10	.10	.30	.80	1.50	3.20	4.47
4969	.02	.02	.05	.10	.24	.66	1.29	2.22	2.42	9748	.10	.10	.10	.10	.30	.80	1.50	3.08	4.15
4975	.02	.04	.10	.10	.39	.84	1.60	3.39	4.12	9762	.02	.02	.04	.10	.24	.56	1.06	2.26	2.64
4978	.02	.03	.10	.10	.30	.70	1.42	2.95	3.80										

Appendix 3–4.3. Empirical distribution of storm depth defined by 12-hour minimum interevent time for hourly rainfall stations in Oklahoma.

[--, not available]

	Depth (inches)										Depth (inches)								
Station no.	1st percentile	2nd percentile	10th percentile	25th percentile	50th percentile (median)	75th percentile	90th percentile	98th percentile	99th percentile	Station no.	1st percentile	2nd percentile	10th percentile	25th percentile	50th percentile (median)	75th percentile	90th percentile	98th percentile	99th percentile
0017	--	--	0.08	0.24	0.54	1.57	4.99	--	--	5063	--	--	0.05	0.09	0.35	1.19	1.47	--	--
0026	0.02	0.03	.06	.14	.38	.86	1.50	3.00	4.21	5068	0.01	0.01	.04	.08	.25	.70	1.24	1.94	2.34
0179	.10	.10	.10	.10	.30	.70	1.40	3.10	3.80	5108	.02	.03	.07	.11	.36	.90	1.80	3.84	4.63
0188	.02	.03	.05	.10	.29	.60	1.25	2.53	3.66	5329	--	--	.15	.33	.81	1.53	2.02	--	--
0215	.02	.02	.06	.10	.30	.70	1.39	2.91	3.52	5463	.04	.05	.10	.10	.20	.60	1.30	2.40	3.00
0242	.02	.03	.05	.10	.28	.68	1.30	2.73	3.52	5581	--	--	.09	.30	.78	1.77	2.55	--	--
0256	.03	.05	.10	.10	.40	.90	1.80	3.50	4.71	5582	.02	.02	.04	.09	.30	.70	1.50	3.69	4.23
0260	--	--	.05	.12	.50	1.42	2.28	--	--	5589	.10	.10	.10	.10	.30	.80	1.50	3.00	3.92
0292	.10	.10	.10	.10	.40	.90	1.80	3.50	4.25	5648	.03	.04	.10	.10	.25	.60	1.30	2.70	3.38
0293	.04	.05	.10	.10	.30	.80	1.60	3.20	4.33	5662	.01	.02	.04	.10	.33	.80	1.48	3.07	3.79
0296	.01	.01	.04	.07	.26	.76	1.54	3.03	3.65	5664	.08	.10	.10	.10	.30	.90	1.65	3.40	4.27
0535	.10	.10	.10	.10	.30	.80	1.70	3.22	3.80	6130	.02	.02	.06	.10	.33	.81	1.54	3.10	3.90
0537	.10	.10	.10	.10	.30	.80	1.60	2.90	3.62	6328	.03	.03	.06	.14	.39	.85	1.61	3.44	5.00
0670	.03	.05	.10	.10	.40	1.00	1.90	3.80	4.75	6391	--	--	.03	.08	.27	.65	1.54	--	--
0814	.01	.01	.03	.08	.25	.69	1.27	2.54	4.10	6485	.02	.03	.09	.10	.30	.80	1.50	3.00	3.69
0908	.02	.02	.06	.10	.20	.45	.98	2.18	2.88	6612	--	--	.10	.10	.30	.95	1.48	--	--
0912	.01	.01	.03	.06	.16	.42	.85	1.63	2.01	6616	.03	.04	.10	.10	.30	.80	1.50	2.90	3.60
1148	--	--	.18	.32	1.34	2.21	2.70	--	--	6620	.10	.10	.10	.10	.30	.80	1.60	3.31	4.01
1168	.02	.03	.07	.15	.41	.98	1.88	3.62	4.40	6627	.02	.04	.10	.10	.36	.90	1.60	3.02	3.94
1391	--	--	.10	.21	.53	1.38	3.45	--	--	6638	.02	.03	.09	.10	.31	.85	1.60	3.20	4.05
1436	.02	.03	.05	.12	.34	.85	1.80	3.41	4.42	6643	.02	.03	.05	.10	.30	.93	1.88	5.85	6.32
1437	.10	.10	.10	.10	.40	.90	1.80	3.56	4.60	6656	.01	.01	.01	.05	.21	.66	1.23	2.50	3.52
1544	.03	.04	.10	.10	.40	.90	1.80	3.60	4.20	6661	.01	.01	.02	.05	.23	.70	1.36	2.92	3.53
1684	.03	.04	.10	.10	.30	.80	1.50	3.20	4.16	6729	.02	.03	.07	.10	.33	.81	1.50	2.71	3.52
1688	.02	.03	.06	.17	.46	.92	1.48	3.64	4.25	6740	.02	.03	.07	.10	.20	.44	.90	1.89	2.52
1750	.03	.04	.10	.10	.30	.80	1.50	2.70	3.40	6760	.02	.03	.07	.13	.35	.82	1.57	3.01	3.79
1855	--	--	.11	.26	.72	1.05	2.77	--	--	6859	.03	.03	.10	.10	.33	.82	1.53	3.10	3.90
1891	--	--	--	.13	.17	2.77	--	--	--	6926	--	--	.05	.09	.21	1.71	2.53	--	--
1900	.01	.02	.05	.10	.30	.80	1.51	2.93	3.64	6935	.03	.04	.10	.10	.30	.80	1.57	3.30	3.90
1902	.10	.10	.10	.10	.40	.90	1.70	3.27	4.63	6940	--	--	--	--	.00	--	--	--	--
1909	--	--	.04	.14	.63	1.33	1.60	--	--	6944	.03	.04	.10	.10	.30	.80	1.52	3.00	3.69
1954	--	--	.05	.27	.50	1.33	2.63	--	--	7080	.02	.03	.06	.10	.36	.90	1.70	3.19	4.25
2145	.02	.03	.05	.20	.49	.87	1.45	2.41	3.04	7196	.02	.03	.10	.10	.30	.80	1.50	3.02	3.70
2242	--	--	.07	.30	.88	1.56	2.70	--	--	7201	.01	.02	.03	.08	.23	.62	1.32	2.73	3.21
2309	.02	.02	.04	.10	.30	.90	1.52	3.38	3.87	7309	.10	.10	.10	.10	.40	.90	1.70	3.10	4.10
2334	.10	.10	.10	.10	.30	.70	1.40	3.09	3.89	7358	.02	.02	.05	.11	.31	.77	1.51	3.28	3.91
2500	--	--	.10	.19	.60	1.89	4.07	--	--	7372	--	--	.12	.26	.60	1.37	2.60	--	--
2654	.10	.10	.10	.10	.30	.80	1.60	2.90	3.90	7412	.03	.03	.08	.10	.20	.50	1.00	2.06	2.60
2665	.02	.02	.05	.12	.33	.82	1.50	3.25	4.04	7556	.10	.10	.10	.10	.30	.70	1.77	3.25	4.25
2678	--	--	.07	.23	.53	2.09	2.47	--	--	7588	.02	.02	.05	.10	.28	.70	1.45	2.77	4.11
2849	.02	.03	.10	.10	.29	.68	1.30	3.01	4.10	7660	.04	.05	.10	.10	.22	.53	1.10	2.20	3.05
2852	.10	.10	.10	.10	.30	.70	1.40	3.08	3.42	7675	.10	.10	.10	.10	.30	.90	1.60	2.90	4.14
2994	.02	.02	.04	.10	.31	.82	1.73	3.78	4.29	7705	.04	.05	.10	.10	.33	.85	1.57	3.14	4.05
2997	.02	.03	.05	.12	.40	.98	1.99	3.89	5.57	7714	.02	.03	.05	.10	.28	.68	1.34	2.50	3.37
3002	.02	.03	.07	.10	.20	.50	.92	1.83	2.29	7732	.02	.03	.05	.12	.38	.89	1.62	3.07	4.53
3281	.02	.03	.07	.10	.30	.73	1.50	3.15	4.07	7739	.10	.10	.10	.10	.40	.90	1.60	3.40	4.08
3286	.02	.03	.08	.10	.36	.90	1.59	3.21	4.15	8029	.02	.03	.06	.10	.29	.70	1.31	2.62	3.37
3304	.02	.02	.05	.10	.23	.60	1.15	2.31	3.01	8092	--	--	--	.33	.45	.55	--	--	--
3353	--	--	.06	.26	.94	2.04	3.05	--	--	8101	.03	.04	.10	.10	.21	.60	1.20	2.50	2.90
3407	.01	.01	.01	.04	.17	.53	1.18	2.78	4.18	8290	.03	.04	.10	.11	.35	.85	1.60	3.14	4.02
3497	.02	.03	.10	.10	.30	.70	1.40	2.86	3.58	8420	.02	.02	.06	.15	.40	.88	1.60	3.06	4.21
3628	.02	.02	.05	.10	.20	.50	1.00	1.98	2.46	8470	--	.05	.10	.20	.59	1.24	1.49	5.42	--
3700	.02	.03	.06	.12	.36	.82	1.60	3.38	4.78	8497	.03	.04	.10	.10	.40	.92	1.80	3.51	4.42
3740	.02	.02	.06	.10	.30	.70	1.40	2.69	3.52	8501	.02	.03	.08	.10	.30	.80	1.50	3.02	4.04
3830	.02	.02	.05	.11	.30	.70	1.36	2.98	4.67	8504	.10	.10	.10	.10	.30	.70	1.40	2.41	3.03
3835	.01	.01	.02	.08	.25	.69	1.36	2.22	2.71	8708	.10	.10	.10	.10	.30	.70	1.30	3.03	3.90
4001	--	--	--	.35	1.04	1.82	--	--	--	8769	.02	.02	.05	.11	.33	.85	1.70	3.14	3.65
4008	--	--	.05	.14	.33	.95	1.60	--	--	8879	.01	.02	.03	.07	.20	.60	1.25	2.53	3.44
4010	.02	.03	.05	.12	.32	.84	1.66	3.37	3.93	8884	--	--	--	.14	.23	.61	--	--	--
4051	.03	.03	.07	.10	.30	.80	1.50	3.00	3.92	8992	.01	.01	.02	.06	.24	.75	1.47	2.93	3.88
4052	.10	.10	.10	.10	.30	.90	1.70	3.60	4.30	9014	--	.02	.05	.14	.30	.81	1.73	3.44	--
4098	.03	.03	.07	.11	.32	.80	1.48	3.26	3.98	9023	.02	.02	.06	.12	.38	.95	1.80	3.69	4.67
4202	.03	.05	.10	.10	.30	.70	1.40	2.90	3.76	9247	--	--	.08	.19	.65	1.21	1.89	--	--
4204	.01	.02	.04	.10	.25	.55	1.10	2.88	3.76	9278	--	--	.05	.24	.64	1.41	2.50	--	--
4384	.03	.04	.10	.11	.40	.98	1.80	3.45	4.25	9300	--	--	.06	.25	.79	1.89	3.10	--	--
4386	.02	.03	.06	.10	.36	.92	1.70	3.28	3.84	9364	--	--	.15	.21	.65	1.15	1.66	--	--
4388	.02	.05	.08	.12	.28	.75	1.40	3.05	4.42	9404	.02	.03	.06	.10	.28	.65	1.30	2.60	3.15
4393	.02	.02	.05	.10	.30	.80	1.46	3.05	4.20	9450	.10	.10	.10	.10	.40	.90	1.76	3.20	3.90
4506	.02	.03	.07	.10	.32	.86	1.55	3.19	3.92	9503	.02	.02	.05	.10	.27	.79	1.42	2.63	3.92
4692	.02	.02	.05	.10	.31	.76	1.33	2.72	3.58	9629	.02	.02	.06	.10	.30	.77	1.50	3.00	3.83
4812	.02	.03	.06	.10	.30	.80	1.49	3.00	3.58	9719	.02	.03	.07	.16	.43	1.00	1.90	3.51	4.15
4865	.02	.02	.06	.10	.35	.90	1.70	3.41	4.39	9724	.10	.10	.10	.10	.30	.90	1.70	3.52	4.56
4969	.02	.02	.05	.10	.25	.68	1.35	2.26	2.43	9748	.10	.10	.10	.10	.30	.90	1.60	3.20	4.48
4975	.02	.04	.10	.15	.40	.90	1.80	3.56	4.32	9762	.02	.02	.05	.10	.26	.60	1.11	2.32	2.68
4978	.02	.03	.10	.10	.30	.80	1.56	3.17	4.20										

Appendix 3–4.4. Empirical distribution of storm depth defined by 18-hour minimum interevent time for hourly rainfall stations in Oklahoma.

[--, not available]

	Depth (inches)																		
Station no.	1st percentile	2nd percentile	10th percentile	25th percentile	50th percentile (median)	75th percentile	90th percentile	98th percentile	99th percentile	Station no.	1st percentile	2nd percentile	10th percentile	25th percentile	50th percentile (median)	75th percentile	90th percentile	98th percentile	99th percentile
0017	--	--	0.08	0.25	0.63	1.83	5.75	--	--	5063	--	--	0.05	0.18	0.42	1.29	1.48	--	--
0026	0.02	0.03	.07	.15	.40	.90	1.65	3.73	4.65	5068	0.01	0.01	.05	.08	.30	.80	1.33	2.02	2.38
0179	.10	.10	.10	.10	.30	.80	1.60	3.35	4.09	5108	.02	.03	.08	.13	.40	1.03	1.96	4.10	4.86
0188	.02	.03	.06	.10	.30	.70	1.35	2.92	3.80	5329	--	--	.12	.42	1.10	1.85	2.07	--	--
0215	.02	.03	.06	.12	.33	.79	1.50	3.24	3.81	5463	.04	.05	.10	.10	.20	.64	1.40	2.56	3.26
0242	.02	.03	.05	.11	.30	.75	1.40	3.00	3.82	5581	--	--	.12	.41	1.02	2.18	3.11	--	--
0256	.04	.05	.10	.13	.40	1.00	2.00	3.90	5.07	5582	.02	.02	.04	.10	.31	.78	1.58	3.93	4.53
0260	--	--	.04	.09	.48	1.56	2.92	--	--	5589	.10	.10	.10	.10	.40	.90	1.70	3.20	4.36
0292	.10	.10	.10	.20	.40	1.00	2.00	3.66	4.43	5648	.03	.04	.10	.10	.30	.70	1.40	2.90	3.80
0293	.04	.06	.10	.10	.35	.90	1.70	3.74	4.46	5662	.01	.02	.04	.11	.36	.86	1.69	3.41	3.97
0296	.01	.01	.04	.08	.30	.83	1.67	3.45	4.34	5664	.06	.10	.10	.10	.40	1.00	1.90	3.70	4.37
0535	.10	.10	.10	.10	.30	.90	1.90	3.45	4.31	6130	.02	.02	.07	.11	.40	.91	1.70	3.40	4.08
0537	.10	.10	.10	.10	.30	.90	1.80	2.95	3.81	6328	.03	.03	.06	.15	.45	.92	1.84	3.92	5.07
0670	.03	.05	.10	.15	.40	1.10	2.00	4.00	5.00	6391	--	--	.04	.10	.33	.65	1.56	--	--
0814	.01	.01	.03	.10	.29	.70	1.32	2.61	4.20	6485	.03	.03	.09	.10	.35	.90	1.64	3.20	3.90
0908	.02	.02	.06	.10	.20	.50	1.09	2.37	3.28	6612	--	--	.10	.10	.25	.95	2.48	--	--
0912	.01	.02	.03	.06	.18	.45	.92	1.82	2.15	6616	.03	.05	.10	.10	.33	.90	1.60	3.20	3.98
1148	--	--	.15	.31	1.39	2.51	3.11	--	--	6620	.10	.10	.10	.10	.30	.90	1.70	3.50	4.20
1168	.02	.03	.07	.17	.47	1.08	2.05	3.94	5.14	6627	.03	.04	.10	.13	.40	1.00	1.70	3.20	4.30
1391	--	--	.11	.21	.64	1.51	3.71	--	--	6638	.03	.03	.10	.10	.38	.90	1.74	3.50	4.39
1436	.02	.03	.05	.13	.37	.91	1.97	3.79	4.61	6643	.02	.03	.05	.10	.35	1.08	2.15	6.09	6.40
1437	.10	.10	.10	.20	.50	1.05	1.98	3.70	5.12	6656	.01	.01	.02	.06	.25	.72	1.31	2.73	3.67
1544	.03	.04	.10	.16	.47	1.10	2.00	3.80	4.90	6661	.01	.01	.02	.06	.27	.77	1.49	3.15	3.68
1684	.03	.04	.10	.10	.40	.90	1.70	3.46	4.24	6729	.02	.03	.07	.11	.38	.88	1.65	3.10	3.95
1688	.02	.03	.06	.19	.49	.96	1.49	3.78	4.25	6740	.02	.03	.07	.10	.20	.50	.95	2.02	2.81
1750	.03	.04	.10	.10	.35	.90	1.60	2.99	3.81	6760	.03	.04	.08	.15	.38	.89	1.67	3.16	3.93
1855	--	--	.12	.38	.84	1.68	3.09	--	--	6859	.03	.04	.10	.11	.40	.90	1.70	3.32	4.01
1891	--	--	--	.13	.17	2.77	--	--	--	6926	--	--	.04	.14	.52	1.72	3.62	--	--
1900	.02	.02	.05	.10	.33	.87	1.62	3.04	3.90	6935	.03	.04	.10	.10	.35	.90	1.70	3.41	4.09
1902	.10	.10	.10	.20	.40	1.00	1.90	3.51	4.91	6940	--	--	--	--	.00	--	--	--	--
1909	--	--	.05	.17	.71	1.38	1.62	--	--	6944	.03	.04	.10	.10	.33	.90	1.70	3.20	4.19
1954	--	--	.06	.26	.80	1.66	3.04	--	--	7080	.02	.03	.06	.12	.40	1.00	1.90	3.62	4.40
2145	.02	.03	.05	.20	.52	.96	1.61	2.79	3.36	7196	.03	.03	.10	.10	.37	.90	1.60	3.20	3.99
2242	--	--	.06	.28	.89	1.62	2.75	--	--	7201	.01	.02	.04	.08	.28	.67	1.41	2.84	4.32
2309	.02	.02	.04	.10	.32	1.01	1.80	3.58	3.96	7309	.10	.10	.10	.10	.40	1.00	1.80	3.46	4.38
2334	.10	.10	.10	.10	.30	.80	1.50	3.20	4.06	7358	.02	.02	.06	.12	.37	.86	1.68	3.42	3.99
2500	--	--	.10	.27	.60	2.08	4.75	--	--	7372	--	--	.12	.25	.55	1.50	3.54	--	--
2654	.10	.10	.10	.10	.40	1.00	1.70	3.60	4.20	7412	.03	.03	.08	.10	.21	.55	1.10	2.27	2.70
2665	.02	.03	.05	.13	.38	.87	1.60	3.45	4.12	7556	.10	.10	.10	.10	.30	.80	1.92	3.34	4.34
2678	--	--	.07	.24	.60	2.17	3.65	--	--	7588	.02	.02	.05	.12	.30	.75	1.57	2.87	4.59
2849	.02	.03	.10	.10	.30	.74	1.40	3.30	4.49	7660	.04	.05	.10	.10	.30	.60	1.19	2.38	3.20
2852	.10	.10	.10	.10	.30	.80	1.63	3.15	3.53	7675	.10	.10	.10	.10	.40	.90	1.80	3.58	4.30
2994	.02	.02	.05	.12	.38	.89	1.84	4.13	5.18	7705	.04	.05	.10	.11	.40	.91	1.70	3.47	4.22
2997	.02	.03	.05	.12	.45	1.05	2.13	4.01	5.70	7714	.02	.03	.05	.11	.29	.72	1.49	2.70	3.59
3002	.02	.03	.07	.10	.20	.51	1.00	2.00	2.35	7732	.02	.03	.05	.15	.40	.97	1.73	3.25	4.73
3281	.02	.03	.08	.10	.30	.80	1.60	3.30	4.40	7739	.10	.10	.10	.20	.40	1.00	1.80	3.70	4.80
3286	.03	.03	.09	.13	.40	.97	1.80	3.51	4.35	8029	.02	.03	.07	.10	.30	.75	1.40	2.72	3.64
3304	.02	.03	.05	.10	.27	.67	1.28	2.58	3.18	8092	--	--	--	.33	.45	.55	--	--	--
3353	--	--	.10	.31	.96	2.13	3.26	--	--	8101	.03	.04	.10	.10	.26	.68	1.33	2.70	3.10
3407	.01	.01	.01	.05	.23	.63	1.28	2.88	4.47	8290	.03	.04	.10	.14	.40	.93	1.79	3.49	4.78
3497	.02	.03	.10	.10	.30	.75	1.50	3.12	4.10	8420	.02	.03	.06	.15	.46	.96	1.72	3.24	4.27
3628	.02	.02	.05	.10	.20	.50	1.05	2.10	2.80	8470	--	--	.10	.28	.65	1.30	1.67	--	--
3700	.02	.03	.06	.14	.40	.88	1.70	3.89	4.85	8497	.03	.04	.10	.14	.44	1.00	1.95	3.80	4.74
3740	.02	.02	.06	.10	.30	.74	1.50	2.96	3.64	8501	.02	.03	.09	.10	.35	.85	1.60	3.40	4.31
3830	.02	.02	.05	.12	.34	.75	1.40	3.30	5.00	8504	.10	.10	.10	.10	.30	.80	1.50	2.51	3.06
3835	.01	.01	.02	.08	.26	.83	1.57	2.46	2.79	8708	.10	.10	.10	.10	.30	.80	1.40	3.47	4.28
4001	--	--	--	.34	1.42	2.56	--	--	--	8769	.02	.02	.06	.13	.38	.93	1.77	3.39	3.94
4008	--	--	.05	.13	.35	1.11	1.77	--	--	8879	.02	.02	.04	.08	.27	.62	1.33	2.62	3.45
4010	.02	.03	.05	.13	.35	.91	1.76	3.50	4.36	8884	--	--	--	.14	.28	.68	--	--	--
4051	.03	.03	.07	.10	.34	.90	1.67	3.40	4.22	8992	.01	.01	.02	.07	.28	.84	1.60	3.18	4.18
4052	.10	.10	.10	.10	.40	1.00	1.90	3.95	4.72	9014	--	.02	.05	.14	.30	.88	1.74	3.46	--
4098	.03	.03	.07	.13	.38	.88	1.61	3.46	4.16	9023	.02	.03	.06	.14	.44	1.07	2.00	4.00	4.87
4202	.03	.05	.10	.10	.30	.80	1.60	3.20	4.00	9247	--	--	.11	.25	.74	1.22	1.99	--	--
4204	.01	.02	.04	.10	.27	.64	1.20	3.04	3.93	9278	--	--	.05	.29	.93	1.54	2.75	--	--
4384	.03	.04	.10	.15	.42	1.10	2.00	3.80	4.95	9300	--	--	.08	.25	.79	1.89	2.99	--	--
4386	.02	.03	.07	.13	.40	1.00	1.90	3.50	4.26	9364	--	--	.14	.21	.81	1.35	1.92	--	--
4388	.02	.05	.08	.12	.32	.98	1.50	3.06	4.51	9404	.02	.03	.06	.10	.30	.71	1.41	2.86	3.40
4393	.02	.02	.06	.10	.35	.85	1.60	3.25	4.30	9450	.10	.10	.10	.20	.40	1.00	2.00	3.54	4.30
4506	.02	.03	.07	.12	.39	.93	1.70	3.38	4.41	9503	.02	.03	.05	.12	.30	.88	1.52	3.14	4.47
4692	.02	.02	.05	.10	.33	.80	1.40	2.85	3.78	9629	.02	.02	.06	.10	.32	.81	1.65	3.27	4.12
4812	.02	.03	.07	.12	.35	.86	1.61	3.10	3.86	9719	.02	.03	.08	.18	.48	1.03	1.93	3.62	4.26
4865	.02	.03	.06	.11	.40	1.00	1.85	3.59	4.78	9724	.10	.10	.10	.10	.40	1.00	1.80	3.70	4.69
4969	.02	.02	.05	.10	.26	.73	1.52	2.40	3.67	9748	.10	.10	.10	.10	.40	1.00	1.90	3.90	4.72
4975	.02	.04	.10	.20	.49	1.00	2.00	3.71	4.50	9762	.02	.02	.05	.10	.27	.64	1.21	2.38	2.77
4978	.03	.03	.10	.10	.40	.90	1.70	3.45	4.30										

Appendix 3–4.5. Empirical distribution of storm depth defined by 24-hour minimum interevent time for hourly rainfall stations in Oklahoma.

[--, not available]

	Depth (inches)																		
Station no.	1st percentile	2nd percentile	10th percentile	25th percentile	50th percentile (median)	75th percentile	90th percentile	98th percentile	99th percentile	Station no.	1st percentile	2nd percentile	10th percentile	25th percentile	50th percentile (median)	75th percentile	90th percentile	98th percentile	99th percentile
0017	--	--	0.08	0.25	0.82	2.99	6.11	--	--	5063	--	--	--	0.30	0.85	1.34	--	--	--
0026	0.03	0.03	.08	.17	.44	.98	1.79	3.98	4.68	5068	--	0.01	0.05	.13	.30	.89	1.49	2.39	--
0179	.10	.10	.10	.10	.30	.90	1.80	3.52	4.84	5108	0.02	.03	.08	.15	.45	1.10	2.10	4.34	5.19
0188	.02	.03	.06	.10	.30	.70	1.61	3.28	3.89	5329	--	--	.12	.39	.94	1.87	3.21	--	--
0215	.02	.03	.06	.12	.35	.84	1.60	3.35	3.92	5463	.04	.05	.10	.10	.30	.70	1.50	2.88	3.50
0242	.02	.03	.05	.12	.32	.79	1.45	3.20	4.43	5581	--	--	.27	.65	1.23	2.52	3.37	--	--
0256	.04	.05	.10	.20	.50	1.15	2.20	4.10	5.40	5582	.02	.03	.04	.10	.32	.84	1.77	4.44	5.17
0260	--	--	.04	.13	.49	1.65	3.02	--	--	5589	.10	.10	.10	.10	.40	1.00	1.80	3.60	4.46
0292	.10	.10	.10	.20	.50	1.10	2.20	3.97	4.67	5648	.03	.04	.10	.10	.30	.72	1.52	3.17	4.10
0293	.04	.05	.10	.14	.40	.98	1.90	3.85	4.66	5662	.02	.02	.04	.13	.40	.92	1.92	3.51	4.52
0296	.01	.02	.04	.09	.31	.86	1.72	3.62	4.43	5664	.06	.10	.10	.20	.40	1.02	2.10	4.01	4.95
0535	.10	.10	.10	.10	.40	1.00	1.90	3.74	4.40	6130	.02	.02	.07	.13	.40	1.00	1.83	3.63	4.30
0537	.10	.10	.10	.20	.40	1.00	2.02	3.30	4.15	6328	.03	.03	.07	.16	.48	.98	1.89	4.00	5.10
0670	.03	.05	.10	.20	.50	1.16	2.20	4.30	5.21	6391	--	--	.03	.11	.36	.90	2.17	--	--
0814	--	.01	.03	.10	.31	.75	1.61	3.58	--	6485	.03	.03	.10	.12	.40	.96	1.80	3.50	4.13
0908	.02	.03	.07	.10	.20	.51	1.20	2.70	3.39	6612	--	--	.10	.10	.30	1.10	2.56	--	--
0912	.01	.02	.03	.07	.20	.48	.94	2.07	2.75	6616	.04	.05	.10	.12	.40	.90	1.70	3.41	4.10
1148	--	--	.11	.30	1.34	2.55	4.39	--	--	6620	.10	.10	.10	.10	.40	1.00	1.80	3.70	4.28
1168	.03	.03	.09	.19	.52	1.15	2.20	4.01	5.25	6627	.03	.04	.10	.15	.43	1.02	1.80	3.41	4.69
1391	--	--	.10	.21	.88	1.88	3.85	--	--	6638	.03	.03	.10	.10	.40	1.00	1.90	3.80	4.50
1436	.02	.03	.05	.15	.40	1.00	2.09	4.13	5.26	6643	.02	.03	.05	.10	.39	1.15	2.46	6.20	6.45
1437	.10	.10	.10	.20	.50	1.20	2.10	4.00	5.23	6656	.01	.01	.02	.06	.27	.76	1.40	2.90	3.60
1544	.03	.04	.10	.20	.50	1.20	2.20	4.10	5.14	6661	.01	.01	.02	.07	.30	.84	1.58	3.40	4.32
1684	.03	.05	.10	.10	.40	.95	1.81	3.67	4.37	6729	.02	.03	.08	.14	.40	.94	1.76	3.39	4.14
1688	.02	.03	.06	.20	.50	1.08	1.88	3.94	4.25	6740	.02	.03	.07	.10	.22	.52	1.14	2.25	3.12
1750	.03	.05	.10	.15	.40	.91	1.80	3.20	3.91	6760	.03	.04	.08	.16	.40	.95	1.84	3.30	4.59
1855	--	--	.12	.38	.84	1.68	3.09	--	--	6859	.03	.04	.10	.14	.40	1.00	1.80	3.64	4.40
1891	--	--	--	--	.27	--	--	--	--	6926	--	--	.07	.17	.76	1.87	4.60	--	--
1900	.02	.02	.05	.11	.36	.93	1.70	3.36	4.01	6935	.03	.04	.10	.10	.40	.90	1.80	3.61	4.54
1902	.10	.10	.10	.20	.50	1.10	2.00	3.70	5.03	6940	--	--	--	--	.00	--	--	--	--
1909	--	--	.10	.27	.77	1.43	1.65	--	--	6944	.03	.04	.10	.10	.40	.96	1.80	3.40	4.40
1954	--	--	.21	.30	1.35	2.67	3.18	--	--	7080	.02	.03	.07	.15	.45	1.10	2.09	4.00	4.66
2145	.02	.03	.05	.20	.52	1.02	1.79	2.88	3.39	7196	.03	.04	.10	.11	.40	.90	1.70	3.20	4.10
2242	--	--	.16	.36	1.03	1.87	3.03	--	--	7201	.01	.02	.05	.10	.31	.75	1.53	3.39	4.51
2309	.03	.03	.08	.13	.40	1.07	2.10	3.84	4.23	7309	.10	.10	.10	.12	.40	1.10	1.90	3.70	4.58
2334	.10	.10	.10	.10	.30	.80	1.60	3.74	4.61	7358	.02	.02	.06	.13	.40	.96	1.86	3.51	4.23
2500	--	--	.11	.48	1.14	3.18	4.96	--	--	7372	--	--	.11	.28	.55	1.73	3.67	--	--
2654	.10	.10	.10	.10	.40	1.00	1.90	3.90	5.03	7412	.03	.03	.08	.10	.25	.60	1.20	2.40	2.86
2665	.02	.03	.05	.14	.40	.93	1.73	3.80	4.20	7556	.10	.10	.10	.10	.40	1.00	2.01	3.54	4.60
2678	--	--	.07	.24	.60	2.17	3.65	--	--	7588	.02	.03	.05	.12	.32	.80	1.69	3.39	4.89
2849	.03	.04	.10	.10	.30	.80	1.50	3.70	4.71	7660	.04	.05	.10	.10	.30	.69	1.29	2.58	3.45
2852	.10	.10	.10	.10	.40	.88	1.70	3.23	3.57	7675	.10	.10	.10	.10	.40	1.00	1.93	3.80	4.49
2994	.02	.03	.05	.12	.42	.99	2.08	4.32	5.41	7705	.05	.05	.10	.16	.40	1.00	1.90	3.70	4.84
2997	.02	.03	.05	.12	.48	1.16	2.34	4.34	5.71	7714	.02	.03	.05	.12	.31	.73	1.54	3.35	4.31
3002	.02	.03	.07	.10	.23	.59	1.10	2.20	2.54	7732	.02	.03	.06	.16	.44	1.05	1.94	3.40	4.83
3281	.02	.03	.08	.10	.32	.90	1.70	3.60	4.57	7739	.10	.10	.10	.20	.50	1.10	1.91	3.90	5.10
3286	.03	.03	.10	.16	.44	1.00	1.90	3.64	4.45	8029	.02	.03	.07	.12	.30	.81	1.45	2.90	4.14
3304	.02	.03	.05	.10	.30	.73	1.38	2.70	3.30	8092	--	--	--	.33	.45	.55	--	--	--
3353	--	--	.09	.28	.94	2.14	3.60	--	--	8101	.03	.04	.10	.10	.30	.71	1.44	2.80	3.20
3407	.01	.01	.01	.06	.25	.71	1.33	3.24	4.71	8290	.03	.04	.10	.15	.40	1.00	1.90	3.58	5.03
3497	.02	.03	.10	.10	.34	.80	1.60	3.40	4.90	8420	.02	.03	.07	.18	.50	1.01	1.78	3.33	4.37
3628	.02	.02	.05	.10	.20	.59	1.13	2.21	2.90	8470	--	--	.10	.26	.65	1.32	1.94	--	--
3700	.02	.03	.07	.16	.42	.92	1.77	4.32	5.21	8497	.03	.05	.10	.19	.50	1.10	2.10	3.95	4.99
3740	.02	.03	.06	.10	.31	.80	1.60	3.07	3.89	8501	.02	.03	.10	.11	.40	.90	1.71	3.80	4.70
3830	.02	.02	.06	.13	.41	.80	1.44	3.33	5.07	8504	.10	.10	.10	.10	.35	.80	1.60	3.04	3.74
3835	.01	.01	.03	.09	.27	.88	1.65	3.03	4.19	8708	.10	.10	.10	.10	.30	.80	1.60	3.59	4.59
4001	--	--	--	.34	1.42	2.56	--	--	--	8769	.02	.02	.06	.15	.42	1.00	1.91	3.57	4.02
4008	--	--	.05	.13	.35	1.11	1.77	--	--	8879	.02	.02	.05	.10	.29	.78	1.48	3.06	3.45
4010	.02	.03	.06	.14	.40	.96	1.89	3.85	4.49	8884	--	--	--	.14	.28	.68	--	--	--
4051	.03	.04	.07	.12	.39	.98	1.80	3.67	4.39	8992	.01	.01	.02	.07	.31	.90	1.69	3.42	4.43
4052	.10	.10	.10	.10	.40	1.10	2.10	4.27	4.90	9014	--	.02	.06	.20	.40	1.00	1.82	3.54	--
4098	.03	.03	.08	.15	.40	.92	1.73	3.69	4.30	9023	.02	.03	.07	.15	.49	1.16	2.15	4.29	5.19
4202	.04	.06	.10	.10	.35	.85	1.70	3.40	4.14	9247	--	--	.10	.33	.98	1.49	2.53	--	--
4204	.01	.02	.04	.11	.30	.73	1.28	3.18	4.47	9278	--	--	.10	.35	1.06	1.80	2.76	--	--
4384	.03	.04	.10	.18	.50	1.18	2.19	4.07	5.26	9300	--	--	.20	.36	1.05	2.12	3.10	--	--
4386	.02	.03	.07	.15	.47	1.10	2.00	3.67	4.63	9364	--	--	.14	.21	.81	1.35	1.92	--	--
4388	--	.05	.08	.12	.30	.98	1.81	4.63	--	9404	.02	.03	.06	.10	.31	.79	1.52	3.00	3.71
4393	.02	.02	.06	.10	.39	.90	1.66	3.47	4.67	9450	.10	.10	.10	.20	.45	1.10	2.10	3.70	4.39
4506	.02	.03	.08	.14	.40	1.00	1.80	3.54	4.53	9503	.02	.03	.06	.14	.35	.92	1.61	3.92	4.89
4692	.02	.02	.05	.11	.35	.84	1.47	2.94	3.81	9629	.02	.03	.07	.10	.37	.90	1.80	3.40	4.30
4812	.02	.03	.07	.13	.40	.92	1.73	3.29	4.31	9719	.03	.03	.08	.20	.51	1.07	2.10	3.90	4.56
4865	.02	.03	.07	.14	.40	1.07	1.99	4.05	5.01	9724	.10	.10	.10	.20	.50	1.10	1.90	4.20	5.03
4969	.02	.02	.05	.10	.26	.79	1.59	2.93	4.46	9748	.10	.10	.10	.10	.40	1.10	2.00	4.10	4.80
4975	.02	.04	.10	.20	.50	1.10	2.10	4.08	4.88	9762	.02	.02	.05	.10	.29	.69	1.31	2.50	2.95
4978	.03	.03	.10	.10	.40	.96	1.80	3.60	4.72										

Appendix 3–4.6. Empirical distribution of storm depth defined by 48-hour minimum interevent time for hourly rainfall stations in Oklahoma.

[--, not available]

	Depth (inches)																		
Station no.	1st percentile	2nd percentile	10th percentile	25th percentile	50th percentile (median)	75th percentile	90th percentile	98th percentile	99th percentile	Station no.	1st percentile	2nd percentile	10th percentile	25th percentile	50th percentile (median)	75th percentile	90th percentile	98th percentile	99th percentile
0017	--	--	0.07	0.25	1.17	4.98	6.39	--	--	5063	--	--	--	0.30	0.85	1.34	--	--	--
0026	0.03	0.03	.10	.22	.59	1.12	2.13	5.10	6.23	5068	--	0.01	0.05	.14	.38	1.09	1.74	3.70	--
0179	.10	.10	.10	.20	.40	1.10	2.00	4.10	5.36	5108	0.02	.03	.09	.20	.55	1.30	2.55	5.11	6.94
0188	.03	.03	.07	.13	.40	.85	1.91	3.52	4.41	5329	--	--	.31	.66	1.60	3.70	5.30	--	--
0215	.02	.03	.07	.15	.43	1.00	1.90	3.84	4.40	5463	.03	.05	.10	.10	.35	.90	1.80	3.54	4.17
0242	.02	.03	.05	.14	.37	.92	1.79	4.38	4.65	5581	--	--	.22	.84	2.02	4.31	5.12	--	--
0256	.05	.07	.10	.20	.60	1.41	2.70	5.14	6.21	5582	.02	.03	.05	.12	.38	1.11	2.22	4.60	6.43
0260	--	--	.05	.20	.64	3.15	4.06	--	--	5589	.10	.10	.10	.20	.50	1.20	2.30	4.20	5.20
0292	.10	.10	.10	.20	.60	1.40	2.50	4.85	6.02	5648	.03	.05	.10	.15	.40	.90	1.90	4.04	4.73
0293	.04	.06	.10	.20	.50	1.20	2.20	4.49	6.20	5662	.02	.02	.05	.16	.49	1.20	2.27	4.96	5.74
0296	.01	.02	.04	.11	.40	1.10	2.31	5.24	6.79	5664	.07	.10	.10	.20	.50	1.28	2.50	4.75	5.33
0535	.10	.10	.10	.20	.50	1.40	2.60	4.42	5.82	6130	.02	.03	.08	.19	.51	1.23	2.30	4.50	5.67
0537	.10	.10	.10	.20	.50	1.30	2.60	4.56	4.90	6328	.03	.03	.08	.18	.53	1.14	2.25	5.16	5.49
0670	.04	.05	.10	.20	.60	1.50	2.70	5.38	6.40	6391	--	--	.04	.13	.45	.86	2.62	--	--
0814	--	.01	.04	.10	.29	.89	2.41	4.25	--	6485	.03	.04	.10	.20	.50	1.20	2.30	4.34	5.40
0908	.02	.03	.07	.10	.30	.63	1.52	3.09	4.07	6612	--	--	.10	.10	.50	2.48	3.69	--	--
0912	.01	.02	.03	.08	.24	.55	1.22	2.73	2.98	6616	.04	.06	.10	.20	.50	1.10	2.15	4.10	5.26
1148	--	--	.27	.39	2.51	4.70	5.49	--	--	6620	.10	.10	.10	.10	.50	1.20	2.20	4.40	5.50
1168	.03	.04	.10	.24	.65	1.40	2.67	5.34	6.35	6627	.03	.05	.10	.20	.55	1.27	2.30	4.55	5.74
1391	--	--	.09	.26	1.06	2.81	4.55	--	--	6638	.03	.03	.10	.19	.53	1.25	2.37	4.70	5.65
1436	.02	.03	.07	.18	.50	1.25	2.65	5.21	6.25	6643	.02	.03	.05	.14	.42	1.30	2.96	6.96	12.55
1437	.10	.10	.10	.30	.70	1.50	2.69	5.46	7.13	6656	.01	.01	.02	.09	.33	.99	1.70	4.20	5.46
1544	.04	.05	.10	.20	.69	1.48	2.80	5.10	6.26	6661	.01	.01	.03	.10	.41	1.06	1.95	4.08	5.12
1684	.03	.05	.10	.20	.50	1.15	2.20	4.30	5.36	6729	.02	.03	.10	.20	.51	1.12	2.14	4.29	5.00
1688	.02	.02	.06	.20	.55	1.10	2.31	4.90	5.13	6740	.02	.03	.08	.10	.30	.61	1.40	2.83	3.35
1750	.03	.05	.10	.20	.50	1.20	2.10	3.90	5.09	6760	.04	.04	.08	.18	.48	1.10	2.14	4.10	5.03
1855	--	--	.10	.32	1.01	2.27	6.89	--	--	6859	.03	.04	.10	.20	.50	1.20	2.30	4.30	5.28
1891	--	--	--	--	2.05	--	--	--	--	6926	--	--	--	.20	1.08	3.53	--	--	--
1900	.02	.02	.06	.15	.47	1.10	2.10	3.95	5.46	6935	.04	.05	.10	.20	.50	1.20	2.30	4.51	5.61
1902	.10	.10	.10	.20	.60	1.40	2.65	4.40	6.58	6940	--	--	--	--	.00	--	--	--	--
1909	--	--	.07	.19	.68	2.46	3.66	--	--	6944	.04	.05	.10	.18	.50	1.20	2.29	4.39	5.04
1954	--	--	.14	.30	1.42	3.22	4.57	--	--	7080	.03	.03	.07	.20	.58	1.32	2.58	4.61	5.80
2145	.03	.03	.08	.29	.58	1.26	2.06	3.38	4.91	7196	.03	.04	.10	.20	.50	1.10	2.10	3.80	5.30
2242	--	--	.10	.73	1.66	3.05	4.38	--	--	7201	.02	.02	.05	.12	.35	.95	1.89	4.32	4.81
2309	.03	.04	.08	.15	.69	1.33	2.52	4.18	4.63	7309	.10	.10	.10	.20	.60	1.30	2.50	4.50	5.70
2334	.10	.10	.10	.10	.40	1.00	1.93	4.30	5.43	7358	.02	.03	.07	.17	.49	1.18	2.13	4.04	5.78
2500	--	--	--	.60	1.70	4.91	--	--	--	7372	--	--	.08	.45	.84	1.56	4.79	--	--
2654	.10	.10	.10	.20	.50	1.30	2.30	4.93	6.45	7412	.03	.03	.10	.10	.30	.70	1.47	2.71	3.36
2665	.02	.03	.06	.15	.47	1.11	2.11	4.15	5.16	7556	.10	.10	.10	.20	.50	1.35	2.60	4.78	5.59
2678	--	--	--	.16	.62	3.19	--	--	--	7588	.02	.03	.06	.15	.40	.96	2.22	4.35	5.27
2849	.03	.04	.10	.12	.40	1.00	1.90	4.20	5.80	7660	.04	.05	.10	.12	.33	.80	1.59	3.00	3.96
2852	.10	.10	.10	.10	.40	1.00	2.00	3.69	4.16	7675	.10	.10	.10	.20	.60	1.20	2.30	4.50	5.20
2994	.02	.02	.06	.16	.51	1.23	2.50	5.58	6.42	7705	.05	.06	.10	.20	.60	1.22	2.27	4.60	5.84
2997	.02	.02	.05	.14	.60	1.52	2.64	4.66	7.02	7714	.02	.03	.05	.14	.38	.98	1.96	4.16	4.73
3002	.02	.03	.07	.10	.30	.69	1.30	2.57	3.06	7732	.02	.03	.07	.20	.56	1.26	2.18	4.55	5.58
3281	.02	.03	.10	.13	.43	1.03	2.07	4.31	5.11	7739	.10	.10	.10	.20	.60	1.40	2.50	4.98	6.15
3286	.02	.03	.10	.20	.56	1.30	2.34	4.50	6.00	8029	.02	.03	.08	.15	.39	1.02	1.90	4.05	4.48
3304	.02	.03	.06	.10	.35	.88	1.63	3.27	4.32	8092	--	--	--	--	.50	--	--	--	--
3353	--	--	.10	.53	1.83	3.00	4.71	--	--	8101	.03	.04	.10	.10	.37	.90	1.82	3.20	3.82
3407	.01	.01	.02	.08	.30	.94	1.57	4.60	5.32	8290	.04	.05	.10	.20	.50	1.23	2.27	4.90	5.76
3497	.02	.03	.10	.19	.41	1.00	2.00	4.30	5.83	8420	.03	.03	.09	.21	.60	1.24	2.04	3.86	4.90
3628	.02	.02	.06	.10	.30	.70	1.30	2.79	3.37	8470	--	--	.15	.30	.79	1.65	3.16	--	--
3700	.03	.03	.08	.19	.50	1.13	2.15	4.95	5.94	8497	.04	.05	.10	.20	.60	1.40	2.60	5.00	6.01
3740	.02	.03	.08	.15	.40	1.00	2.00	3.76	4.42	8501	.02	.03	.10	.15	.50	1.15	2.16	4.60	5.52
3830	.02	.03	.06	.15	.49	.95	1.80	4.55	5.68	8504	.10	.10	.10	.20	.50	.90	1.90	4.02	5.88
3835	.01	.01	.04	.15	.49	1.27	2.00	4.10	4.22	8708	.10	.10	.10	.20	.40	1.00	2.00	4.10	5.32
4001	--	--	--	1.48	2.27	2.90	--	--	--	8769	.02	.03	.07	.19	.52	1.28	2.39	4.31	5.75
4008	--	--	.05	.14	.35	1.19	1.84	--	--	8879	.02	.02	.05	.12	.35	.92	1.71	3.45	4.87
4010	.03	.04	.07	.17	.51	1.23	2.39	4.72	5.23	8884	--	--	--	.40	.85	1.73	--	--	--
4051	.03	.04	.09	.17	.44	1.20	2.20	4.32	5.18	8992	.01	.01	.03	.10	.44	1.12	2.13	4.19	5.37
4052	.10	.10	.10	.20	.60	1.38	2.67	5.07	6.10	9014	--	--	.11	.26	.43	1.39	2.04	--	--
4098	.03	.03	.09	.20	.50	1.10	2.27	4.31	5.25	9023	.02	.03	.09	.20	.62	1.43	2.66	5.08	6.57
4202	.04	.06	.10	.14	.40	1.00	2.10	4.10	5.25	9247	--	--	.08	.54	1.11	2.18	6.07	--	--
4204	.01	.02	.05	.17	.33	.76	1.39	3.59	5.89	9278	--	--	.15	.64	1.35	2.75	4.54	--	--
4384	.03	.04	.10	.20	.60	1.40	2.69	5.20	6.42	9300	--	--	.10	.29	1.65	3.05	7.12	--	--
4386	.03	.03	.09	.20	.60	1.31	2.60	4.50	5.80	9364	--	--	.15	.21	.60	2.35	3.73	--	--
4388	--	.06	.10	.20	.47	1.25	2.12	4.70	--	9404	.02	.03	.08	.14	.40	.97	1.84	3.50	4.24
4393	.02	.02	.07	.16	.46	1.10	2.10	4.22	5.49	9450	.10	.10	.10	.20	.60	1.38	2.60	4.60	5.69
4506	.02	.03	.10	.20	.56	1.27	2.28	4.32	5.02	9503	.03	.04	.07	.15	.45	1.02	2.12	5.25	6.19
4692	.02	.02	.05	.13	.43	1.05	1.95	3.75	4.99	9629	.02	.03	.08	.14	.44	1.10	2.20	4.12	4.89
4812	.03	.03	.09	.18	.50	1.11	2.13	3.98	5.25	9719	.03	.03	.10	.24	.61	1.32	2.46	4.41	5.00
4865	.02	.03	.08	.19	.53	1.30	2.41	4.81	5.57	9724	.10	.10	.10	.20	.60	1.40	2.50	4.93	6.15
4969	.02	.03	.05	.11	.31	.91	2.11	4.58	5.23	9748	.10	.10	.10	.20	.60	1.40	2.50	4.84	6.10
4975	.02	.04	.10	.20	.60	1.31	2.61	4.75	5.95	9762	.02	.02	.05	.12	.33	.80	1.62	2.91	3.54
4978	.03	.04	.10	.20	.50	1.16	2.20	4.23	5.82										

Appendix 3–4.7. Empirical distribution of storm depth defined by 72-hour minimum interevent time for hourly rainfall stations in Oklahoma.

[--, not available]

	Depth (inches)																		
Station no.	1st percentile	2nd percentile	10th percentile	25th percentile	50th percentile (median)	75th percentile	90th percentile	98th percentile	99th percentile	Station no.	1st percentile	2nd percentile	10th percentile	25th percentile	50th percentile (median)	75th percentile	90th percentile	98th percentile	99th percentile
0017	--	--	0.18	0.54	1.26	6.07	6.68	--	--	5063	--	--	--	0.76	0.95	1.40	--	--	--
0026	0.03	0.03	.10	.25	.70	1.42	2.65	5.85	7.05	5068	--	0.01	0.05	.15	.43	1.45	2.47	3.80	--
0179	.10	.10	.10	.20	.50	1.30	2.40	4.88	6.00	5108	0.03	.03	.10	.25	.66	1.56	3.10	6.48	7.70
0188	.03	.03	.08	.16	.42	1.00	2.18	3.88	4.42	5329	--	--	--	.86	1.60	4.24	--	--	--
0215	.02	.03	.08	.18	.50	1.19	2.22	4.49	5.36	5463	.03	.06	.10	.12	.40	1.08	2.20	3.92	4.60
0242	.02	.03	.06	.15	.46	1.04	2.19	4.46	4.85	5581	--	--	--	1.19	3.05	4.31	--	--	--
0256	.05	.08	.10	.30	.80	1.80	3.24	5.88	6.93	5582	.03	.04	.05	.14	.44	1.36	2.79	5.05	6.95
0260	--	--	.04	.13	1.37	4.05	7.03	--	--	5589	.10	.10	.10	.20	.70	1.40	2.60	4.98	6.02
0292	.10	.10	.10	.30	.70	1.70	3.10	5.64	7.58	5648	.04	.05	.10	.20	.43	1.10	2.20	4.40	5.30
0293	.05	.08	.10	.20	.60	1.40	2.70	5.76	6.96	5662	.02	.02	.06	.19	.57	1.37	2.65	6.19	6.78
0296	.01	.02	.05	.15	.52	1.31	2.82	6.80	8.29	5664	.06	.10	.10	.27	.70	1.50	2.99	5.42	6.66
0535	.10	.10	.10	.20	.60	1.80	3.00	5.90	7.19	6130	.02	.03	.10	.23	.69	1.50	2.80	5.47	6.97
0537	.10	.10	.10	.20	.70	1.50	2.90	5.32	6.35	6328	.03	.03	.10	.20	.61	1.28	2.71	5.35	6.53
0670	.04	.05	.10	.30	.80	1.90	3.25	6.12	7.12	6391	--	--	.04	.23	.47	2.37	7.24	--	--
0814	--	.01	.03	.10	.29	1.18	3.03	4.52	--	6485	.03	.04	.10	.21	.62	1.46	2.67	5.11	6.44
0908	.02	.03	.09	.10	.30	.80	1.80	3.57	4.95	6612	--	--	--	.20	.50	2.23	--	--	--
0912	.01	.02	.03	.09	.26	.66	1.38	2.94	3.71	6616	.05	.06	.10	.20	.60	1.40	2.51	5.08	6.65
1148	--	--	--	1.80	4.69	5.84	--	--	--	6620	.10	.10	.10	.20	.60	1.43	2.60	5.34	6.98
1168	.03	.04	.10	.30	.81	1.75	3.17	5.90	8.16	6627	.03	.05	.10	.20	.69	1.51	3.04	5.98	7.80
1391	--	--	.11	.43	1.44	4.27	6.99	--	--	6638	.03	.04	.10	.20	.68	1.50	2.98	5.65	6.31
1436	.02	.03	.08	.23	.60	1.55	3.16	5.88	6.80	6643	.03	.04	.07	.15	.55	1.68	3.29	7.73	13.98
1437	.10	.10	.10	.40	.80	1.80	3.30	6.63	7.60	6656	.01	.01	.03	.10	.45	1.20	1.99	5.28	6.97
1544	.04	.06	.10	.30	.80	1.75	3.42	6.39	7.46	6661	.01	.01	.03	.13	.53	1.30	2.50	4.87	6.56
1684	.03	.06	.10	.20	.60	1.40	2.73	5.40	6.44	6729	.03	.04	.10	.20	.65	1.47	2.61	4.96	5.99
1688	.02	.03	.06	.20	.66	1.32	2.64	5.62	5.79	6740	.02	.03	.09	.12	.31	.80	1.60	3.31	4.38
1750	.04	.05	.10	.20	.60	1.40	2.50	4.49	5.70	6760	.04	.05	.09	.20	.54	1.29	2.35	4.50	5.72
1855	--	--	.09	.52	1.46	3.11	8.52	--	--	6859	.03	.04	.10	.20	.62	1.50	2.80	5.10	6.27
1891	--	--	--	--	2.05	--	--	--	--	6926	--	--	--	.74	2.33	6.59	--	--	--
1900	.02	.02	.07	.17	.60	1.36	2.53	4.87	5.73	6935	.04	.05	.10	.20	.60	1.43	2.66	5.50	6.53
1902	.10	.10	.10	.30	.70	1.80	3.24	6.60	7.64	6940	--	--	--	--	.00	--	--	--	--
1909	--	--	.13	.63	.80	2.98	4.21	--	--	6944	.04	.05	.10	.20	.60	1.41	2.70	5.00	6.01
1954	--	--	.24	.44	1.42	3.22	8.61	--	--	7080	.03	.03	.10	.28	.75	1.71	3.11	5.65	6.79
2145	.03	.03	.07	.28	.63	1.38	2.32	3.88	6.05	7196	.03	.04	.10	.20	.60	1.32	2.50	4.81	5.72
2242	--	--	--	1.71	3.06	5.18	--	--	--	7201	.02	.02	.06	.15	.46	1.04	2.44	5.93	7.91
2309	.03	.03	.07	.17	.70	1.41	3.19	6.67	7.56	7309	.10	.10	.10	.30	.70	1.70	3.00	5.61	6.95
2334	.10	.10	.10	.20	.50	1.30	2.40	5.29	6.50	7358	.02	.03	.08	.20	.60	1.49	2.86	4.96	6.59
2500	--	--	--	1.26	3.24	5.17	--	--	--	7372	--	--	.12	.54	1.31	3.21	6.40	--	--
2654	.10	.10	.10	.30	.70	1.50	2.88	5.88	6.80	7412	.03	.03	.10	.10	.35	.88	1.77	3.20	4.08
2665	.02	.03	.07	.17	.55	1.27	2.45	4.75	5.88	7556	.10	.10	.10	.20	.50	1.68	2.90	5.57	5.81
2678	--	--	--	.42	.78	3.73	--	--	--	7588	.02	.03	.06	.15	.46	1.13	2.30	4.98	5.51
2849	.03	.04	.10	.20	.50	1.10	2.30	5.02	6.91	7660	.04	.05	.10	.18	.40	.95	1.85	3.70	4.46
2852	.10	.10	.10	.10	.40	1.10	2.34	4.51	5.37	7675	.10	.10	.10	.30	.70	1.60	2.60	4.89	6.83
2994	.02	.03	.07	.21	.65	1.50	2.90	6.10	6.87	7705	.05	.06	.10	.22	.70	1.48	2.79	5.40	6.67
2997	.02	.02	.08	.18	.63	1.75	3.06	5.87	8.38	7714	.02	.03	.06	.15	.45	1.07	2.18	4.39	4.94
3002	.02	.03	.07	.10	.30	.80	1.47	2.88	3.42	7732	.03	.04	.09	.25	.69	1.45	2.62	4.98	6.13
3281	.02	.03	.10	.19	.52	1.25	2.44	4.90	6.19	7739	.10	.10	.10	.30	.80	1.70	3.20	6.05	7.30
3286	.03	.04	.10	.24	.70	1.57	2.89	5.82	7.20	8029	.02	.03	.09	.18	.43	1.10	2.10	4.19	4.72
3304	.02	.03	.07	.13	.40	1.00	1.94	3.62	4.62	8092	--	--	--	--	.50	--	--	--	--
3353	--	--	--	.75	2.14	3.06	--	--	--	8101	.03	.04	.10	.15	.42	1.10	2.11	3.66	4.70
3407	.01	.01	.02	.09	.34	1.06	2.03	5.98	6.56	8290	.04	.05	.10	.20	.65	1.49	2.70	5.92	6.67
3497	.03	.04	.10	.20	.50	1.20	2.40	5.10	6.85	8420	.03	.04	.10	.28	.72	1.47	2.57	4.61	6.09
3628	.02	.03	.07	.10	.31	.85	1.61	3.11	3.70	8470	--	--	.16	.54	.87	1.75	3.23	--	--
3700	.03	.03	.09	.21	.62	1.43	2.59	5.79	7.13	8497	.04	.05	.10	.30	.78	1.70	3.10	5.89	6.77
3740	.02	.03	.08	.18	.49	1.20	2.40	4.37	5.66	8501	.02	.03	.10	.20	.60	1.40	2.70	5.51	6.67
3830	.03	.03	.07	.17	.57	1.09	2.28	4.97	6.23	8504	.10	.10	.10	.20	.50	1.10	2.40	5.04	7.64
3835	--	.01	.08	.20	.63	1.54	2.67	5.04	--	8708	.10	.10	.10	.20	.50	1.20	2.50	5.10	6.09
4001	--	--	--	1.48	2.27	2.90	--	--	--	8769	.02	.03	.09	.22	.66	1.51	2.80	5.48	6.73
4008	--	--	.05	.15	.80	1.42	1.98	--	--	8879	.02	.03	.05	.15	.38	1.11	2.16	3.83	5.29
4010	.03	.04	.08	.20	.61	1.40	2.87	5.43	6.42	8884	--	--	--	--	1.14	--	--	--	--
4051	.03	.04	.09	.20	.52	1.40	2.51	4.67	5.90	8992	.01	.01	.03	.15	.56	1.43	2.71	5.48	7.55
4052	.10	.10	.10	.20	.70	1.60	3.20	6.10	6.91	9014	--	--	.19	.34	.84	1.66	2.57	--	--
4098	.03	.04	.10	.23	.60	1.38	2.60	5.25	6.70	9023	.02	.03	.10	.26	.77	1.74	3.15	6.14	7.75
4202	.04	.06	.10	.20	.50	1.22	2.40	4.69	6.09	9247	--	--	--	.55	1.83	4.17	--	--	--
4204	.01	.02	.06	.20	.39	.99	1.78	5.40	6.04	9278	--	--	--	.65	1.41	2.06	--	--	--
4384	.03	.05	.10	.28	.80	1.70	3.21	5.84	7.35	9300	--	--	.04	.26	.91	6.65	11.90	--	--
4386	.02	.04	.10	.24	.80	1.60	3.10	5.49	6.62	9364	--	--	.15	.20	2.19	3.18	4.34	--	--
4388	--	.06	.08	.20	.40	1.41	3.83	7.22	--	9404	.02	.03	.09	.17	.48	1.17	2.25	4.08	5.27
4393	.02	.03	.09	.20	.60	1.32	2.54	5.25	6.63	9450	.10	.10	.10	.30	.80	1.60	3.17	5.70	7.21
4506	.03	.03	.10	.25	.70	1.57	2.69	5.07	6.01	9503	.03	.04	.07	.19	.53	1.22	2.38	6.29	7.10
4692	.02	.02	.05	.18	.60	1.29	2.32	4.87	5.86	9629	.02	.03	.08	.19	.54	1.36	2.55	4.85	5.84
4812	.03	.03	.10	.20	.62	1.43	2.57	4.97	6.26	9719	.03	.04	.10	.32	.75	1.62	2.72	5.12	6.43
4865	.02	.03	.10	.20	.61	1.55	2.88	5.54	6.71	9724	.10	.10	.10	.30	.70	1.80	3.23	5.89	7.04
4969	.03	.03	.05	.16	.46	1.09	2.37	5.42	6.89	9748	.10	.10	.10	.30	.80	1.60	3.27	5.57	6.52
4975	.03	.05	.10	.30	.80	1.71	3.20	5.69	7.09	9762	.02	.02	.05	.13	.40	.95	1.90	3.44	4.36
4978	.03	.04	.10	.20	.60	1.40	2.60	5.20	6.56										

Appendix 3–5.1. Empirical distribution of storm duration defined by 6-hour minimum interevent time for hourly rainfall stations in Oklahoma.

[--, not available]

	Duration (hours)										Duration (hours)								
Station no.	1st percentile	2nd percentile	10th percentile	25th percentile	50th percentile (median)	75th percentile	90th percentile	98th percentile	99th percentile	Station no.	1st percentile	2nd percentile	10th percentile	25th percentile	50th percentile (median)	75th percentile	90th percentile	98th percentile	99th percentile
0017	--	--	1.00	2.00	5.00	10.00	14.80	--	--	5063	--	--	1.00	2.75	5.00	16.25	18.50	--	--
0026	1.00	1.00	1.00	2.00	4.00	8.00	14.00	24.00	26.56	5068	1.00	1.00	1.00	1.00	3.00	8.00	11.60	22.32	25.64
0179	1.00	1.00	1.00	1.00	2.00	5.00	9.00	17.00	20.16	5108	1.00	1.00	1.00	2.00	4.00	8.00	15.00	27.00	32.00
0188	1.00	1.00	1.00	2.00	3.00	7.00	11.00	22.94	29.94	5329	--	--	2.00	2.50	5.00	10.00	21.20	--	--
0215	1.00	1.00	1.00	2.00	4.00	8.00	13.00	24.00	30.74	5463	1.00	1.00	1.00	1.00	1.00	5.00	9.00	19.00	23.00
0242	1.00	1.00	1.00	2.00	3.00	7.00	12.00	25.00	30.00	5581	--	--	1.00	3.00	7.50	13.75	22.10	--	--
0256	1.00	1.00	1.00	1.00	3.00	7.00	12.00	22.00	25.00	5582	1.00	1.00	1.00	2.00	4.00	8.00	13.60	26.00	35.16
0260	--	--	1.00	1.00	5.00	12.75	21.40	--	--	5589	1.00	1.00	1.00	1.00	2.00	5.00	10.00	18.56	24.00
0292	1.00	1.00	1.00	1.00	2.00	6.00	11.00	21.00	24.00	5648	1.00	1.00	1.00	1.00	2.00	5.00	10.00	19.00	24.00
0293	1.00	1.00	1.00	1.00	2.00	6.00	10.00	20.00	25.00	5662	1.00	1.00	1.00	2.00	4.00	9.00	15.00	26.68	31.00
0296	1.00	1.00	1.00	2.00	4.00	8.00	14.00	26.00	31.20	5664	1.00	1.00	1.00	1.00	2.00	6.00	11.00	22.26	28.00
0535	1.00	1.00	1.00	1.00	2.00	6.00	10.00	19.00	24.00	6130	1.00	1.00	1.00	1.00	3.00	8.00	13.00	26.00	30.00
0537	1.00	1.00	1.00	1.00	2.00	5.00	9.00	22.62	24.31	6328	1.00	1.00	1.00	2.00	4.00	8.00	13.00	25.00	34.00
0670	1.00	1.00	1.00	1.00	3.00	7.00	13.00	22.00	26.78	6391	--	--	1.00	2.00	3.00	5.00	8.60	--	--
0814	1.00	1.00	1.00	1.00	1.00	1.00	2.00	11.58	25.43	6485	1.00	1.00	1.00	1.00	3.00	7.00	13.00	23.00	28.00
0908	1.00	1.00	1.00	1.00	2.00	4.00	9.00	21.00	22.63	6612	--	--	1.00	1.00	1.00	7.50	10.80	--	--
0912	1.00	1.00	1.00	2.00	3.00	7.00	10.00	18.00	22.00	6616	1.00	1.00	1.00	1.00	3.00	6.00	11.00	19.46	25.00
1148	--	--	1.00	3.00	6.00	11.00	20.40	--	--	6620	1.00	1.00	1.00	1.00	2.00	5.00	11.00	21.26	25.13
1168	1.00	1.00	1.00	2.00	4.00	8.00	15.00	27.00	33.00	6627	1.00	1.00	1.00	1.00	3.00	6.00	12.00	21.00	25.00
1391	--	--	1.00	3.00	5.00	10.00	15.40	--	--	6638	1.00	1.00	1.00	1.00	3.00	7.00	12.00	24.00	27.00
1436	1.00	1.00	1.00	2.00	5.00	9.00	15.00	28.00	32.35	6643	1.00	1.00	1.00	2.00	4.00	8.00	14.10	26.64	28.00
1437	1.00	1.00	1.00	1.00	2.00	6.00	10.00	20.00	24.42	6656	1.00	1.00	1.00	2.00	3.00	7.00	12.00	28.28	37.16
1544	1.00	1.00	1.00	1.00	3.00	7.00	13.00	24.00	29.00	6661	1.00	1.00	1.00	2.00	4.00	8.00	14.00	27.00	31.00
1684	1.00	1.00	1.00	1.00	3.00	6.00	11.00	20.00	27.00	6729	1.00	1.00	1.00	2.00	3.00	8.00	13.00	23.96	28.00
1688	1.00	1.00	1.00	2.00	4.00	8.00	14.00	23.06	27.12	6740	1.00	1.00	1.00	1.00	2.00	5.00	9.00	17.00	20.00
1750	1.00	1.00	1.00	1.00	2.00	5.00	10.00	18.00	23.56	6760	1.00	1.00	1.00	1.00	3.00	8.00	13.00	23.30	27.15
1855	--	--	1.00	3.00	5.00	10.00	13.00	--	--	6859	1.00	1.00	1.00	1.00	3.00	7.00	12.00	22.00	27.00
1891	--	--	--	1.50	2.00	7.50	--	--	--	6926	--	--	2.00	2.00	5.00	9.00	12.00	--	--
1900	1.00	1.00	1.00	2.00	4.00	8.00	14.00	24.00	28.00	6935	1.00	1.00	1.00	1.00	3.00	6.00	11.00	22.00	26.00
1902	1.00	1.00	1.00	1.00	2.00	6.00	10.10	20.00	25.22	6940	--	--	--	--	.00	--	--	--	--
1909	--	--	2.00	3.00	5.00	9.00	18.50	--	--	6944	1.00	1.00	1.00	1.00	3.00	7.00	12.00	21.00	26.00
1954	--	--	2.00	2.00	4.00	10.00	14.00	--	--	7080	1.00	1.00	1.00	1.00	3.00	8.00	14.00	26.00	32.00
2145	1.00	1.00	1.00	1.00	4.00	7.00	12.00	23.00	26.96	7196	1.00	1.00	1.00	1.00	3.00	6.50	12.00	22.00	28.00
2242	--	--	2.00	2.00	5.00	10.00	19.80	--	--	7201	1.00	1.00	1.00	1.00	4.00	8.00	12.00	23.70	26.85
2309	1.00	1.00	1.00	2.00	4.00	7.25	13.00	21.00	23.14	7309	1.00	1.00	1.00	1.00	2.00	6.00	11.00	18.00	23.00
2334	1.00	1.00	1.00	1.00	2.00	5.00	9.00	19.00	23.00	7358	1.00	1.00	1.00	2.00	4.00	8.00	15.00	26.00	31.00
2500	--	--	1.30	2.75	6.50	10.25	22.80	--	--	7372	--	--	2.00	3.00	6.00	10.50	15.20	--	--
2654	1.00	1.00	1.00	1.00	2.00	5.00	10.00	20.00	22.00	7412	1.00	1.00	1.00	1.00	2.00	5.00	9.00	17.00	22.00
2665	1.00	1.00	1.00	2.00	4.00	7.00	12.00	22.90	25.00	7556	1.00	1.00	1.00	1.00	1.50	5.00	9.90	22.00	24.98
2678	--	--	1.30	2.00	5.00	9.00	13.70	--	--	7588	1.00	1.00	1.00	1.50	3.00	7.00	13.00	22.00	31.22
2849	1.00	1.00	1.00	1.00	2.00	6.00	10.00	20.00	23.00	7660	1.00	1.00	1.00	1.00	2.00	5.00	10.00	20.00	24.00
2852	1.00	1.00	1.00	1.00	1.00	5.00	9.00	17.00	21.68	7675	1.00	1.00	1.00	1.00	2.00	6.00	10.00	18.00	23.00
2994	1.00	1.00	1.00	2.00	4.00	7.00	13.00	23.00	27.00	7705	1.00	1.00	1.00	1.00	3.00	6.00	11.00	21.78	25.00
2997	1.00	1.00	1.00	2.00	4.00	9.00	14.60	26.12	30.12	7714	1.00	1.00	1.00	2.00	3.00	7.00	12.00	23.00	31.00
3002	1.00	1.00	1.00	1.00	2.00	5.00	10.00	19.00	23.00	7732	1.00	1.00	1.00	2.00	4.00	8.00	14.00	26.00	31.00
3281	1.00	1.00	1.00	1.00	3.00	6.00	11.00	22.00	27.00	7739	1.00	1.00	1.00	1.00	3.00	6.00	11.00	19.48	24.00
3286	1.00	1.00	1.00	1.00	3.00	7.00	12.00	23.00	27.88	8029	1.00	1.00	1.00	1.00	3.00	7.00	11.00	21.00	24.00
3304	1.00	1.00	1.00	1.00	3.00	6.00	11.00	22.10	28.00	8092	--	--	--	2.25	6.50	13.75	--	--	--
3353	--	--	2.00	3.00	6.00	11.00	29.20	--	--	8101	1.00	1.00	1.00	1.00	2.00	5.00	9.00	20.00	24.64
3407	1.00	1.00	1.00	1.00	2.00	7.00	13.00	30.00	31.38	8290	1.00	1.00	1.00	1.00	3.00	7.00	12.00	21.54	27.00
3497	1.00	1.00	1.00	1.00	2.00	6.00	11.00	20.00	25.00	8420	1.00	1.00	1.00	2.00	4.00	8.00	13.00	25.00	30.40
3628	1.00	1.00	1.00	1.00	2.00	5.00	10.00	18.84	24.00	8470	--	1.00	1.00	2.00	4.00	7.00	13.60	25.12	--
3700	1.00	1.00	1.00	2.00	4.00	8.00	13.00	24.00	29.00	8497	1.00	1.00	1.00	1.00	3.00	7.00	12.00	23.00	27.00
3740	1.00	1.00	1.00	1.00	3.00	7.00	11.00	22.00	26.00	8501	1.00	1.00	1.00	1.00	3.00	6.00	11.00	21.00	25.79
3830	1.00	1.00	1.00	2.00	4.00	7.25	12.70	23.00	27.00	8504	1.00	1.00	1.00	1.00	2.00	4.00	7.00	15.00	18.00
3835	1.00	1.00	1.00	1.00	1.00	7.00	13.00	19.00	35.32	8708	1.00	1.00	1.00	1.00	2.00	5.00	10.00	18.00	22.00
4001	--	--	1.00	1.00	3.00	5.00	5.90	--	--	8769	1.00	1.00	1.00	1.00	4.00	8.00	13.00	23.00	28.00
4008	--	1.00	1.00	2.75	5.50	12.00	19.90	34.00	--	8879	1.00	1.00	1.00	2.00	3.50	7.00	10.00	18.34	24.00
4010	1.00	1.00	1.00	2.00	5.00	9.00	15.00	26.64	30.00	8884	--	--	1.30	4.75	6.00	11.50	25.90	--	--
4051	1.00	1.00	1.00	1.00	3.00	7.00	12.00	25.46	30.23	8992	1.00	1.00	1.00	2.00	4.00	8.00	15.00	28.00	31.00
4052	1.00	1.00	1.00	1.00	2.00	6.00	10.00	20.00	24.00	9014	--	1.00	1.00	1.00	2.00	6.00	11.00	18.80	--
4098	1.00	1.00	1.00	1.00	4.00	8.00	13.00	23.00	27.00	9023	1.00	1.00	1.00	2.00	4.00	9.00	15.00	27.00	32.00
4202	1.00	1.00	1.00	1.00	2.00	5.00	10.00	20.00	23.00	9247	--	--	1.50	3.00	5.00	12.00	19.00	--	--
4204	1.00	1.00	1.00	2.00	3.00	6.00	10.00	19.00	27.75	9278	--	--	1.90	3.25	7.00	10.50	16.10	--	--
4384	1.00	1.00	1.00	1.00	3.00	8.00	13.00	26.00	31.19	9300	--	--	1.20	2.00	4.00	11.00	21.00	--	--
4386	1.00	1.00	1.00	2.00	4.00	8.00	14.00	26.94	31.00	9364	--	--	1.40	3.00	4.00	9.50	16.60	--	--
4388	1.00	1.00	1.00	2.00	3.00	7.00	13.00	21.00	27.00	9404	1.00	1.00	1.00	1.00	3.00	7.00	12.00	22.00	27.60
4393	1.00	1.00	1.00	1.00	3.00	7.00	12.00	23.00	27.09	9450	1.00	1.00	1.00	1.00	2.00	6.00	11.00	18.98	22.00
4506	1.00	1.00	1.00	1.00	3.00	8.00	13.70	25.00	29.54	9503	1.00	1.00	1.00	2.00	5.00	9.00	15.00	27.00	31.01
4692	1.00	1.00	1.00	2.00	4.00	9.00	14.00	25.00	33.80	9629	1.00	1.00	1.00	1.00	3.00	7.00	12.00	23.00	29.00
4812	1.00	1.00	1.00	1.00	3.00	7.00	13.00	23.00	26.00	9719	1.00	1.00	1.00	1.00	4.00	8.00	14.00	25.00	30.84
4865	1.00	1.00	1.00	1.00	4.00	8.00	13.00	25.00	31.17	9724	1.00	1.00	1.00	1.00	2.00	6.00	11.00	21.00	25.11
4969	1.00	1.00	1.00	1.00	2.00	6.75	13.30	28.12	33.00	9748	1.00	1.00	1.00	1.00	2.00	6.00	11.00	20.00	23.00
4975	1.00	1.00	1.00	1.00	3.00	7.00	12.00	21.26	26.63	9762	1.00	1.00	1.00	2.00	3.00	7.00	12.00	21.00	27.72
4978	1.00	1.00	1.00	1.00	2.00	6.00	10.00	20.14	27.00										

Appendix 3–5.2. Empirical distribution of storm duration defined by 8-hour minimum interevent time for hourly rainfall stations in Oklahoma.

[--, not available]

	Duration (hours)																		
Station no.	1st percentile	2nd percentile	10th percentile	25th percentile	50th percentile (median)	75th percentile	90th percentile	98th percentile	99th percentile	Station no.	1st percentile	2nd percentile	10th percentile	25th percentile	50th percentile (median)	75th percentile	90th percentile	98th percentile	99th percentile
0017	--	--	1.00	2.00	6.50	10.00	20.00	--	--	5063	--	--	1.00	2.75	5.00	16.25	18.50	--	--
0026	1.00	1.00	1.00	2.00	4.00	9.00	16.00	29.00	35.20	5068	1.00	1.00	1.00	2.00	4.00	9.00	12.20	23.00	25.88
0179	1.00	1.00	1.00	1.00	2.00	6.00	11.00	21.00	25.16	5108	1.00	1.00	1.00	2.00	4.00	9.00	17.00	30.00	35.00
0188	1.00	1.00	1.00	2.00	3.00	8.00	13.00	25.00	34.42	5329	--	--	2.00	3.00	5.00	10.50	26.50	--	--
0215	1.00	1.00	1.00	2.00	4.00	9.00	15.00	27.00	33.00	5463	1.00	1.00	1.00	1.00	2.00	6.00	11.00	22.50	27.00
0242	1.00	1.00	1.00	2.00	4.00	8.00	13.00	27.12	36.56	5581	--	--	1.20	3.00	8.00	14.00	23.00	--	--
0256	1.00	1.00	1.00	1.00	3.00	8.00	14.00	25.00	31.00	5582	1.00	1.00	1.00	2.00	4.00	8.00	15.00	29.44	40.00
0260	--	--	1.00	1.00	7.00	13.00	22.90	--	--	5589	1.00	1.00	1.00	1.00	2.00	6.00	12.00	24.00	28.00
0292	1.00	1.00	1.00	1.00	2.00	7.00	13.00	24.00	28.00	5648	1.00	1.00	1.00	1.00	2.00	6.00	11.00	22.00	27.00
0293	1.00	1.00	1.00	1.00	2.00	6.00	12.00	23.00	26.00	5662	1.00	1.00	1.00	2.00	5.00	10.00	18.00	31.62	38.31
0296	1.00	1.00	1.00	2.00	4.00	9.00	16.30	31.00	34.52	5664	1.00	1.00	1.00	1.00	2.00	7.00	14.00	25.02	30.51
0535	1.00	1.00	1.00	1.00	2.00	6.00	12.00	24.36	30.00	6130	1.00	1.00	1.00	2.00	4.00	9.00	15.00	29.00	34.00
0537	1.00	1.00	1.00	1.00	2.00	6.00	12.00	24.00	25.54	6328	1.00	1.00	1.00	2.00	4.00	8.00	14.00	30.00	38.92
0670	1.00	1.00	1.00	1.00	3.00	8.00	14.00	26.00	31.00	6391	--	--	1.00	2.00	3.00	7.00	11.00	--	--
0814	1.00	1.00	1.00	1.00	1.00	1.00	2.20	13.24	26.15	6485	1.00	1.00	1.00	1.00	3.00	8.00	15.00	27.00	32.00
0908	1.00	1.00	1.00	1.00	2.00	5.00	11.00	21.00	23.08	6612	--	--	1.00	1.00	2.00	9.00	15.00	--	--
0912	1.00	1.00	1.00	2.00	3.00	7.00	12.00	22.88	26.00	6616	1.00	1.00	1.00	1.00	3.00	7.00	13.00	24.00	28.00
1148	--	--	1.00	3.00	6.00	11.00	20.40	--	--	6620	1.00	1.00	1.00	1.00	2.00	7.00	12.00	25.00	29.00
1168	1.00	1.00	1.00	2.00	4.00	10.00	17.00	31.00	36.00	6627	1.00	1.00	1.00	1.00	3.00	8.00	14.00	26.00	29.48
1391	--	--	1.00	3.00	5.00	14.00	17.80	--	--	6638	1.00	1.00	1.00	1.00	3.00	8.00	14.00	27.00	32.03
1436	1.00	1.00	1.00	2.00	5.00	10.00	16.30	31.00	37.13	6643	1.00	1.00	1.00	2.00	4.00	8.00	15.60	29.84	36.84
1437	1.00	1.00	1.00	1.00	3.00	7.00	13.00	24.00	30.00	6656	1.00	1.00	1.00	2.00	4.00	8.00	15.80	31.96	38.00
1544	1.00	1.00	1.00	1.00	3.00	8.00	15.00	28.66	33.00	6661	1.00	1.00	1.00	2.00	4.00	9.00	16.00	30.00	37.00
1684	1.00	1.00	1.00	1.00	3.00	7.00	13.00	25.00	29.00	6729	1.00	1.00	1.00	2.00	4.00	9.00	15.00	27.00	32.00
1688	1.00	1.00	1.00	1.75	4.00	9.00	16.70	26.34	27.68	6740	1.00	1.00	1.00	1.00	2.00	5.00	10.30	20.00	24.86
1750	1.00	1.00	1.00	1.00	2.00	6.00	11.00	21.00	29.00	6760	1.00	1.00	1.00	2.00	4.00	8.00	15.00	26.58	35.58
1855	--	--	2.00	4.00	5.00	11.00	16.00	--	--	6859	1.00	1.00	1.00	1.00	3.00	8.00	14.00	27.00	33.00
1891	--	--	--	1.50	2.00	10.50	--	--	--	6926	--	--	2.00	2.50	6.00	10.50	19.20	--	--
1900	1.00	1.00	1.00	2.00	4.00	9.00	15.70	27.00	32.00	6935	1.00	1.00	1.00	1.00	3.00	8.00	14.00	26.70	30.85
1902	1.00	1.00	1.00	1.00	2.00	7.00	13.00	27.00	30.00	6940	--	--	--	--	.00	--	--	--	--
1909	--	--	1.90	3.00	5.00	9.00	21.30	--	--	6944	1.00	1.00	1.00	1.00	3.00	8.00	14.00	25.20	30.10
1954	--	--	2.00	2.25	5.00	10.75	15.20	--	--	7080	1.00	1.00	1.00	1.00	4.00	9.00	16.00	29.00	35.00
2145	1.00	1.00	1.00	2.00	4.00	8.00	14.50	27.80	30.90	7196	1.00	1.00	1.00	1.00	3.00	7.00	14.00	26.00	31.32
2242	--	--	2.00	3.00	6.00	12.50	23.00	--	--	7201	1.00	1.00	1.00	1.00	4.00	9.00	14.00	26.00	32.00
2309	1.00	1.00	1.00	2.00	4.00	9.00	17.00	23.46	24.73	7309	1.00	1.00	1.00	1.00	3.00	7.00	13.00	23.00	28.34
2334	1.00	1.00	1.00	1.00	2.00	6.00	11.10	21.82	25.91	7358	1.00	1.00	1.00	2.00	4.00	10.00	16.00	29.00	32.28
2500	--	--	1.20	3.00	7.00	11.50	23.20	--	--	7372	--	--	2.00	4.00	8.50	12.00	21.90	--	--
2654	1.00	1.00	1.00	1.00	2.00	6.00	12.00	22.00	26.52	7412	1.00	1.00	1.00	1.00	2.00	6.00	11.00	21.00	26.00
2665	1.00	1.00	1.00	2.00	4.00	8.00	14.00	26.00	32.00	7556	1.00	1.00	1.00	1.00	2.00	6.00	12.00	29.40	35.90
2678	--	--	2.00	3.00	6.00	9.00	13.80	--	--	7588	1.00	1.00	1.00	2.00	3.00	7.00	14.00	26.04	34.02
2849	1.00	1.00	1.00	1.00	3.00	7.00	12.00	23.00	29.00	7660	1.00	1.00	1.00	1.00	2.00	6.00	11.00	22.00	28.00
2852	1.00	1.00	1.00	1.00	2.00	6.00	12.00	24.40	25.40	7675	1.00	1.00	1.00	1.00	3.00	7.00	12.00	23.00	26.00
2994	1.00	1.00	1.00	2.00	4.00	8.00	15.00	27.00	34.43	7705	1.00	1.00	1.00	1.00	3.00	7.00	13.00	25.00	30.00
2997	1.00	1.00	1.00	2.00	4.00	10.00	15.00	27.36	30.36	7714	1.00	1.00	1.00	2.00	3.00	8.00	14.00	25.00	36.50
3002	1.00	1.00	1.00	1.00	2.00	6.00	11.00	21.86	26.00	7732	1.00	1.00	1.00	2.00	4.00	9.00	16.00	29.00	34.00
3281	1.00	1.00	1.00	1.00	3.00	7.00	14.00	26.00	32.40	7739	1.00	1.00	1.00	1.00	3.00	7.00	13.00	24.00	27.36
3286	1.00	1.00	1.00	1.00	3.00	8.00	14.00	27.00	31.70	8029	1.00	1.00	1.00	1.00	3.00	7.00	13.00	23.00	32.36
3304	1.00	1.00	1.00	1.00	3.00	7.00	13.00	26.00	30.30	8092	--	--	--	2.25	6.50	13.75	--	--	--
3353	--	--	2.00	3.00	6.50	17.00	49.80	--	--	8101	1.00	1.00	1.00	1.00	2.00	6.00	11.00	24.00	28.00
3407	1.00	1.00	1.00	1.00	3.00	7.00	14.00	31.52	36.04	8290	1.00	1.00	1.00	1.00	3.00	8.00	13.00	25.00	30.29
3497	1.00	1.00	1.00	1.00	3.00	7.00	13.00	26.00	32.64	8420	1.00	1.00	1.00	2.00	4.00	9.00	15.00	26.88	34.00
3628	1.00	1.00	1.00	1.00	2.00	6.00	11.00	22.00	27.00	8470	--	1.00	1.00	2.00	4.00	9.00	16.00	31.52	--
3700	1.00	1.00	1.00	2.00	4.00	9.00	15.00	27.00	33.00	8497	1.00	1.00	1.00	1.00	3.00	8.00	15.00	26.00	32.00
3740	1.00	1.00	1.00	1.00	3.00	7.00	13.00	25.52	30.00	8501	1.00	1.00	1.00	1.00	3.00	7.00	13.00	24.00	29.00
3830	1.00	1.00	1.00	2.00	4.00	8.00	15.00	27.00	39.08	8504	1.00	1.00	1.00	1.00	2.00	5.00	10.00	17.88	19.97
3835	1.00	1.00	1.00	1.00	1.00	7.00	13.00	19.00	35.80	8708	1.00	1.00	1.00	1.00	2.00	6.00	11.10	22.00	26.00
4001	--	--	--	1.00	3.00	5.50	--	--	--	8769	1.00	1.00	1.00	2.00	4.00	9.00	15.00	28.00	33.00
4008	--	--	1.00	4.00	7.00	14.00	22.00	--	--	8879	1.00	1.00	1.00	2.00	4.00	8.00	12.00	19.64	24.00
4010	1.00	1.00	1.00	2.00	5.00	10.00	17.00	30.00	38.00	8884	--	--	1.30	4.75	6.00	11.50	25.90	--	--
4051	1.00	1.00	1.00	1.00	3.00	7.00	14.00	27.00	33.07	8992	1.00	1.00	1.00	2.00	4.00	10.00	17.00	30.00	36.00
4052	1.00	1.00	1.00	1.00	2.00	7.00	13.00	24.00	29.41	9014	--	1.00	1.00	1.00	2.00	7.00	12.20	18.92	--
4098	1.00	1.00	1.00	2.00	4.00	9.00	15.00	27.00	31.00	9023	1.00	1.00	1.00	2.00	5.00	10.00	17.00	31.00	38.01
4202	1.00	1.00	1.00	1.00	2.00	6.00	11.00	22.24	27.00	9247	--	--	2.00	3.00	5.00	12.00	25.80	--	--
4204	1.00	1.00	1.00	2.00	4.00	7.00	13.00	30.00	34.46	9278	--	--	1.60	4.50	7.00	13.00	17.80	--	--
4384	1.00	1.00	1.00	1.00	4.00	9.00	16.00	29.00	36.00	9300	--	--	1.00	2.00	5.00	13.00	23.60	--	--
4386	1.00	1.00	1.00	2.00	4.00	9.00	16.00	29.24	35.62	9364	--	--	1.20	3.00	4.00	11.00	16.80	--	--
4388	1.00	1.00	1.00	2.00	3.50	9.00	14.00	24.04	37.28	9404	1.00	1.00	1.00	1.00	3.00	8.00	14.00	27.00	33.10
4393	1.00	1.00	1.00	1.00	4.00	8.00	14.00	26.00	30.00	9450	1.00	1.00	1.00	1.00	3.00	7.00	12.00	22.00	25.00
4506	1.00	1.00	1.00	1.00	4.00	9.00	15.00	28.00	33.28	9503	1.00	1.00	1.00	2.00	5.00	10.00	17.00	30.00	35.70
4692	1.00	1.00	1.00	2.00	4.00	9.00	15.00	27.00	35.00	9629	1.00	1.00	1.00	1.00	3.00	8.00	15.00	28.00	34.00
4812	1.00	1.00	1.00	2.00	4.00	8.00	14.00	25.56	29.78	9719	1.00	1.00	1.00	2.00	4.00	9.00	15.80	30.00	33.98
4865	1.00	1.00	1.00	2.00	4.00	9.00	16.00	29.46	37.00	9724	1.00	1.00	1.00	1.00	3.00	7.00	14.00	25.66	30.83
4969	1.00	1.00	1.00	1.00	3.00	7.00	14.50	28.60	33.00	9748	1.00	1.00	1.00	1.00	2.00	7.00	13.00	22.00	25.38
4975	1.00	1.00	1.00	1.00	3.00	8.00	14.00	25.00	30.00	9762	1.00	1.00	1.00	2.00	3.00	8.00	13.00	25.00	32.34
4978	1.00	1.00	1.00	1.00	3.00	7.00	13.00	25.00	30.00										

Appendix 3–5.3. Empirical distribution of storm duration defined by 12-hour minimum interevent time for hourly rainfall stations in Oklahoma.

[--, not available]

	Duration (hours)																		
Station no.	1st percentile	2nd percentile	10th percentile	25th percentile	50th percentile (median)	75th percentile	90th percentile	98th percentile	99th percentile	Station no.	1st percentile	2nd percentile	10th percentile	25th percentile	50th percentile (median)	75th percentile	90th percentile	98th percentile	99th percentile
0017	--	--	1.00	2.00	8.00	18.00	33.00	--	--	5063	--	--	1.30	3.50	10.00	18.50	24.60	--	--
0026	1.00	1.00	1.00	2.00	5.00	11.00	19.00	36.00	41.01	5068	1.00	1.00	1.00	2.00	5.00	11.00	18.00	34.70	60.95
0179	1.00	1.00	1.00	1.00	2.00	8.00	16.00	29.00	33.00	5108	1.00	1.00	1.00	2.00	5.00	11.00	21.00	38.00	47.00
0188	1.00	1.00	1.00	2.00	4.00	9.00	17.70	36.34	47.51	5329	--	--	2.00	3.00	6.00	14.50	31.60	--	--
0215	1.00	1.00	1.00	2.00	4.00	10.00	18.00	33.00	41.00	5463	1.00	1.00	1.00	1.00	2.00	8.00	16.00	30.00	36.22
0242	1.00	1.00	1.00	2.00	4.00	9.00	17.00	36.84	49.00	5581	--	--	1.80	3.00	9.00	18.00	24.20	--	--
0256	1.00	1.00	1.00	1.00	4.00	9.00	18.00	33.92	41.00	5582	1.00	1.00	1.00	2.00	4.00	9.00	19.00	37.68	44.60
0260	--	--	1.00	1.00	6.00	18.25	35.10	--	--	5589	1.00	1.00	1.00	1.00	3.00	8.00	16.00	30.00	34.18
0292	1.00	1.00	1.00	1.00	3.00	9.00	17.00	31.00	36.48	5648	1.00	1.00	1.00	1.00	3.00	8.00	15.00	27.00	32.88
0293	1.00	1.00	1.00	1.00	3.00	8.00	15.00	28.00	33.00	5662	1.00	1.00	1.00	2.00	5.00	12.00	22.00	40.56	45.76
0296	1.00	1.00	1.00	2.00	5.00	11.00	21.00	40.32	48.44	5664	1.00	1.00	1.00	1.00	3.00	9.00	18.00	33.30	40.00
0535	1.00	1.00	1.00	1.00	2.50	8.00	18.00	31.00	36.11	6130	1.00	1.00	1.00	2.00	5.00	11.00	20.00	36.00	43.00
0537	1.00	1.00	1.00	1.00	3.00	8.00	15.00	26.00	32.79	6328	1.00	1.00	1.00	2.00	4.00	11.00	18.00	39.84	43.96
0670	1.00	1.00	1.00	1.00	4.00	10.00	18.00	35.00	41.00	6391	--	--	1.00	2.00	3.00	7.00	14.30	--	--
0814	1.00	1.00	1.00	1.00	1.00	1.00	3.00	28.40	29.00	6485	1.00	1.00	1.00	1.00	4.00	11.00	19.00	33.00	39.00
0908	1.00	1.00	1.00	1.00	2.00	6.00	14.00	28.00	35.00	6612	--	--	1.00	1.00	4.00	12.00	18.20	--	--
0912	1.00	1.00	1.00	2.00	3.00	8.00	13.00	25.52	34.26	6616	1.00	1.00	1.00	1.00	3.00	9.00	16.00	29.00	37.00
1148	--	--	1.00	3.50	8.00	14.50	32.20	--	--	6620	1.00	1.00	1.00	1.00	3.00	9.00	17.00	31.12	37.00
1168	1.00	1.00	1.00	2.00	5.00	12.00	22.00	36.00	41.60	6627	1.00	1.00	1.00	1.00	3.50	10.00	17.00	32.46	39.00
1391	--	--	1.00	3.00	5.50	15.00	26.20	--	--	6638	1.00	1.00	1.00	1.00	4.00	10.00	19.00	33.00	40.00
1436	1.00	1.00	1.00	2.00	5.00	11.50	21.00	37.00	46.00	6643	1.00	1.00	1.00	2.00	5.00	12.50	23.20	37.88	49.22
1437	1.00	1.00	1.00	1.00	3.00	10.00	17.00	33.00	39.00	6656	1.00	1.00	1.00	2.00	4.00	11.00	19.00	39.60	47.80
1544	1.00	1.00	1.00	1.00	4.00	11.00	20.00	36.00	42.00	6661	1.00	1.00	1.00	2.00	5.00	12.00	21.00	39.00	47.00
1684	1.00	1.00	1.00	1.00	3.00	9.00	17.00	32.22	38.00	6729	1.00	1.00	1.00	2.00	4.00	10.00	19.00	32.00	37.00
1688	1.00	1.00	1.00	2.00	5.00	12.00	21.30	37.64	44.65	6740	1.00	1.00	1.00	1.00	3.00	6.00	13.00	25.88	33.00
1750	1.00	1.00	1.00	1.00	3.00	8.00	15.00	30.00	36.00	6760	1.00	1.00	1.00	2.00	4.00	9.00	17.00	36.14	46.00
1855	--	--	2.00	5.00	12.50	23.25	32.40	--	--	6859	1.00	1.00	1.00	1.00	4.00	10.00	18.00	33.00	40.02
1891	--	--	--	1.25	2.00	23.75	--	--	--	6926	--	--	2.00	3.00	8.00	12.00	21.00	--	--
1900	1.00	1.00	1.00	2.00	5.00	11.00	19.00	35.00	42.00	6935	1.00	1.00	1.00	1.00	4.00	10.00	18.00	33.00	38.00
1902	1.00	1.00	1.00	1.00	3.00	9.50	18.00	30.56	36.78	6940	--	--	--	--	.00	--	--	--	--
1909	--	--	1.50	2.25	5.00	9.00	49.00	--	--	6944	1.00	1.00	1.00	1.00	4.00	10.00	18.00	32.00	38.10
1954	--	--	2.00	3.00	10.00	14.50	32.00	--	--	7080	1.00	1.00	1.00	2.00	4.00	11.00	19.00	36.00	43.00
2145	1.00	1.00	1.00	1.00	4.00	9.50	19.00	32.00	40.86	7196	1.00	1.00	1.00	1.00	4.00	9.00	17.00	30.02	37.02
2242	--	--	2.00	3.00	6.00	13.00	26.00	--	--	7201	1.00	1.00	1.00	2.00	4.00	10.00	17.60	27.64	36.08
2309	1.00	1.00	1.00	2.00	4.00	11.00	20.00	26.80	33.40	7309	1.00	1.00	1.00	1.00	3.00	9.00	17.00	30.00	37.00
2334	1.00	1.00	1.00	1.00	2.00	8.00	15.00	29.00	34.93	7358	1.00	1.00	1.00	2.00	5.00	11.00	20.00	33.00	46.24
2500	--	--	2.00	6.00	9.00	14.00	24.00	--	--	7372	--	--	2.00	3.75	9.00	18.75	39.00	--	--
2654	1.00	1.00	1.00	1.00	2.00	8.00	16.00	31.22	35.61	7412	1.00	1.00	1.00	1.00	3.00	7.00	14.00	29.00	39.00
2665	1.00	1.00	1.00	2.00	4.00	9.00	17.00	32.04	37.52	7556	1.00	1.00	1.00	1.00	2.00	8.00	15.00	36.00	40.81
2678	--	--	1.90	3.50	6.50	15.25	25.10	--	--	7588	1.00	1.00	1.00	2.00	3.00	8.00	18.00	36.44	50.58
2849	1.00	1.00	1.00	1.00	3.00	8.00	16.00	31.00	37.62	7660	1.00	1.00	1.00	1.00	3.00	7.00	14.00	30.00	36.00
2852	1.00	1.00	1.00	1.00	2.00	8.00	16.00	25.80	28.80	7675	1.00	1.00	1.00	1.00	3.00	9.25	16.00	30.00	35.41
2994	1.00	1.00	1.00	2.00	4.00	10.00	20.90	34.00	42.78	7705	1.00	1.00	1.00	1.00	3.00	9.00	18.00	32.00	41.00
2997	1.00	1.00	1.00	2.00	5.00	11.00	19.00	30.56	40.56	7714	1.00	1.00	1.00	2.00	4.00	10.00	18.00	38.20	51.10
3002	1.00	1.00	1.00	1.00	3.00	7.00	15.00	28.00	32.00	7732	1.00	1.00	1.00	2.00	4.00	11.00	20.00	34.44	43.00
3281	1.00	1.00	1.00	1.00	4.00	9.00	17.00	33.00	39.00	7739	1.00	1.00	1.00	1.00	3.00	9.00	16.00	30.00	36.79
3286	1.00	1.00	1.00	1.00	4.00	9.00	18.00	34.00	43.00	8029	1.00	1.00	1.00	1.00	3.00	8.00	15.00	33.04	45.00
3304	1.00	1.00	1.00	1.00	3.00	8.00	16.00	31.00	40.00	8092	--	--	--	2.25	6.50	13.75	--	--	--
3353	--	--	2.10	3.25	7.50	16.00	71.20	--	--	8101	1.00	1.00	1.00	1.00	2.00	7.00	15.00	29.00	36.00
3407	1.00	1.00	1.00	1.00	5.00	12.00	19.00	43.42	47.68	8290	1.00	1.00	1.00	1.00	4.00	10.00	18.00	34.72	40.86
3497	1.00	1.00	1.00	1.00	3.00	9.00	17.00	33.68	43.68	8420	1.00	1.00	1.00	2.00	4.00	10.00	18.00	36.00	40.44
3628	1.00	1.00	1.00	1.00	3.00	7.00	15.00	29.00	38.00	8470	--	1.00	1.00	2.00	4.00	11.00	19.60	31.68	--
3700	1.00	1.00	1.00	2.00	4.00	10.00	18.00	35.28	44.00	8497	1.00	1.00	1.00	1.00	4.00	11.00	18.00	35.00	42.00
3740	1.00	1.00	1.00	1.00	4.00	9.00	17.00	33.52	40.00	8501	1.00	1.00	1.00	1.00	3.00	9.00	17.00	29.00	35.37
3830	1.00	1.00	1.00	2.00	4.00	10.00	18.00	32.00	40.96	8504	1.00	1.00	1.00	1.00	2.00	7.00	15.00	25.00	36.68
3835	1.00	1.00	1.00	1.00	7.00	12.00	19.00	37.48	49.72	8708	1.00	1.00	1.00	1.00	2.00	8.00	16.00	29.00	35.00
4001	--	--	--	1.50	4.50	10.50	--	--	--	8769	1.00	1.00	1.00	2.00	4.00	10.00	19.00	34.00	43.00
4008	--	--	1.00	4.00	9.00	16.25	27.70	--	--	8879	1.00	1.00	1.00	2.00	4.00	9.00	16.00	29.44	43.32
4010	1.00	1.00	1.00	2.00	5.00	12.00	22.00	38.96	46.48	8884	--	--	--	6.00	7.00	15.50	--	--	--
4051	1.00	1.00	1.00	2.00	4.00	10.00	17.30	34.46	40.00	8992	1.00	1.00	1.00	2.00	5.00	12.00	21.00	38.00	44.99
4052	1.00	1.00	1.00	1.00	3.00	8.00	17.00	30.46	36.00	9014	--	1.00	1.00	2.00	3.00	7.00	13.50	27.00	--
4098	1.00	1.00	1.00	2.00	5.00	11.00	19.00	33.00	40.00	9023	1.00	1.00	1.00	2.00	5.00	12.00	22.00	41.00	47.00
4202	1.00	1.00	1.00	1.00	3.00	8.00	15.00	28.40	36.00	9247	--	--	2.00	3.00	6.00	14.50	26.30	--	--
4204	1.00	1.00	1.00	2.00	4.00	8.00	15.00	40.40	50.00	9278	--	--	1.80	5.00	9.00	16.00	20.80	--	--
4384	1.00	1.00	1.00	2.00	4.00	10.00	20.00	36.00	43.00	9300	--	--	1.00	3.00	6.50	16.75	37.60	--	--
4386	1.00	1.00	1.00	2.00	5.00	11.00	20.00	36.00	41.00	9364	--	--	1.90	3.00	4.50	13.25	26.70	--	--
4388	1.00	1.00	1.00	2.00	4.00	11.00	21.80	45.64	62.24	9404	1.00	1.00	1.00	1.00	4.00	9.00	17.00	35.00	42.01
4393	1.00	1.00	1.00	2.00	4.00	10.00	18.00	32.00	38.00	9450	1.00	1.00	1.00	1.00	3.00	9.00	16.00	28.00	33.92
4506	1.00	1.00	1.00	2.00	4.00	11.00	19.00	34.00	40.00	9503	1.00	1.00	1.00	2.00	5.00	12.00	21.00	41.46	60.19
4692	1.00	1.00	1.00	2.00	5.00	11.00	19.00	34.76	42.44	9629	1.00	1.00	1.00	1.00	4.00	10.00	18.00	35.76	43.00
4812	1.00	1.00	1.00	2.00	4.00	10.00	18.00	33.00	39.00	9719	1.00	1.00	1.00	2.00	4.00	11.00	19.00	34.20	40.60
4865	1.00	1.00	1.00	2.00	5.00	11.00	20.00	37.00	42.00	9724	1.00	1.00	1.00	1.00	3.00	10.00	17.80	31.00	39.74
4969	1.00	1.00	1.00	1.00	3.00	7.50	19.00	32.52	37.60	9748	1.00	1.00	1.00	1.00	3.00	10.00	17.00	30.64	36.00
4975	1.00	1.00	1.00	1.00	4.00	10.00	18.00	33.60	41.80	9762	1.00	1.00	1.00	2.00	4.00	8.00	15.00	32.34	42.17
4978	1.00	1.00	1.00	1.00	3.00	8.00	17.00	33.00	37.59										

Appendix 3–5.4. Empirical distribution of storm duration defined by 18-hour minimum interevent time for hourly rainfall stations in Oklahoma.

[--, not available]

Station no.	Duration (hours) 1st percentile	2nd percentile	10th percentile	25th percentile	50th percentile (median)	75th percentile	90th percentile	98th percentile	99th percentile
0017	--	--	1.00	2.00	9.00	26.00	68.60	--	--
0026	1.00	1.00	1.00	2.00	5.00	14.00	25.50	53.10	64.05
0179	1.00	1.00	1.00	1.00	3.00	11.00	22.00	40.00	46.88
0188	1.00	1.00	1.00	2.00	4.00	11.00	24.40	50.00	67.84
0215	1.00	1.00	1.00	2.00	5.00	13.00	24.00	42.56	51.28
0242	1.00	1.00	1.00	2.00	5.00	11.00	22.00	46.68	61.00
0256	1.00	1.00	1.00	1.00	5.00	13.00	25.00	45.26	55.00
0260	--	--	1.00	1.00	5.00	13.00	44.50	--	--
0292	1.00	1.00	1.00	1.00	4.00	13.50	25.00	48.00	60.30
0293	1.00	1.00	1.00	1.00	3.00	12.00	21.30	39.26	52.26
0296	1.00	1.00	1.00	2.00	6.00	15.00	27.50	59.50	70.85
0535	1.00	1.00	1.00	1.00	3.00	12.00	24.00	41.00	48.24
0537	1.00	1.00	1.00	1.00	3.00	11.00	21.80	40.00	56.08
0670	1.00	1.00	1.00	1.00	4.00	13.00	24.00	45.00	52.62
0814	1.00	1.00	1.00	1.00	1.00	1.00	10.10	28.46	88.15
0908	1.00	1.00	1.00	1.00	2.00	8.00	19.00	37.00	43.83
0912	1.00	1.00	1.00	2.00	4.00	9.00	19.00	34.52	37.00
1148	--	--	1.00	3.00	7.00	16.00	55.80	--	--
1168	1.00	1.00	1.00	2.00	6.00	15.00	27.00	49.00	55.00
1391	--	--	1.00	2.75	5.00	15.75	46.10	--	--
1436	1.00	1.00	1.00	3.00	6.00	14.00	28.00	47.74	61.35
1437	1.00	1.00	1.00	1.00	5.00	14.00	25.00	44.08	50.00
1544	1.00	1.00	1.00	1.00	5.00	15.00	27.00	48.14	56.71
1684	1.00	1.00	1.00	1.00	4.00	12.00	22.00	40.00	50.00
1688	1.00	1.00	1.00	2.00	5.00	13.25	23.10	42.46	56.20
1750	1.00	1.00	1.00	1.00	4.00	11.00	21.00	38.00	49.00
1855	--	--	2.00	5.00	12.00	32.00	62.80	--	--
1891	--	--	--	1.25	2.00	23.75	--	--	--
1900	1.00	1.00	1.00	2.00	5.00	13.00	25.00	45.36	56.68
1902	1.00	1.00	1.00	1.00	4.00	13.00	22.00	38.12	43.56
1909	--	--	1.30	2.00	6.00	12.25	61.90	--	--
1954	--	--	2.00	3.00	10.50	26.50	71.00	--	--
2145	1.00	1.00	1.00	1.00	5.00	11.00	24.00	40.80	57.60
2242	--	--	2.00	3.00	6.50	15.00	35.60	--	--
2309	1.00	1.00	1.00	2.00	5.00	13.00	23.70	35.96	49.63
2334	1.00	1.00	1.00	1.00	3.00	10.00	21.00	40.32	48.00
2500	--	--	2.00	6.00	9.00	17.00	38.40	--	--
2654	1.00	1.00	1.00	1.00	4.00	13.00	24.00	41.00	50.88
2665	1.00	1.00	1.00	2.00	4.00	11.00	23.00	43.00	52.22
2678	--	--	1.40	3.00	14.00	27.50	55.40	--	--
2849	1.00	1.00	1.00	1.00	4.00	11.00	22.00	45.68	56.00
2852	1.00	1.00	1.00	1.00	3.00	11.00	21.00	37.26	48.15
2994	1.00	1.00	1.00	2.00	4.00	14.00	27.00	47.78	57.00
2997	1.00	1.00	1.00	2.25	6.00	13.00	26.00	41.22	46.22
3002	1.00	1.00	1.00	1.00	3.00	9.00	19.80	37.00	44.28
3281	1.00	1.00	1.00	1.00	4.00	11.00	22.00	42.00	49.99
3286	1.00	1.00	1.00	2.00	4.00	13.00	24.00	45.80	55.00
3304	1.00	1.00	1.00	1.00	4.00	11.00	22.00	40.00	48.97
3353	--	--	1.90	3.75	8.00	17.50	108.40	--	--
3407	1.00	1.00	1.00	1.00	7.00	14.00	25.00	55.96	61.58
3497	1.00	1.00	1.00	1.00	4.00	11.00	23.00	45.04	58.00
3628	1.00	1.00	1.00	1.00	3.00	9.00	20.00	39.00	49.99
3700	1.00	1.00	1.00	2.00	5.00	12.00	23.00	45.94	57.47
3740	1.00	1.00	1.00	1.00	4.00	11.00	22.00	40.94	49.00
3830	1.00	1.00	1.00	2.00	4.00	12.00	23.70	45.00	67.70
3835	1.00	1.00	1.00	1.00	7.00	13.00	25.00	51.64	68.44
4001	--	--	--	1.00	5.00	20.75	--	--	--
4008	--	--	1.00	4.00	9.00	23.50	57.80	--	--
4010	1.00	1.00	1.00	2.00	6.00	15.00	28.00	51.76	58.38
4051	1.00	1.00	1.00	2.00	5.00	13.00	24.00	43.86	49.43
4052	1.00	1.00	1.00	1.00	4.00	12.00	23.00	41.00	50.24
4098	1.00	1.00	1.00	2.00	5.00	14.00	25.00	42.00	50.00
4202	1.00	1.00	1.00	1.00	3.00	11.00	22.00	41.88	48.00
4204	1.00	1.00	1.00	2.00	4.00	11.00	25.20	48.48	50.00
4384	1.00	1.00	1.00	2.00	5.00	14.00	26.00	47.78	60.00
4386	1.00	1.00	1.00	2.00	6.00	15.00	27.00	45.94	54.94
4388	1.00	1.00	1.00	2.00	4.00	13.00	25.00	51.60	62.90
4393	1.00	1.00	1.00	2.00	5.00	13.00	24.00	42.00	48.99
4506	1.00	1.00	1.00	2.00	5.00	13.75	26.00	45.78	53.39
4692	1.00	1.00	1.00	2.00	5.00	12.00	22.00	41.56	51.78
4812	1.00	1.00	1.00	2.00	5.00	13.00	24.00	41.00	48.00
4865	1.00	1.00	1.00	2.00	5.00	14.00	26.00	47.00	57.00
4969	1.00	1.00	1.00	1.00	3.00	11.00	22.00	54.00	70.50
4975	1.00	1.00	1.00	2.00	5.00	13.00	23.00	45.00	50.27
4978	1.00	1.00	1.00	1.00	4.00	12.00	23.00	42.00	52.32
5063	--	--	1.20	5.00	16.00	19.00	26.00	--	--
5068	1.00	1.00	1.00	2.00	6.00	12.00	23.80	63.48	80.36
5108	1.00	1.00	1.00	2.00	6.00	15.00	26.00	48.92	56.00
5329	--	--	2.00	3.00	6.00	18.00	68.00	--	--
5463	1.00	1.00	1.00	1.00	3.00	11.00	21.00	38.00	45.31
5581	--	--	2.20	5.50	13.00	23.50	80.60	--	--
5582	1.00	1.00	1.00	2.00	5.00	11.50	25.80	44.36	51.14
5589	1.00	1.00	1.00	1.00	4.00	12.00	22.00	40.22	49.61
5648	1.00	1.00	1.00	1.00	4.00	11.00	21.00	39.26	50.13
5662	1.00	1.00	1.00	2.00	6.00	15.00	28.00	55.80	65.80
5664	1.00	1.00	1.00	1.00	4.00	13.00	25.00	43.48	47.74
6130	1.00	1.00	1.00	2.00	5.00	14.00	27.00	46.00	55.00
6328	1.00	1.00	1.00	2.00	5.00	12.00	24.00	49.80	62.45
6391	--	--	1.00	2.00	4.00	12.00	19.60	--	--
6485	1.00	1.00	1.00	1.00	5.00	14.00	25.00	42.00	49.00
6612	--	--	1.00	1.00	5.50	12.75	35.90	--	--
6616	1.00	1.00	1.00	1.00	4.00	12.00	22.00	40.00	47.77
6620	1.00	1.00	1.00	1.00	3.00	12.00	22.40	39.00	51.70
6627	1.00	1.00	1.00	1.00	4.00	13.00	24.00	42.00	47.04
6638	1.00	1.00	1.00	1.00	4.00	13.00	24.00	45.00	54.00
6643	1.00	1.00	1.00	2.00	6.00	16.00	28.10	64.84	88.09
6656	1.00	1.00	1.00	2.00	5.00	13.25	28.90	55.00	60.58
6661	1.00	1.00	1.00	2.00	6.00	16.00	27.00	49.00	60.00
6729	1.00	1.00	1.00	2.00	5.00	13.00	23.00	42.24	50.12
6740	1.00	1.00	1.00	1.00	3.00	9.00	18.00	34.00	39.60
6760	1.00	1.00	1.00	2.00	5.00	12.00	22.00	41.72	53.44
6859	1.00	1.00	1.00	1.00	5.00	13.00	24.00	43.16	53.00
6926	--	--	1.70	3.50	10.50	20.75	33.40	--	--
6935	1.00	1.00	1.00	1.00	5.00	13.00	24.00	42.00	52.00
6940	--	--	--	--	.00	--	--	--	--
6944	1.00	1.00	1.00	1.00	4.00	13.00	24.00	43.00	53.00
7080	1.00	1.00	1.00	2.00	5.00	14.00	27.00	48.00	58.12
7196	1.00	1.00	1.00	1.00	4.00	12.00	23.00	41.00	48.82
7201	1.00	1.00	1.00	2.00	5.00	12.25	25.00	47.90	53.15
7309	1.00	1.00	1.00	1.00	4.00	13.00	23.00	38.00	48.60
7358	1.00	1.00	1.00	2.00	5.00	14.00	25.00	45.76	57.00
7372	--	--	2.00	3.25	9.00	22.25	53.00	--	--
7412	1.00	1.00	1.00	1.00	3.00	9.00	20.00	39.00	47.22
7556	1.00	1.00	1.00	1.00	3.00	11.00	23.00	43.88	48.72
7588	1.00	1.00	1.00	1.00	4.00	11.00	22.00	52.80	67.40
7660	1.00	1.00	1.00	1.00	3.00	9.00	21.00	40.14	47.00
7675	1.00	1.00	1.00	1.00	4.00	12.00	23.00	39.84	46.92
7705	1.00	1.00	1.00	1.00	4.00	12.00	23.00	45.54	53.27
7714	1.00	1.00	1.00	2.00	4.00	12.00	21.00	50.96	56.48
7732	1.00	1.00	1.00	2.00	5.00	13.00	25.00	41.76	48.76
7739	1.00	1.00	1.00	1.00	4.00	13.00	23.60	42.00	50.00
8029	1.00	1.00	1.00	1.00	4.00	9.00	19.00	39.06	60.42
8092	--	--	--	2.25	11.00	18.25	--	--	--
8101	1.00	1.00	1.00	1.00	3.00	9.00	21.00	38.00	47.00
8290	1.00	1.00	1.00	1.00	5.00	12.50	24.00	48.00	55.00
8420	1.00	1.00	1.00	2.00	5.00	12.00	24.00	46.76	52.00
8470	--	--	1.00	2.00	4.00	14.00	25.00	--	--
8497	1.00	1.00	1.00	1.00	4.00	13.00	24.00	47.00	53.44
8501	1.00	1.00	1.00	1.00	4.00	11.00	22.00	38.00	46.59
8504	1.00	1.00	1.00	1.00	4.00	10.25	19.00	41.14	55.26
8708	1.00	1.00	1.00	1.00	3.00	10.00	21.00	38.00	45.92
8769	1.00	1.00	1.00	2.00	5.00	13.00	24.00	45.00	53.32
8879	1.00	1.00	1.00	2.00	5.00	12.00	23.00	36.66	57.95
8884	--	--	--	6.00	14.00	29.00	--	--	--
8992	1.00	1.00	1.00	2.00	6.00	16.00	28.00	49.00	57.00
9014	--	1.00	1.00	2.00	3.50	8.25	15.40	27.92	--
9023	1.00	1.00	1.00	2.00	6.00	16.00	28.00	49.00	59.40
9247	--	--	2.00	3.00	9.00	16.00	26.60	--	--
9278	--	--	1.00	5.00	9.00	22.00	35.00	--	--
9300	--	--	1.00	3.00	10.00	21.50	45.80	--	--
9364	--	--	1.50	3.00	4.00	5.75	50.50	--	--
9404	1.00	1.00	1.00	1.00	4.00	12.00	23.00	43.00	51.00
9450	1.00	1.00	1.00	1.00	4.00	12.00	22.00	40.00	47.00
9503	1.00	1.00	1.00	3.00	7.00	16.00	30.40	65.64	79.28
9629	1.00	1.00	1.00	2.00	4.00	13.00	25.00	45.00	56.57
9719	1.00	1.00	1.00	2.00	5.00	12.00	23.00	44.40	50.00
9724	1.00	1.00	1.00	1.00	4.00	13.00	24.00	45.88	54.76
9748	1.00	1.00	1.00	1.00	4.00	14.00	25.00	43.00	51.00
9762	1.00	1.00	1.00	2.00	4.00	10.00	20.80	41.00	53.96

Appendix 3–5.5. Empirical distribution of storm duration defined by 24-hour minimum interevent time for hourly rainfall stations in Oklahoma.

[--, not available]

Station no.	Duration (hours) 1st percentile	2nd percentile	10th percentile	25th percentile	50th percentile (median)	75th percentile	90th percentile	98th percentile	99th percentile
0017	--	--	1.00	2.00	9.00	43.00	104.00	--	--
0026	1.00	1.00	1.00	3.00	7.00	19.00	34.00	62.00	75.84
0179	1.00	1.00	1.00	1.00	4.00	16.00	28.00	50.62	59.62
0188	1.00	1.00	1.00	2.00	5.00	14.00	31.00	59.58	71.16
0215	1.00	1.00	1.00	2.00	5.00	15.00	28.00	52.76	64.38
0242	1.00	1.00	1.00	2.00	5.00	13.00	28.00	59.60	73.00
0256	1.00	1.00	1.00	1.00	6.00	17.00	31.00	57.00	73.01
0260	--	--	1.00	1.00	7.00	19.00	49.20	--	--
0292	1.00	1.00	1.00	1.00	5.00	17.00	31.00	58.20	67.85
0293	1.00	1.00	1.00	1.00	4.00	14.00	28.50	55.10	71.10
0296	1.00	1.00	1.00	2.00	6.00	17.00	31.00	68.02	93.70
0535	1.00	1.00	1.00	1.00	4.00	16.00	30.00	53.00	65.70
0537	1.00	1.00	1.00	1.00	5.00	16.00	27.80	51.88	57.72
0670	1.00	1.00	1.00	1.00	5.00	17.00	31.00	56.00	69.18
0814	--	1.00	1.00	1.00	1.00	1.00	21.00	49.90	--
0908	1.00	1.00	1.00	1.00	3.00	14.00	27.00	49.74	52.00
0912	1.00	1.00	1.00	2.00	4.00	13.00	28.00	49.70	57.45
1148	--	--	1.00	3.00	8.00	17.00	66.40	--	--
1168	1.00	1.00	1.00	2.00	7.00	19.00	33.00	62.00	76.00
1391	--	--	1.00	3.00	9.50	32.00	69.00	--	--
1436	1.00	1.00	1.00	3.00	7.00	18.50	34.00	72.12	87.06
1437	1.00	1.00	1.00	1.00	6.00	19.00	32.70	55.34	65.00
1544	1.00	1.00	1.00	2.00	6.00	19.00	36.00	63.00	78.00
1684	1.00	1.00	1.00	1.00	5.00	16.00	28.00	53.00	63.44
1688	1.00	1.00	1.00	2.00	6.00	16.50	37.40	68.48	77.96
1750	1.00	1.00	1.00	1.00	4.00	14.00	27.00	52.00	61.00
1855	--	--	2.00	5.00	12.00	32.00	62.80	--	--
1891	--	--	--	--	24.00	--	--	--	--
1900	1.00	1.00	1.00	2.00	6.00	16.00	30.00	56.92	70.88
1902	1.00	1.00	1.00	1.00	5.00	16.00	29.00	48.34	58.00
1909	--	--	2.00	5.00	8.00	21.25	73.70	--	--
1954	--	--	2.00	3.75	14.50	39.50	114.80	--	--
2145	1.00	1.00	1.00	1.00	5.00	15.00	30.30	55.86	67.44
2242	--	--	2.30	4.50	8.50	23.00	65.60	--	--
2309	1.00	1.00	1.00	3.00	8.00	21.00	30.00	64.62	109.20
2334	1.00	1.00	1.00	1.00	4.00	13.00	26.00	51.20	66.20
2500	--	--	4.00	7.50	12.00	38.00	77.60	--	--
2654	1.00	1.00	1.00	1.00	5.00	18.00	30.50	52.00	65.85
2665	1.00	1.00	1.00	2.00	5.00	13.00	27.00	55.00	67.62
2678	--	--	1.40	3.00	14.00	27.50	55.40	--	--
2849	1.00	1.00	1.00	1.00	4.00	15.00	28.00	54.42	66.42
2852	1.00	1.00	1.00	1.00	3.50	15.00	28.30	50.00	60.32
2994	1.00	1.00	1.00	2.00	5.00	18.00	33.00	63.96	74.44
2997	1.00	1.00	1.00	3.00	6.00	15.50	31.00	51.00	67.10
3002	1.00	1.00	1.00	1.00	3.00	12.00	25.00	50.00	58.56
3281	1.00	1.00	1.00	1.00	5.00	14.00	29.00	51.12	65.56
3286	1.00	1.00	1.00	2.00	5.00	16.00	30.00	54.00	66.00
3304	1.00	1.00	1.00	2.00	4.00	14.00	28.00	52.00	62.00
3353	--	--	1.80	3.50	8.00	15.00	126.00	--	--
3407	1.00	1.00	1.00	1.00	7.00	19.00	37.00	61.76	76.92
3497	1.00	1.00	1.00	1.00	4.00	15.00	29.00	57.00	67.77
3628	1.00	1.00	1.00	1.00	4.00	13.00	27.00	52.00	60.90
3700	1.00	1.00	1.00	2.00	5.00	15.00	30.00	57.04	71.08
3740	1.00	1.00	1.00	2.00	5.00	14.00	27.00	50.92	60.00
3830	1.00	1.00	1.00	2.00	5.00	15.25	31.00	62.26	70.52
3835	1.00	1.00	1.00	1.00	7.00	19.00	36.20	92.20	113.08
4001	--	--	--	1.00	5.00	20.75	--	--	--
4008	--	--	1.00	4.00	9.00	23.50	57.80	--	--
4010	1.00	1.00	1.00	2.00	7.00	18.00	34.00	60.96	79.36
4051	1.00	1.00	1.00	2.00	5.00	15.00	31.00	60.56	73.17
4052	1.00	1.00	1.00	1.00	4.00	16.00	30.00	60.70	72.35
4098	1.00	1.00	1.00	2.00	6.00	17.00	30.00	53.00	71.00
4202	1.00	1.00	1.00	1.00	4.00	15.00	28.00	52.00	69.00
4204	1.00	1.00	1.00	2.00	5.00	16.50	32.00	50.00	58.97
4384	1.00	1.00	1.00	2.00	6.00	18.00	34.00	62.00	72.55
4386	1.00	1.00	1.00	2.00	7.00	20.00	35.00	56.66	71.33
4388	--	1.00	1.00	2.00	4.00	16.00	43.00	75.12	--
4393	1.00	1.00	1.00	2.00	5.00	15.00	29.00	50.00	60.40
4506	1.00	1.00	1.00	2.00	6.00	16.00	31.00	57.00	68.64
4692	1.00	1.00	1.00	2.00	6.00	14.00	26.00	48.40	57.10
4812	1.00	1.00	1.00	2.00	5.00	16.00	29.00	55.64	69.00
4865	1.00	1.00	1.00	2.00	6.00	18.00	33.00	61.00	74.49
4969	1.00	1.00	1.00	1.00	3.00	13.00	27.00	73.32	87.22
4975	1.00	1.00	1.00	2.00	5.00	16.00	29.00	60.00	70.40
4978	1.00	1.00	1.00	1.00	5.00	15.00	28.00	53.00	63.11
5063	--	--	--	15.50	19.00	22.00	--	--	--
5068	--	1.00	1.00	2.00	8.00	20.00	34.00	76.80	--
5108	1.00	1.00	1.00	2.00	7.00	18.00	33.00	63.00	78.00
5329	--	--	2.00	3.00	6.00	16.50	74.60	--	--
5463	1.00	1.00	1.00	1.00	4.00	15.00	28.00	51.80	68.20
5581	--	--	2.80	9.00	16.00	31.25	96.30	--	--
5582	1.00	1.00	1.00	2.00	6.00	17.50	31.80	55.52	75.70
5589	1.00	1.00	1.00	1.00	4.50	16.00	29.00	52.18	63.18
5648	1.00	1.00	1.00	1.00	4.00	14.00	28.00	55.00	65.83
5662	1.00	1.00	1.00	3.00	8.00	21.00	37.10	68.64	95.46
5664	1.00	1.00	1.00	1.00	5.00	17.00	30.00	56.12	69.00
6130	1.00	1.00	1.00	2.00	7.00	18.00	32.00	58.12	71.06
6328	1.00	1.00	1.00	2.00	5.00	15.00	28.00	56.42	62.71
6391	--	--	1.00	2.00	8.00	22.75	32.00	--	--
6485	1.00	1.00	1.00	2.00	6.00	18.00	32.00	57.02	69.00
6612	--	--	1.00	1.00	5.00	17.00	40.00	--	--
6616	1.00	1.00	1.00	1.00	5.00	15.00	28.00	49.00	64.35
6620	1.00	1.00	1.00	1.00	5.00	16.00	28.60	55.52	68.00
6627	1.00	1.00	1.00	1.00	5.00	15.00	29.00	54.32	71.49
6638	1.00	1.00	1.00	1.00	6.00	17.00	30.00	59.60	72.00
6643	1.00	1.00	1.00	2.00	6.00	19.00	37.00	69.08	94.92
6656	1.00	1.00	1.00	2.00	7.00	17.00	38.40	69.56	85.12
6661	1.00	1.00	1.00	2.00	7.00	20.00	35.00	65.00	75.00
6729	1.00	1.00	1.00	2.00	6.00	17.00	31.00	54.00	65.82
6740	1.00	1.00	1.00	1.00	4.00	12.00	25.00	44.00	53.24
6760	1.00	1.00	1.00	2.00	5.00	14.00	27.60	54.84	69.96
6859	1.00	1.00	1.00	2.00	5.00	15.75	30.00	55.40	70.35
6926	--	--	1.50	7.50	13.50	24.25	50.50	--	--
6935	1.00	1.00	1.00	1.00	5.00	16.00	29.00	54.74	63.37
6940	--	--	--	--	.00	--	--	--	--
6944	1.00	1.00	1.00	1.00	5.00	16.00	30.00	54.24	66.00
7080	1.00	1.00	1.00	2.00	6.00	18.00	33.00	59.00	80.00
7196	1.00	1.00	1.00	1.00	5.00	15.00	27.00	49.00	57.02
7201	1.00	1.00	1.00	2.00	7.00	21.00	34.00	54.20	59.80
7309	1.00	1.00	1.00	1.00	5.00	15.00	28.00	53.00	63.00
7358	1.00	1.00	1.00	3.00	6.00	18.00	32.00	60.24	78.00
7372	--	--	2.00	5.50	11.00	32.25	61.30	--	--
7412	1.00	1.00	1.00	1.00	4.00	12.00	27.00	52.00	61.57
7556	1.00	1.00	1.00	1.00	4.00	17.00	31.00	49.22	61.77
7588	1.00	1.00	1.00	1.00	4.00	13.00	28.90	58.00	77.07
7660	1.00	1.00	1.00	1.00	4.00	13.00	27.00	49.10	61.10
7675	1.00	1.00	1.00	1.00	5.00	15.00	29.00	51.86	63.93
7705	1.00	1.00	1.00	1.00	5.00	16.00	31.00	55.44	69.22
7714	1.00	1.00	1.00	2.00	5.00	14.00	28.00	60.00	73.94
7732	1.00	1.00	1.00	2.00	5.00	16.00	30.00	53.00	61.10
7739	1.00	1.00	1.00	1.00	5.00	16.00	29.00	52.00	61.02
8029	1.00	1.00	1.00	1.00	4.00	12.00	26.00	50.94	71.85
8092	--	--	--	2.25	11.00	18.25	--	--	--
8101	1.00	1.00	1.00	1.00	4.00	13.00	28.00	51.00	62.65
8290	1.00	1.00	1.00	1.00	5.00	15.00	30.00	55.00	69.02
8420	1.00	1.00	1.00	2.00	5.00	14.00	28.00	53.66	73.66
8470	--	--	1.00	2.00	4.00	14.50	27.10	--	--
8497	1.00	1.00	1.00	2.00	5.00	17.00	31.00	61.00	71.00
8501	1.00	1.00	1.00	2.00	5.00	14.00	29.00	52.00	62.37
8504	1.00	1.00	1.00	1.00	4.00	12.75	25.00	52.52	63.00
8708	1.00	1.00	1.00	1.00	4.00	14.00	27.00	52.00	57.93
8769	1.00	1.00	1.00	2.00	6.00	17.00	30.00	57.00	69.40
8879	1.00	1.00	1.00	2.50	6.00	15.00	31.00	68.80	75.16
8884	--	--	--	6.00	14.00	29.00	--	--	--
8992	1.00	1.00	1.00	2.00	7.00	20.00	35.00	60.74	74.00
9014	--	1.00	1.00	2.00	4.00	16.25	28.00	42.60	--
9023	1.00	1.00	1.00	3.00	7.00	20.00	35.00	63.74	76.74
9247	--	--	2.00	3.00	12.00	26.00	39.60	--	--
9278	--	--	1.00	7.00	16.00	27.00	54.00	--	--
9300	--	--	1.50	4.00	15.50	25.75	58.50	--	--
9364	--	--	1.50	3.00	4.00	12.00	50.50	--	--
9404	1.00	1.00	1.00	2.00	5.00	15.25	29.00	54.14	69.00
9450	1.00	1.00	1.00	1.00	5.00	16.00	29.00	50.82	64.00
9503	1.00	1.00	1.00	3.00	7.50	19.00	38.00	72.74	100.06
9629	1.00	1.00	1.00	2.00	5.00	16.50	31.00	58.00	69.00
9719	1.00	1.00	1.00	2.00	5.00	14.00	30.00	50.64	57.82
9724	1.00	1.00	1.00	1.00	5.00	18.00	31.40	58.28	75.00
9748	1.00	1.00	1.00	1.00	6.00	19.00	31.20	58.64	67.96
9762	1.00	1.00	1.00	2.00	5.00	13.00	27.00	54.00	62.00

Appendix 3–5.6. Empirical distribution of storm duration defined by 48-hour minimum interevent time for hourly rainfall stations in Oklahoma.

[--, not available]

	Duration (hours)																		
Station no.	1st percentile	2nd percentile	10th percentile	25th percentile	50th percentile (median)	75th percentile	90th percentile	98th percentile	99th percentile	Station no.	1st percentile	2nd percentile	10th percentile	25th percentile	50th percentile (median)	75th percentile	90th percentile	98th percentile	99th percentile
0017	--	--	1.00	1.00	6.00	75.00	123.60	--	--	5063	--	--	--	15.50	19.00	22.00	--	--	--
0026	1.00	1.00	1.00	3.00	9.00	33.00	64.00	122.02	147.51	5068	--	1.00	1.00	3.00	11.00	43.00	96.20	129.36	--
0179	1.00	1.00	1.00	1.00	7.00	26.00	52.00	97.72	117.24	5108	1.00	1.00	1.00	3.00	10.00	31.00	60.00	116.04	132.00
0188	1.00	1.00	1.00	2.00	6.00	25.00	58.90	107.74	127.16	5329	--	--	5.40	14.25	41.00	104.75	134.00	--	--
0215	1.00	1.00	1.00	2.00	8.00	27.00	57.00	113.48	136.87	5463	1.00	1.00	1.00	1.00	8.00	32.00	59.90	103.38	121.45
0242	1.00	1.00	1.00	2.00	7.00	24.00	55.00	116.44	139.44	5581	--	--	1.60	8.50	23.50	111.50	144.90	--	--
0256	1.00	1.00	1.00	2.00	10.00	32.00	68.00	119.00	143.00	5582	1.00	1.00	2.00	3.00	8.00	31.00	63.60	115.76	121.44
0260	--	--	1.00	5.50	20.00	65.75	131.00	--	--	5589	1.00	1.00	1.00	1.00	8.00	29.00	59.00	108.00	125.10
0292	1.00	1.00	1.00	1.00	9.00	30.00	64.00	137.84	172.96	5648	1.00	1.00	1.00	2.00	7.00	28.00	56.00	104.00	118.52
0293	1.00	1.00	1.00	2.00	7.00	27.00	60.00	106.00	135.00	5662	1.00	1.00	1.00	3.00	12.00	39.00	70.40	142.80	170.88
0296	1.00	1.00	1.00	3.00	9.00	35.00	74.00	126.08	143.39	5664	1.00	1.00	1.00	2.00	9.50	30.00	60.00	112.00	135.50
0535	1.00	1.00	1.00	1.00	9.00	34.75	65.00	124.00	149.00	6130	1.00	1.00	1.00	3.00	10.00	34.25	66.00	122.56	147.78
0537	1.00	1.00	1.00	1.00	7.00	31.00	85.00	132.00	149.82	6328	1.00	1.00	1.00	3.00	8.00	23.00	56.60	120.00	125.00
0670	1.00	1.00	1.00	2.00	10.00	34.00	65.00	120.92	149.96	6391	--	--	1.00	2.75	13.50	48.00	73.80	--	--
0814	--	1.00	1.00	1.00	1.00	25.50	49.20	140.60	--	6485	1.00	1.00	1.00	2.00	10.50	33.00	65.00	122.78	150.39
0908	1.00	1.00	1.00	1.00	5.00	28.00	55.00	109.46	121.46	6612	--	--	1.00	1.00	21.50	106.00	141.40	--	--
0912	1.00	1.00	1.00	2.00	6.00	24.00	53.80	109.84	126.00	6616	1.00	1.00	1.00	2.00	9.00	30.00	61.00	110.06	132.65
1148	--	--	1.60	4.50	29.50	104.75	135.10	--	--	6620	1.00	1.00	1.00	1.00	8.00	28.00	57.00	104.60	122.40
1168	1.00	1.00	1.00	3.00	11.00	33.00	62.00	124.00	157.26	6627	1.00	1.00	1.00	2.00	8.00	29.00	62.00	122.00	135.00
1391	--	--	1.00	2.00	22.00	62.00	110.20	--	--	6638	1.00	1.00	1.00	2.00	9.00	33.00	68.00	121.00	135.02
1436	1.00	1.00	2.00	4.00	11.00	34.25	65.00	121.22	146.22	6643	1.00	1.00	1.00	3.00	9.00	29.00	67.60	126.76	177.08
1437	1.00	1.00	1.00	2.00	11.00	37.00	73.00	122.58	143.87	6656	1.00	1.00	1.00	3.00	11.00	39.50	66.00	135.20	146.10
1544	1.00	1.00	1.00	3.00	11.00	36.00	72.00	132.14	165.00	6661	1.00	1.00	1.00	3.00	13.00	38.00	73.00	126.66	147.00
1684	1.00	1.00	1.00	2.00	8.00	29.00	60.00	114.00	129.00	6729	1.00	1.00	1.00	3.00	9.00	32.00	61.00	116.96	129.96
1688	1.00	1.00	1.00	2.00	6.00	27.00	55.80	137.76	158.78	6740	1.00	1.00	1.00	1.00	5.00	26.00	51.00	85.04	95.52
1750	1.00	1.00	1.00	2.00	8.00	30.00	56.00	107.00	127.90	6760	1.00	1.00	1.00	2.00	7.00	24.00	52.00	107.90	125.80
1855	--	--	2.00	4.00	13.00	68.50	245.00	--	--	6859	1.00	1.00	1.00	2.00	9.00	31.00	60.00	116.00	142.80
1891	--	--	--	--	46.50	--	--	--	--	6926	--	--	--	7.00	23.00	77.50	--	--	--
1900	1.00	1.00	1.00	3.00	9.00	31.00	61.10	117.00	137.47	6935	1.00	1.00	1.00	2.00	9.00	33.00	62.40	113.16	140.00
1902	1.00	1.00	1.00	2.00	9.00	33.00	65.00	116.10	140.00	6940	--	--	--	--	.00	--	--	--	--
1909	--	--	1.60	3.00	19.00	98.00	128.00	--	--	6944	1.00	1.00	1.00	2.00	9.00	31.00	61.00	114.76	134.76
1954	--	--	2.00	3.50	26.50	73.00	153.00	--	--	7080	1.00	1.00	1.00	3.00	10.00	34.00	66.60	125.44	153.36
2145	1.00	1.00	1.00	2.00	7.50	27.75	49.60	94.52	125.09	7196	1.00	1.00	1.00	2.00	7.00	28.00	53.00	101.96	133.92
2242	--	--	2.50	8.75	27.50	96.00	129.00	--	--	7201	1.00	1.00	1.00	3.00	11.00	34.00	70.60	120.24	160.08
2309	1.00	1.00	1.00	3.00	13.50	44.00	72.50	123.00	137.74	7309	1.00	1.00	1.00	2.00	10.00	36.00	65.60	121.00	141.12
2334	1.00	1.00	1.00	1.00	7.00	25.00	53.30	108.26	130.65	7358	1.00	1.00	2.00	3.00	11.00	33.00	62.00	117.00	143.68
2500	--	--	--	11.00	31.00	83.50	--	--	--	7372	--	--	2.60	6.00	13.00	70.00	131.00	--	--
2654	1.00	1.00	1.00	2.00	9.00	30.00	58.80	122.00	153.06	7412	1.00	1.00	1.00	1.00	5.00	26.00	52.00	104.10	119.65
2665	1.00	1.00	1.00	2.00	7.00	24.00	53.00	97.88	112.91	7556	1.00	1.00	1.00	1.00	8.00	34.00	64.00	114.00	133.70
2678	--	--	--	4.25	19.00	47.50	--	--	--	7588	1.00	1.00	1.00	1.25	5.00	27.00	61.00	125.36	139.72
2849	1.00	1.00	1.00	2.00	7.00	28.00	58.00	108.72	134.86	7660	1.00	1.00	1.00	1.00	5.00	24.00	52.00	101.86	120.00
2852	1.00	1.00	1.00	1.00	6.00	23.00	47.10	106.00	122.21	7675	1.00	1.00	1.00	1.00	8.00	28.00	62.00	120.24	136.52
2994	1.00	1.00	1.00	3.00	9.00	35.00	63.00	108.40	135.70	7705	1.00	1.00	1.00	2.00	8.00	31.00	59.00	115.34	138.68
2997	1.00	1.00	2.00	3.00	10.00	35.00	61.70	95.12	121.75	7714	1.00	1.00	1.00	2.00	7.00	26.00	57.00	116.96	138.95
3002	1.00	1.00	1.00	1.00	5.00	23.00	50.00	97.00	116.40	7732	1.00	1.00	1.00	2.00	9.00	28.00	57.90	112.58	139.69
3281	1.00	1.00	1.00	2.00	7.00	29.00	58.00	107.24	124.48	7739	1.00	1.00	1.00	2.00	10.00	34.50	67.00	114.88	138.52
3286	1.00	1.00	1.00	2.00	9.00	32.50	62.00	122.00	142.56	8029	1.00	1.00	1.00	2.00	6.00	26.00	54.10	110.42	135.47
3304	1.00	1.00	1.00	2.00	7.00	27.00	59.00	101.00	120.92	8092	--	--	--	--	19.00	--	--	--	--
3353	--	--	1.90	8.00	20.50	93.50	138.50	--	--	8101	1.00	1.00	1.00	1.00	6.00	28.00	58.00	113.20	136.10
3407	1.00	1.00	1.00	1.00	13.00	37.00	68.00	150.52	182.92	8290	1.00	1.00	1.00	2.00	8.00	31.00	58.20	121.48	147.12
3497	1.00	1.00	1.00	2.00	8.00	30.00	60.00	113.52	139.00	8420	1.00	1.00	1.00	2.00	7.00	25.00	61.50	110.00	129.05
3628	1.00	1.00	1.00	2.00	6.00	26.00	52.00	102.06	120.53	8470	--	--	1.00	2.00	7.00	32.00	88.40	--	--
3700	1.00	1.00	1.00	3.00	8.00	28.00	57.40	117.68	144.36	8497	1.00	1.00	1.00	2.00	9.00	31.50	63.00	114.00	137.00
3740	1.00	1.00	1.00	2.00	8.00	27.00	57.00	114.94	137.94	8501	1.00	1.00	1.00	2.00	7.00	28.00	58.00	119.00	139.62
3830	1.00	1.00	1.00	2.00	7.00	28.75	56.00	126.16	153.96	8504	1.00	1.00	1.00	1.00	7.00	25.00	50.00	107.66	120.66
3835	1.00	1.00	1.00	7.00	19.00	49.00	85.00	172.60	211.96	8708	1.00	1.00	1.00	1.00	7.00	30.00	56.00	104.32	124.12
4001	--	--	--	1.00	24.00	89.75	--	--	--	8769	1.00	1.00	1.00	2.00	9.00	30.00	61.00	120.00	142.88
4008	--	--	1.00	4.00	9.50	28.50	89.70	--	--	8879	1.00	1.00	1.00	3.00	8.00	27.50	66.80	110.88	148.34
4010	1.00	1.00	1.00	3.00	11.00	35.00	67.60	122.24	147.24	8884	--	--	--	20.00	74.00	95.00	--	--	--
4051	1.00	1.00	1.00	2.00	8.00	30.00	62.40	107.76	131.60	8992	1.00	1.00	1.00	3.00	13.00	38.00	71.00	129.06	164.00
4052	1.00	1.00	1.00	1.00	8.00	32.00	68.00	121.00	142.74	9014	--	--	1.00	2.00	7.00	31.75	67.50	--	--
4098	1.00	1.00	1.00	2.00	9.00	30.50	59.00	115.40	141.10	9023	1.00	1.00	1.00	4.00	11.00	37.00	70.00	124.00	144.23
4202	1.00	1.00	1.00	1.00	7.00	28.00	57.00	102.00	120.59	9247	--	--	2.00	3.25	36.50	97.25	221.20	--	--
4204	1.00	1.00	1.00	2.00	5.00	27.00	56.00	123.60	153.60	9278	--	--	2.60	16.00	22.00	65.00	142.00	--	--
4384	1.00	1.00	1.00	3.00	10.00	34.00	66.00	122.16	143.00	9300	--	--	1.00	4.00	33.00	93.00	142.20	--	--
4386	1.00	1.00	1.00	3.00	11.00	34.00	68.00	124.20	149.00	9364	--	--	1.00	3.00	4.50	58.00	126.30	--	--
4388	--	1.00	1.00	2.00	9.00	34.50	74.80	120.22	--	9404	1.00	1.00	1.00	2.00	8.00	29.00	60.00	106.34	125.51
4393	1.00	1.00	1.00	2.00	8.00	29.00	57.00	105.00	121.50	9450	1.00	1.00	1.00	2.00	9.00	30.75	62.00	117.74	132.87
4506	1.00	1.00	1.00	3.00	10.00	34.00	64.00	113.80	146.20	9503	1.00	1.00	1.30	3.00	12.00	39.00	69.70	138.56	152.99
4692	1.00	1.00	1.00	3.00	9.00	26.00	65.00	119.76	133.84	9629	1.00	1.00	1.00	2.00	9.00	32.00	61.00	115.52	129.00
4812	1.00	1.00	1.00	3.00	9.00	31.00	61.00	111.86	135.00	9719	1.00	1.00	1.00	2.00	7.00	26.00	55.30	106.30	127.00
4865	1.00	1.00	1.00	3.00	9.00	32.00	65.00	118.00	132.12	9724	1.00	1.00	1.00	2.00	11.00	36.00	75.00	120.00	142.00
4969	1.00	1.00	1.00	1.00	4.50	25.75	52.30	140.36	148.27	9748	1.00	1.00	1.00	2.00	14.00	40.00	69.90	118.14	130.69
4975	1.00	1.00	1.00	2.00	8.00	28.00	63.80	112.36	134.54	9762	1.00	1.00	1.00	2.00	6.00	25.00	55.00	105.78	121.67
4978	1.00	1.00	1.00	2.00	7.00	29.00	57.50	108.00	124.00										

Appendix 3–5.7. Empirical distribution of storm duration defined by 72-hour minimum interevent time for hourly rainfall stations in Oklahoma.

[--, not available]

	Duration (hours)																		
Station no.	1st percentile	2nd percentile	10th percentile	25th percentile	50th percentile (median)	75th percentile	90th percentile	98th percentile	99th percentile	Station no.	1st percentile	2nd percentile	10th percentile	25th percentile	50th percentile (median)	75th percentile	90th percentile	98th percentile	99th percentile
0017	--	--	1.60	6.00	75.00	134.00	168.20	--	--	5063	--	--	--	15.00	19.00	95.00	--	--	--
0026	1.00	1.00	1.00	3.25	13.00	56.75	108.70	224.68	248.67	5068	--	1.00	1.00	4.75	19.50	81.00	153.10	198.92	--
0179	1.00	1.00	1.00	2.00	11.00	45.00	92.60	180.92	210.96	5108	1.00	1.00	1.00	4.00	15.00	53.00	101.00	198.00	247.45
0188	1.00	1.00	1.00	2.00	8.00	40.00	93.00	182.00	201.00	5329	--	--	--	11.25	41.00	125.00	--	--	--
0215	1.00	1.00	1.00	3.00	12.00	53.00	103.00	198.72	236.62	5463	1.00	1.00	1.00	1.00	14.00	51.00	102.00	183.68	240.32
0242	1.00	1.00	1.00	2.00	9.00	45.00	92.00	173.84	200.23	5581	--	--	--	18.00	91.00	151.75	--	--	--
0256	1.00	1.00	1.00	3.00	16.00	62.00	111.00	208.30	242.30	5582	1.00	1.00	2.00	4.00	12.00	49.25	99.40	240.46	282.51
0260	--	--	1.00	12.00	24.00	131.00	324.80	--	--	5589	1.00	1.00	1.00	2.00	14.00	57.00	105.10	171.36	207.30
0292	1.00	1.00	1.00	2.00	14.00	52.50	112.00	224.16	240.54	5648	1.00	1.00	1.00	2.00	12.00	53.00	97.00	180.00	226.23
0293	1.00	1.00	1.00	2.00	11.00	51.00	93.40	174.12	214.28	5662	1.00	1.00	2.00	4.00	20.50	62.00	115.40	257.08	285.85
0296	1.00	1.00	1.00	4.00	17.00	62.00	111.70	251.60	330.44	5664	1.00	1.00	1.00	3.00	16.00	59.00	110.90	196.72	241.03
0535	1.00	1.00	1.00	2.00	21.00	61.50	110.00	277.04	324.86	6130	1.00	1.00	1.00	4.00	17.00	63.00	118.00	212.00	239.00
0537	1.00	1.00	1.00	2.00	12.00	73.00	108.00	216.00	312.60	6328	1.00	1.00	1.00	3.00	11.00	44.00	95.20	173.48	194.48
0670	1.00	1.00	1.00	3.00	18.00	62.00	116.00	206.00	260.24	6391	--	--	1.00	5.00	67.00	162.50	244.60	--	--
0814	--	1.00	1.00	1.00	1.00	33.00	113.80	229.28	--	6485	1.00	1.00	1.00	3.00	17.00	60.00	109.00	222.00	265.70
0908	1.00	1.00	1.00	2.00	10.00	49.00	89.40	173.44	219.87	6612	--	--	--	5.00	40.00	119.75	--	--	--
0912	1.00	1.00	1.00	2.00	9.00	42.00	92.00	153.40	217.40	6616	1.00	1.00	1.00	3.00	14.00	57.50	108.60	179.84	211.92
1148	--	--	--	39.50	119.50	164.50	--	--	--	6620	1.00	1.00	1.00	2.00	16.00	59.00	100.00	171.38	228.04
1168	1.00	1.00	1.00	4.00	18.00	62.00	114.90	208.74	264.58	6627	1.00	1.00	1.00	3.00	12.00	62.00	124.50	220.10	245.20
1391	--	--	1.40	4.00	35.00	130.00	359.00	--	--	6638	1.00	1.00	1.00	3.00	16.00	61.00	109.30	204.04	257.56
1436	1.00	1.00	2.00	4.75	17.00	60.25	106.00	195.90	292.25	6643	1.00	1.00	2.00	4.00	16.00	58.50	119.40	206.80	216.80
1437	1.00	1.00	1.00	4.00	19.00	62.50	122.00	228.32	270.86	6656	1.00	1.00	1.00	4.00	17.00	64.25	128.80	228.12	272.34
1544	1.00	1.00	1.00	4.00	20.00	66.50	121.00	229.00	272.90	6661	1.00	1.00	2.00	5.00	22.00	70.00	126.00	209.00	267.30
1684	1.00	1.00	1.00	3.00	14.00	59.00	112.40	191.00	228.02	6729	1.00	1.00	1.00	3.00	16.00	61.00	113.00	215.28	260.28
1688	1.00	1.00	1.00	3.00	15.00	54.00	96.60	198.76	219.24	6740	1.00	1.00	1.00	2.00	11.00	51.00	89.00	180.48	225.48
1750	1.00	1.00	1.00	2.00	13.00	51.00	98.00	188.20	232.60	6760	1.00	1.00	1.00	2.00	9.00	42.00	91.00	153.28	179.60
1855	--	--	2.20	8.50	58.50	145.50	318.60	--	--	6859	1.00	1.00	1.00	3.00	15.00	58.00	106.00	191.64	253.28
1891	--	--	--	--	46.50	--	--	--	--	6926	--	--	--	12.00	53.00	267.50	--	--	--
1900	1.00	1.00	1.00	4.00	14.00	56.25	110.00	209.20	253.45	6935	1.00	1.00	1.00	3.00	16.00	60.25	110.00	206.52	248.65
1902	1.00	1.00	1.00	3.00	18.00	63.00	108.00	238.24	278.60	6940	--	--	--	--	.00	--	--	--	--
1909	--	--	1.40	9.00	63.00	120.00	160.00	--	--	6944	1.00	1.00	1.00	2.00	15.00	59.00	110.00	210.24	245.06
1954	--	--	2.00	3.50	40.00	114.75	389.70	--	--	7080	1.00	1.00	1.00	4.00	17.00	65.00	122.00	226.82	267.88
2145	1.00	1.00	1.00	2.00	9.00	32.00	84.00	162.00	260.00	7196	1.00	1.00	1.00	2.00	12.00	50.25	98.00	182.72	230.36
2242	--	--	--	26.00	120.00	163.75	--	--	--	7201	1.00	1.00	2.00	3.00	18.00	59.75	141.00	297.00	456.55
2309	1.00	1.00	1.50	3.75	19.50	56.50	121.50	262.50	301.00	7309	1.00	1.00	1.00	3.00	17.00	64.00	114.40	222.08	257.96
2334	1.00	1.00	1.00	2.00	11.50	56.00	104.00	194.76	245.37	7358	1.00	1.00	2.00	4.00	21.00	64.75	112.10	234.00	281.73
2500	--	--	--	10.00	68.00	123.00	--	--	--	7372	--	--	6.00	7.00	36.00	115.00	284.60	--	--
2654	1.00	1.00	1.00	3.00	16.00	58.00	108.00	211.80	249.20	7412	1.00	1.00	1.00	2.00	8.00	45.00	96.00	169.60	198.60
2665	1.00	1.00	1.00	3.00	9.00	42.00	88.00	161.54	193.54	7556	1.00	1.00	1.00	2.00	14.50	56.75	98.00	203.90	272.50
2678	--	--	--	5.00	29.00	50.00	--	--	--	7588	1.00	1.00	1.00	2.00	7.00	43.00	94.00	194.72	247.72
2849	1.00	1.00	1.00	2.00	12.00	51.00	103.90	196.36	226.09	7660	1.00	1.00	1.00	2.00	8.00	47.50	92.00	179.00	198.74
2852	1.00	1.00	1.00	1.00	9.00	40.00	79.40	132.00	139.12	7675	1.00	1.00	1.00	2.00	14.00	54.00	103.00	205.30	233.35
2994	1.00	1.00	1.00	4.00	18.00	61.00	121.00	209.68	295.40	7705	1.00	1.00	1.00	3.00	14.00	56.50	100.00	184.64	210.66
2997	1.00	1.00	2.00	3.00	12.00	44.00	84.20	195.08	239.68	7714	1.00	1.00	1.00	3.00	10.00	44.00	87.20	158.04	202.80
3002	1.00	1.00	1.00	1.00	7.00	38.00	80.30	169.00	196.09	7732	1.00	1.00	1.00	3.00	12.50	53.00	96.90	198.90	261.18
3281	1.00	1.00	1.00	2.00	12.00	50.00	95.00	181.84	216.64	7739	1.00	1.00	1.00	3.00	19.00	65.00	109.80	199.52	256.18
3286	1.00	1.00	1.00	3.00	16.00	61.00	112.00	205.60	255.20	8029	1.00	1.00	1.00	2.00	9.00	43.00	90.00	155.00	200.88
3304	1.00	1.00	1.00	2.00	10.00	49.00	93.50	198.70	231.90	8092	--	--	--	--	19.00	--	--	--	--
3353	--	--	--	9.25	44.50	115.50	--	--	--	8101	1.00	1.00	1.00	2.00	10.00	52.00	95.00	180.56	203.28
3407	1.00	1.00	1.00	2.00	16.00	61.50	132.20	345.16	360.92	8290	1.00	1.00	1.00	3.00	14.00	54.00	103.00	202.80	234.20
3497	1.00	1.00	1.00	2.00	13.00	55.00	99.00	192.32	237.48	8420	1.00	1.00	1.00	3.00	11.00	58.00	97.90	206.46	228.07
3628	1.00	1.00	1.00	2.00	9.00	48.00	91.00	192.52	233.56	8470	--	--	1.00	3.00	19.50	50.50	133.20	--	--
3700	1.00	1.00	1.00	3.00	13.00	59.00	112.00	196.72	239.88	8497	1.00	1.00	1.00	3.00	16.00	62.00	106.00	205.00	248.72
3740	1.00	1.00	1.00	3.00	11.50	57.00	107.00	197.00	234.05	8501	1.00	1.00	1.00	3.00	13.00	56.00	106.70	180.04	239.67
3830	1.00	1.00	1.00	3.00	10.50	52.25	113.20	215.30	245.62	8504	1.00	1.00	1.00	2.00	11.00	50.00	92.00	197.00	278.00
3835	--	1.00	1.00	9.50	37.00	88.00	165.40	319.00	--	8708	1.00	1.00	1.00	1.25	13.00	53.75	99.90	183.32	224.37
4001	--	--	--	1.00	24.00	89.75	--	--	--	8769	1.00	1.00	1.00	3.00	15.00	56.00	114.50	215.30	247.00
4008	--	--	1.00	4.00	10.00	35.00	103.60	--	--	8879	1.00	1.00	1.00	3.00	10.50	45.25	98.00	211.50	247.00
4010	1.00	1.00	2.00	4.00	18.00	58.25	103.30	223.66	272.65	8884	--	--	--	--	35.00	--	--	--	--
4051	1.00	1.00	1.00	3.00	12.50	55.00	99.00	175.24	215.10	8992	1.00	1.00	2.00	5.00	22.50	71.00	128.50	244.50	313.75
4052	1.00	1.00	1.00	2.00	14.00	58.75	111.50	218.20	269.20	9014	--	--	1.00	2.00	15.00	69.75	111.80	--	--
4098	1.00	1.00	1.00	3.00	14.00	57.00	104.40	203.54	226.62	9023	1.00	1.00	2.00	5.00	18.00	64.00	122.00	228.00	264.58
4202	1.00	1.00	1.00	2.00	12.50	51.00	93.00	191.10	218.95	9247	--	--	--	23.50	74.00	178.50	--	--	--
4204	1.00	1.00	1.00	2.00	15.00	63.25	106.20	208.08	264.71	9278	--	--	--	11.00	43.50	126.00	--	--	--
4384	1.00	1.00	1.00	3.00	15.00	62.00	113.10	208.68	254.63	9300	--	--	1.00	3.25	24.00	227.00	338.90	--	--
4386	1.00	1.00	1.00	4.00	17.00	65.00	118.70	231.54	265.08	9364	--	--	1.00	2.00	63.00	141.00	216.40	--	--
4388	--	1.00	1.00	2.00	8.50	56.75	193.40	310.80	--	9404	1.00	1.00	1.00	2.00	12.00	55.00	103.50	187.70	216.85
4393	1.00	1.00	1.00	3.00	15.00	57.00	99.50	214.00	246.00	9450	1.00	1.00	1.00	3.00	14.00	58.00	112.00	211.84	252.12
4506	1.00	1.00	1.00	4.00	19.00	62.00	115.00	212.64	249.44	9503	1.00	1.00	2.00	4.00	16.00	54.50	132.50	273.50	358.95
4692	1.00	1.00	1.00	4.00	13.00	58.00	109.00	227.40	241.04	9629	1.00	1.00	1.00	3.00	15.00	58.00	103.80	184.16	224.40
4812	1.00	1.00	1.00	3.00	16.00	62.00	113.70	191.16	239.70	9719	1.00	1.00	1.00	2.00	11.00	51.00	93.90	182.78	199.17
4865	1.00	1.00	1.00	3.00	13.00	56.00	106.00	196.56	236.12	9724	1.00	1.00	1.00	4.75	23.00	71.00	120.00	233.76	328.26
4969	1.00	1.00	1.00	1.00	11.00	54.00	112.00	235.44	410.04	9748	1.00	1.00	1.00	4.00	23.00	66.00	116.00	219.68	264.17
4975	1.00	1.00	1.00	3.00	14.00	61.00	108.50	198.50	234.45	9762	1.00	1.00	1.00	3.00	10.00	48.00	95.00	192.00	219.20
4978	1.00	1.00	1.00	2.00	14.00	56.00	100.00	177.80	217.60										

Blank Page

Appendix 4—
Storm Statistics for Hourly Rainfall Stations in Texas

Blank Page

Appendix 4–1.1. Number of storms, total duration, and mean storm interevent time defined by 6-hour minimum interevent time for hourly rainfall stations in Texas.

[--, not available]

Station no.	No. of storms	Total duration (hours)	Mean storm interevent time (days)	Station no.	No. of storms	Total duration (hours)	Mean storm interevent time (days)	Station no.	No. of storms	Total duration (hours)	Mean storm interevent time (days)	Station no.	No. of storms	Total duration (hours)	Mean storm interevent time (days)
0015	11	624	2.14	1154	264	26,928	4.03	2160	28	4,752	6.70	3463	54	30,096	22.95
0016	3,737	543,665	5.83	1165	701	147,768	8.55	2206	864	105,121	4.84	3476	798	127,848	6.44
0050	1,109	197,240	7.14	1185	407	185,232	18.79	2238	292	51,864	7.20	3485	25	1,968	3.04
0054	60	5,688	3.77	1186	135	19,128	5.67	2240	104	12,864	4.98	3507	1,268	188,267	6.01
0120	33	1,896	2.11	1188	11	1,872	6.87	2242	2,075	253,435	4.85	3546	3,726	485,758	5.20
0145	204	28,392	5.60	1245	41	1,992	1.78	2244	3,957	535,994	5.42	3547	231	51,144	9.01
0146	52	5,664	4.28	1246	1,352	176,017	5.26	2247	64	7,056	4.37	3579	89	19,944	9.06
0174	1,542	275,194	7.30	1267	558	116,832	8.52	2309	777	153,600	7.98	3642	3,609	534,563	5.95
0178	25	2,040	3.24	1304	659	117,840	7.22	2312	802	92,757	4.63	3646	2,345	419,874	7.19
0179	348	66,456	7.80	1325	1,614	219,432	5.42	2334	66	22,344	13.85	3668	26	2,016	2.89
0202	299	58,398	8.01	1429	1,423	213,741	6.04	2336	249	53,256	8.71	3673	38	2,016	1.98
0206	2,881	532,111	7.52	1431	2,048	356,239	6.98	2354	32	20,976	27.11	3686	1,324	198,532	6.08
0208	4	384	4.00	1432	1,469	246,787	6.73	2355	64	10,536	6.59	3691	3,195	469,594	5.94
0211	3,890	542,494	5.60	1433	2,147	367,055	6.86	2357	588	98,496	6.75	3734	36	2,016	2.12
0244	96	11,568	4.70	1434	2,179	358,448	6.60	2360	1,968	399,684	8.26	3771	1,629	220,455	5.48
0248	2,159	529,764	10.06	1435	1,289	230,732	7.20	2361	212	56,004	10.85	3789	113	18,888	6.80
0262	2,872	431,066	6.02	1436	2,453	367,281	5.96	2394	3,547	504,483	5.68	3826	240	45,240	7.61
0271	29	2,016	2.64	1437	28	4,728	6.80	2404	3,225	493,624	6.15	3831	456	110,112	9.82
0380	447	163,872	15.03	1438	1,745	284,045	6.52	2415	3,306	501,413	6.06	3841	169	77,472	18.90
0394	11	1,992	7.20	1462	0	4,416	--	2462	1,103	188,205	6.87	3871	1,614	317,328	7.95
0408	34	2,112	2.40	1492	1,318	280,441	8.70	2528	129	24,840	7.74	3884	23	1,896	3.21
0427	73	11,646	6.47	1500	33	2,112	2.41	2617	276	56,688	8.29	3941	79	7,608	3.70
0428	4,766	529,122	4.38	1528	1,519	366,583	9.88	2619	255	64,992	10.39	3963	7	1,488	8.86
0429	221	22,416	3.94	1541	70	10,953	6.30	2621	1,359	277,864	8.32	4040	500	92,806	7.51
0463	127	51,936	16.81	1569	227	32,160	5.67	2675	1,267	178,918	5.68	4058	30	2,016	2.63
0493	19	1,704	3.45	1632	7	1,320	7.86	2676	1,115	146,737	5.33	4098	1,932	417,420	8.87
0495	373	138,072	15.24	1641	236	110,280	19.25	2679	2,486	536,229	8.81	4100	399	121,992	12.54
0496	27	10,872	16.72	1646	2,656	543,287	8.38	2715	1,954	354,131	7.32	4137	1,336	221,233	6.74
0498	13	7,920	25.33	1663	53	11,460	8.80	2744	1,980	413,376	8.50	4191	2,701	519,452	7.81
0509	3,412	549,223	6.49	1671	3,674	548,538	6.02	2758	135	23,376	6.96	4256	0	21,906	--
0518	2,353	330,777	5.67	1680	1,320	261,792	8.00	2794	11	2,064	7.57	4257	3,572	498,651	5.61
0521	40	5,760	5.77	1694	177	45,172	10.45	2797	2,663	529,606	8.11	4258	221	25,608	4.66
0556	117	21,936	7.54	1696	1,227	268,080	8.87	2811	2,196	435,389	8.08	4278	1,750	409,467	9.51
0569	2,893	399,353	5.55	1697	95	29,496	12.71	2813	30	31,728	43.90	4299	135	86,976	26.68
0572	1,152	158,448	5.50	1698	1,513	291,219	7.85	2814	19	12,336	26.88	4300	3,272	289,264	3.45
0576	160	23,352	5.84	1720	247	46,709	7.73	2815	283	58,942	8.54	4305	2,904	266,616	3.59
0580	389	112,800	11.85	1761	139	16,680	4.80	2818	209	45,312	8.81	4307	770	96,430	4.98
0587	1,009	121,272	4.74	1773	3,920	502,398	5.12	2986	322	54,240	6.74	4309	4,042	517,057	5.10
0605	137	27,000	7.99	1810	26	2,112	3.19	3005	2,981	522,908	7.11	4311	4,116	543,389	5.26
0639	2,686	433,077	6.56	1823	25	1,968	3.11	3033	700	216,192	12.70	4313	316	39,432	4.96
0655	0	718	--	1870	381	47,496	4.88	3034	2	6,888	143.50	4319	108	29,208	11.01
0665	2,338	361,772	6.20	1875	20	1,752	3.46	3047	36	2,016	2.10	4329	3,165	438,183	5.52
0689	1,825	381,486	8.48	1876	53	10,920	8.26	3103	37	29,448	33.01	4331	0	5,112	--
0690	759	179,395	9.72	1889	368	38,734	4.16	3133	2,976	486,379	6.57	4375	1,392	232,138	6.80
0691	3,002	469,381	6.28	1903	398	83,753	8.64	3156	337	63,435	7.63	4392	565	72,624	5.06
0708	155	32,809	8.67	1914	23	1,752	2.92	3171	2,700	463,053	6.90	4425	981	264,416	11.08
0738	1,987	306,512	6.17	1920	516	109,392	8.61	3189	398	97,104	10.00	4440	1,794	283,440	6.33
0776	1,884	439,998	9.54	1921	3,468	476,617	5.50	3260	188	44,448	9.63	4476	2,109	344,677	6.63
0779	490	108,787	9.11	1937	1,384	186,288	5.33	3267	119	22,512	7.64	4498	14	4,944	14.62
0784	2,097	429,972	8.39	1956	3,740	486,210	5.20	3270	1,780	365,659	8.42	4517	2,004	328,752	6.60
0786	616	117,888	7.76	1970	31	1,992	2.45	3272	25	3,840	6.30	4520	1,352	220,430	6.64
0917	2,556	300,936	4.65	2014	574	69,312	4.82	3277	16	4,176	10.65	4525	35	1,992	2.09
0923	32	2,016	2.31	2015	4,052	484,318	4.76	3278	1,101	253,450	9.42	4563	31	2,112	2.59
0926	3,560	551,357	6.23	2019	30	2,016	2.60	3280	171	41,832	10.01	4570	2,633	548,973	8.50
0950	47	18,936	16.67	2024	2,243	391,758	7.05	3281	48	26,304	22.70	4577	2,335	305,664	5.23
0996	32	1,992	2.38	2042	14	16,080	47.76	3283	2,000	247,224	4.89	4591	3,122	431,406	5.48
1013	280	63,492	9.32	2043	102	36,960	14.98	3284	3,329	499,445	6.05	4670	2,858	541,246	7.71
1017	3,239	549,062	6.87	2048	1,951	409,659	8.57	3285	2,627	382,496	5.90	4671	175	25,848	5.97
1042	27	1,488	1.96	2050	83	17,448	8.57	3329	1,869	306,792	6.61	4679	2,957	429,394	5.86
1048	27	1,728	2.49	2051	70	26,304	15.46	3335	247	33,792	5.44	4696	15	1,992	5.37
1053	734	145,392	8.02	2053	11	3,552	13.31	3370	2,135	317,621	5.95	4703	134	31,392	9.57
1057	1,881	363,120	7.81	2073	1,041	146,832	5.65	3410	2,711	514,264	7.72	4704	473	61,368	5.15
1063	29	1,968	2.58	2082	2,000	519,707	10.67	3415	3,347	537,022	6.50	4731	146	17,160	4.66
1068	3,066	512,393	6.74	2086	2,797	548,518	7.96	3430	5,047	530,963	4.16	4792	1,402	213,141	6.18
1080	215	61,344	11.76	2088	63	10,190	6.54	3431	313	32,784	4.14	4819	343	39,480	4.61
1081	1,407	241,368	6.88	2090	398	58,356	5.95	3441	45	42,816	39.43	4852	17	2,016	4.82
1133	19	2,784	5.81	2096	3,028	493,125	6.57	3442	564	171,216	12.42	4866	3,233	548,790	6.84
1136	4,368	532,054	4.87	2128	385	68,160	7.11	3446	721	213,312	12.14	4876	155	29,184	7.66
1138	23	1,320	2.21	2131	2,616	483,317	7.52	3460	47	7,008	6.01	4878	3,157	350,328	4.37
1139	104	13,056	4.92	2142	22	2,016	3.50	3462	163	49,920	12.53	4880	2,923	551,284	7.66

Appendix 4–1.1. Number of storms, total duration, and mean storm interevent time defined by 6-hour minimum interevent time for hourly rainfall stations in Texas—Continued.

Station no.	No. of storms	Total duration (hours)	Mean storm interevent time (days)	Station no.	No. of storms	Total duration (hours)	Mean storm interevent time (days)	Station no.	No. of storms	Total duration (hours)	Mean storm interevent time (days)	Station no.	No. of storms	Total duration (hours)	Mean storm interevent time (days)
4920	2,278	524,353	9.41	5775	14	5,112	15.00	7481	1,622	495,877	12.57	8743	4,043	527,995	5.20
4934	9	1,992	9.08	5779	27	5,880	8.82	7497	1,678	243,992	5.89	8761	1,118	256,990	9.42
4972	2,943	494,452	6.79	5840	414	78,888	7.66	7498	342	49,632	5.88	8778	2,983	398,041	5.36
4973	513	119,208	9.43	5890	2,724	515,614	7.69	7499	2,724	523,925	7.84	8845	3,555	550,655	6.25
4974	1,491	340,313	9.32	5891	181	53,304	12.09	7531	165	49,968	12.35	8859	2,280	312,504	5.44
4975	1,976	257,716	5.25	5897	1,707	245,324	5.82	7534	362	103,032	11.64	8898	770	116,904	6.05
4978	169	47,496	11.53	5957	2,566	445,446	7.05	7556	3,129	493,793	6.39	8908	46	5,904	5.13
4979	24	1,896	2.89	5958	232	41,136	7.17	7594	2,370	309,414	5.20	8910	23	1,968	3.39
4982	1,174	248,714	8.60	5973	125	23,376	7.53	7596	177	26,136	5.90	8911	1,004	164,256	6.62
5018	813	134,338	6.65	5996	3,420	549,087	6.47	7608	1,865	249,648	5.36	8924	477	181,152	15.67
5048	1,834	503,770	11.29	6017	151	23,280	6.23	7622	23	4,152	7.36	8929	29	2,016	2.66
5049	109	34,272	12.98	6024	296	72,480	9.92	7700	2,663	308,448	4.56	8942	2,480	300,835	4.85
5056	5	10,104	83.94	6050	23	6,576	11.65	7706	2,427	502,063	8.44	8944	1,373	144,888	4.17
5057	1,099	189,960	6.98	6104	2,892	478,193	6.74	7718	118	34,320	11.87	8996	3,294	399,638	4.82
5060	328	59,904	7.36	6108	3,605	542,529	6.06	7745	480	70,872	5.85	9014	25	1,896	2.86
5081	1,491	180,720	4.76	6136	2,496	539,302	8.86	7922	348	111,768	13.22	9037	776	240,720	12.73
5094	3,129	468,823	6.05	6166	106	14,520	5.51	7936	2,603	306,666	4.70	9106	229	65,736	11.76
5113	3,023	523,501	7.02	6176	448	69,264	6.18	7943	3,046	474,742	6.29	9107	40	26,784	27.76
5114	0	1,488	--	6177	3,106	440,385	5.69	7944	90	8,592	3.74	9129	129	23,376	7.35
5123	17	3,072	7.34	6210	2,506	354,217	5.69	7945	4,789	543,166	4.48	9163	2,614	550,742	8.57
5192	1,973	332,072	6.79	6211	564	93,000	6.67	7947	296	49,618	6.79	9213	292	38,700	5.30
5193	3,814	550,050	5.79	6270	2,103	256,135	4.88	7948	1,214	213,840	7.13	9214	35	2,016	2.16
5224	415	52,608	5.05	6275	0	2,920	--	7951	1,151	141,648	4.87	9222	265	31,416	4.68
5228	468	79,632	6.87	6276	29	2,016	2.60	7953	141	23,352	6.65	9248	143	52,272	14.98
5235	35	4,392	4.94	6335	2,621	354,128	5.38	7981	260	112,728	17.84	9266	86	17,160	8.06
5247	2,952	552,074	7.62	6434	23	8,016	14.25	7990	156	23,304	6.00	9270	1,914	382,084	8.18
5258	1,010	177,528	7.07	6504	2,650	548,140	8.46	7992	28	1,896	2.59	9295	116	27,672	9.77
5303	749	179,592	9.76	6558	34	5,688	6.72	7997	131	34,656	10.83	9304	4	336	3.50
5312	2,113	404,451	7.81	6615	753	194,104	10.60	7999	21	13,992	27.58	9307	292	79,272	11.09
5341	30	2,016	2.52	6660	132	32,880	10.12	8022	78	48,504	25.69	9328	198	34,344	6.99
5342	0	4,404	--	6663	119	36,168	12.51	8023	1,804	484,077	11.01	9329	16	3,240	8.10
5348	1,876	240,206	5.14	6734	437	102,262	9.53	8047	2,778	548,776	8.03	9345	3	960	13.33
5358	1,657	387,072	9.53	6736	2,000	452,975	9.27	8060	154	23,376	6.09	9363	1,229	135,816	4.40
5398	3,164	411,020	5.15	6740	21	2,016	3.65	8062	47	6,504	5.47	9364	4,148	418,894	3.99
5410	2,582	528,181	8.36	6750	298	37,990	5.09	8068	41	21,192	21.36	9365	40	5,664	5.71
5411	3,085	462,238	6.03	6757	4,304	551,361	5.10	8081	2,981	537,081	7.30	9371	172	31,416	7.37
5424	543	56,254	4.05	6775	639	110,784	6.99	8089	46	5,760	5.00	9417	2,278	331,982	5.83
5429	1,172	193,392	6.66	6776	2,441	431,190	7.19	8221	24	1,896	2.93	9419	4,521	542,606	4.76
5431	18	13,848	31.61	6788	202	29,256	5.81	8252	2,025	529,928	10.72	9435	85	33,600	16.25
5461	2,076	324,672	6.24	6792	1,812	419,078	9.51	8265	1,862	217,176	4.58	9491	3,127	443,170	5.69
5463	1,375	224,790	6.64	6794	30	2,016	2.43	8289	63	36,528	23.94	9499	2,056	431,095	8.57
5471	28	3,480	5.10	6834	2,445	317,594	5.23	8305	1,882	512,439	11.21	9522	19	2,016	4.14
5477	26	1,992	2.97	6893	1,414	374,777	10.91	8335	1,909	259,728	5.38	9527	2,498	539,410	8.85
5528	1,384	262,609	7.67	6935	2,045	406,635	8.14	8400	258	62,112	9.88	9532	3,180	484,263	6.15
5579	2	696	14.50	6981	216	132,768	25.38	8445	1,491	206,856	5.52	9544	5	2,928	24.27
5580	29	1,944	2.59	7020	159	21,432	5.32	8446	2,086	268,785	5.18	9565	1,682	352,743	8.56
5589	189	37,872	8.21	7060	1,093	277,917	10.43	8451	302	71,544	9.65	9570	580	100,848	7.10
5590	194	39,024	8.17	7066	3,535	470,310	5.31	8531	1,798	305,116	6.82	9574	27	2,856	4.30
5591	723	170,232	9.65	7074	2,335	523,667	9.19	8541	122	22,615	7.49	9588	2,377	457,802	7.83
5592	612	151,920	10.18	7097	131	29,232	9.07	8544	599	110,871	7.48	9665	3,744	548,295	5.89
5594	186	68,448	15.19	7116	679	167,304	10.05	8545	23	4,656	8.15	9715	3,018	443,326	5.91
5595	2	8,016	167.00	7140	2,918	395,594	5.43	8563	1,460	220,484	6.12	9729	3,990	549,310	5.50
5596	1,447	292,949	8.32	7173	1,291	115,200	3.48	8566	612	143,616	9.60	9772	1,149	140,832	4.88
5600	467	105,888	9.26	7174	5,394	474,094	3.43	8583	1,021	203,370	8.16	9814	41	13,030	12.96
5618	37	2,112	2.14	7213	876	156,336	7.19	8584	1,560	344,280	9.01	9815	848	121,848	5.75
5650	22	1896	3.39	7243	3,239	549,034	6.88	8623	1,868	319,544	6.94	9816	83	35,472	17.60
5656	1,863	326,279	7.16	7262	106	27,360	10.63	8625	1,488	243,840	6.57	9817	1,621	356,901	9.00
5658	995	209,400	8.53	7274	471	121,725	10.56	8630	861	226,383	10.76	9829	1,684	436,603	10.63
5661	253	46,672	7.53	7300	1,354	258,332	7.73	8631	992	243,264	9.99	9830	175	45,216	10.60
5666	38	5,880	6.22	7311	32	6,600	8.41	8646	2,083	338,752	6.53	9858	1,514	293,448	7.86
5695	2,606	448,602	6.95	7363	28	2,016	2.74	8647	1,482	282,860	7.79	9893	2,956	537,872	7.37
5742	23	5,784	10.27	7422	3,350	544,386	6.57	8677	197	64,752	13.45	9916	1,245	185,230	5.98
5766	37	2,016	2.05	7431	1,638	456,709	11.43	8696	30	2,016	2.61	9976	2,335	549,337	9.60
5770	3,219	545,182	6.87												

Appendix 4–1.2. Number of storms, total duration, and mean storm interevent time defined by 8-hour minimum interevent time for hourly rainfall stations in Texas.

[--, not available]

Station no.	No. of storms	Total duration (hours)	Mean storm interevent time (days)	Station no.	No. of storms	Total duration (hours)	Mean storm interevent time (days)	Station no.	No. of storms	Total duration (hours)	Mean storm interevent time (days)	Station no.	No. of storms	Total duration (hours)	Mean storm interevent time (days)
0015	10	624	2.32	1154	242	26,928	4.38	2160	28	4,752	6.70	3463	49	30,096	25.26
0016	3,492	543,665	6.23	1165	665	147,768	9.00	2206	813	105,121	5.13	3476	761	127,848	6.74
0050	1,042	197,240	7.59	1185	397	185,232	19.25	2238	273	51864	7.68	3485	25	1,968	3.04
0054	58	5,688	3.89	1186	125	19,128	6.11	2240	104	12864	4.98	3507	1,178	188,267	6.45
0120	29	1,896	2.36	1188	10	1,872	7.53	2242	1,936	253435	5.18	3546	3,504	485,758	5.51
0145	191	28,392	5.97	1245	36	1,992	1.99	2244	3,689	535994	5.80	3547	219	51,144	9.49
0146	49	5,664	4.52	1246	1,264	176,017	5.61	2247	62	7056	4.51	3579	79	19,944	10.17
0174	1,467	275,194	7.66	1267	524	116,832	9.05	2309	721	153600	8.58	3642	3,374	534,563	6.34
0178	24	2,040	3.37	1304	616	117,840	7.71	2312	746	92757	4.96	3646	2,231	419,874	7.55
0179	336	66,456	8.07	1325	1,519	219,432	5.74	2334	65	22344	14.06	3668	24	2,016	3.10
0202	288	58,398	8.31	1429	1,351	213,741	6.35	2336	236	53256	9.17	3673	31	2,016	2.37
0206	2,730	532,111	7.92	1431	1,922	356,239	7.42	2354	31	20976	27.97	3686	1,236	198,532	6.49
0208	4	384	4.00	1432	1,376	246,787	7.17	2355	59	10536	7.12	3691	3,000	469,594	6.31
0211	3,654	542,494	5.94	1433	2,015	367,055	7.29	2357	556	98496	7.12	3734	33	2,016	2.29
0244	92	11,568	4.89	1434	2,058	358,448	6.97	2360	1,857	399684	8.74	3771	1,528	220,455	5.82
0248	2,060	529,764	10.53	1435	1,211	230,732	7.65	2361	203	56004	11.32	3789	113	18,888	6.79
0262	2,719	431,066	6.34	1436	2,279	367,281	6.40	2394	3,343	504483	6.01	3826	232	45,240	7.86
0271	25	2,016	3.02	1437	27	4,728	7.03	2404	3,066	493624	6.45	3831	436	110,112	10.26
0380	422	163,872	15.91	1438	1,643	284,045	6.91	2415	3,126	501413	6.39	3841	165	77,472	19.36
0394	11	1,992	7.20	1462	0	4,416	--	2462	1,050	188205	7.21	3871	1,515	317,328	8.45
0408	32	2,112	2.53	1492	1,244	280,441	9.20	2528	125	24840	7.98	3884	23	1,896	3.21
0427	67	11,646	7.03	1500	28	2,112	2.78	2617	264	56688	8.66	3941	74	7,608	3.93
0428	4,404	529,122	4.72	1528	1,433	366,583	10.46	2619	242	64992	10.93	3963	7	1,488	8.86
0429	195	22,416	4.43	1541	66	10,953	6.67	2621	1,298	277864	8.70	4040	471	92,806	7.95
0463	117	51,936	18.23	1569	221	32,160	5.81	2675	1,194	178918	6.01	4058	30	2,016	2.63
0493	18	1,704	3.63	1632	7	1,320	7.86	2676	1,042	146737	5.69	4098	1,826	417,420	9.37
0495	357	138,072	15.91	1641	227	110,280	20.01	2679	2,350	536229	9.30	4100	371	121,992	13.46
0496	27	10,872	16.72	1646	2,525	543,287	8.80	2715	1,854	354131	7.70	4137	1,269	221,233	7.09
0498	12	7,920	27.44	1663	48	11,460	9.69	2744	1,887	413376	8.91	4191	2,551	519,452	8.25
0509	3,173	549,223	6.96	1671	3,440	548,538	6.41	2758	123	23376	7.61	4256	0	21,906	--
0518	2,211	330,777	6.02	1680	1,259	261,792	8.37	2794	11	2064	7.57	4257	3,359	498,651	5.95
0521	35	5,760	6.55	1694	165	45,172	11.19	2797	2,548	529606	8.46	4258	204	25,608	5.02
0556	115	21,936	7.67	1696	1,149	268,080	9.45	2811	2,074	435389	8.54	4278	1,671	409,467	9.94
0569	2,724	399,353	5.88	1697	90	29,496	13.40	2813	30	31728	43.90	4299	129	86,976	27.91
0572	1,096	158,448	5.77	1698	1,411	291,219	8.40	2814	17	12336	30.02	4300	3,055	289,264	3.67
0576	151	23,352	6.17	1720	237	46,709	8.04	2815	264	58942	9.14	4305	2,708	266,616	3.83
0580	364	112,800	12.65	1761	123	16,680	5.40	2818	198	45312	9.28	4307	695	96,430	5.49
0587	959	121,272	4.98	1773	3,716	502,398	5.39	2986	292	54240	7.40	4309	3,843	517,057	5.35
0605	131	27,000	8.34	1810	24	2,112	3.44	3005	2,815	522,908	7.51	4311	3,900	543,389	5.54
0639	2,542	433,077	6.91	1823	25	1,968	3.11	3033	672	216,192	13.22	4313	300	39,432	5.21
0655	0	718	--	1870	357	47,496	5.19	3034	2	6,888	143.50	4319	105	29,208	11.32
0665	2,217	361,772	6.52	1875	20	1,752	3.46	3047	35	2,016	2.15	4329	3,007	438,183	5.80
0689	1,723	381,486	8.97	1876	52	10,920	8.42	3103	34	29,448	35.90	4331	0	5,112	--
0690	726	179,395	10.15	1889	334	38,734	4.55	3133	2,797	486,379	6.97	4375	1,307	232,138	7.23
0691	2,839	469,381	6.63	1903	378	83,753	9.08	3156	317	63,435	8.09	4392	508	72,624	5.60
0708	148	32,809	9.07	1914	22	1,752	3.04	3171	2,548	463,053	7.29	4425	926	264,416	11.73
0738	1,859	306,512	6.58	1920	491	109,392	9.03	3189	378	97,104	10.51	4440	1,679	283,440	6.74
0776	1,792	439,998	10.02	1921	3,260	476,617	5.83	3260	183	44,448	9.89	4476	1,972	344,677	7.07
0779	463	108,787	9.63	1937	1,300	186,288	5.65	3267	112	22,512	8.10	4498	13	4,944	15.72
0784	1,995	429,972	8.80	1956	3,516	486,210	5.52	3270	1,691	365,659	8.85	4517	1,893	328,752	6.97
0786	576	117,888	8.28	1970	29	1,992	2.60	3272	24	3,840	6.55	4520	1,267	220,430	7.07
0917	2,426	300,936	4.88	2014	527	69,312	5.23	3277	16	4,176	10.65	4525	35	1,992	2.09
0923	27	2,016	2.69	2015	3,791	484,318	5.07	3278	1,061	253,450	9.77	4563	30	2,112	2.66
0926	3,374	551,357	6.56	2019	29	2,016	2.68	3280	166	41,832	10.31	4570	2,471	548,973	9.04
0950	46	18,936	17.03	2024	2,114	391,758	7.46	3281	46	26,304	23.68	4577	2,209	305,664	5.52
0996	30	1,992	2.53	2042	13	16,080	51.41	3283	1,851	247,224	5.26	4591	2,938	431,406	5.81
1013	266	63,492	9.79	2043	94	36,960	16.23	3284	3,115	499,445	6.45	4670	2,704	541,246	8.14
1017	3,047	549,062	7.28	2048	1,832	409,659	9.11	3285	2,479	382,496	6.24	4671	169	25,848	6.18
1042	26	1,488	2.03	2050	80	17,448	8.88	3329	1,740	306,792	7.08	4679	2,769	429,394	6.24
1048	27	1,728	2.49	2051	67	26,304	16.14	3335	232	33,792	5.78	4696	15	1,992	5.37
1053	697	145,392	8.43	2053	10	3,552	14.62	3370	2,028	317,621	6.25	4703	126	31,392	10.16
1057	1,770	363,120	8.28	2073	995	146,832	5.90	3410	2,563	514,264	8.15	4704	434	61,368	5.59
1063	26	1,968	2.85	2082	1,903	519,707	11.20	3415	3,170	537,022	6.84	4731	137	17,160	4.95
1068	2,882	512,393	7.15	2086	2,626	548,518	8.46	3430	4,690	530,963	4.46	4792	1,310	213,141	6.59
1080	209	61,344	12.09	2088	57	10,190	7.20	3431	292	32,784	4.42	4819	315	39,480	4.99
1081	1,326	241,368	7.29	2090	375	58,356	6.29	3441	44	42,816	40.32	4852	17	2,016	4.82
1133	17	2,784	6.46	2096	2,837	493,125	6.99	3442	539	171,216	12.98	4866	3,037	548,790	7.26
1136	4,047	532,054	5.23	2128	360	68,160	7.59	3446	698	213,312	12.53	4876	146	29,184	8.11
1138	21	1,320	2.40	2131	2,462	483,317	7.98	3460	44	7,008	6.40	4878	2,969	350,328	4.63
1139	101	13,056	5.06	2142	20	2,016	3.83	3462	152	49,920	13.42	4880	2,788	551,284	8.02

Appendix 4–1.2. Number of storms, total duration, and mean storm interevent time defined by 8-hour minimum interevent time for hourly rainfall stations in Texas—Continued.

Station no.	No. of storms	Total duration (hours)	Mean storm interevent time (days)	Station no.	No. of storms	Total duration (hours)	Mean storm interevent time (days)	Station no.	No. of storms	Total duration (hours)	Mean storm interevent time (days)	Station no.	No. of storms	Total duration (hours)	Mean storm interevent time (days)
4920	2,172	524,353	9.85	5775	14	5112	15.00	7481	1,548	495,877	13.16	8743	3,795	527995	5.52
4934	8	1,992	10.18	5779	22	5880	10.77	7497	1,557	243,992	6.33	8761	1,076	256,990	9.78
4972	2,772	494,452	7.20	5840	394	78888	8.04	7498	318	49,632	6.30	8778	2,815	398,041	5.66
4973	486	119,208	9.93	5890	2,582	515614	8.09	7499	2,576	523,925	8.27	8845	3,339	550,655	6.63
4974	1,397	340,313	9.93	5891	170	53304	12.85	7531	150	49,968	13.56	8859	2,143	312,504	5.77
4975	1,830	257,716	5.65	5897	1,600	245324	6.20	7534	348	103,032	12.10	8898	733	116,904	6.34
4978	157	47,496	12.39	5957	2,439	445446	7.40	7556	2,961	493,793	6.73	8908	43	5,904	5.46
4979	22	1,896	3.13	5958	219	41136	7.58	7594	2,254	309,414	5.45	8910	22	1,968	3.53
4982	1,126	248,714	8.95	5973	118	23376	7.96	7596	174	26,136	6.00	8911	960	164,256	6.91
5018	763	134,338	7.06	5996	3,219	549087	6.86	7608	1,782	249,648	5.60	8924	465	181,152	16.07
5048	1,742	503,770	11.87	6017	140	23280	6.70	7622	22	4,152	7.69	8929	26	2,016	2.93
5049	103	34,272	13.72	6024	281	72480	10.44	7700	2,532	308,448	4.78	8942	2,335	300,835	5.14
5056	5	10,104	83.94	6050	20	6,576	13.36	7706	2,288	502,063	8.94	8944	1,309	144,888	4.36
5057	1,019	189,960	7.51	6104	2,774	478,193	7.01	7718	113	34,320	12.38	8996	3,129	399,638	5.06
5060	313	59,904	7.70	6108	3,360	542,529	6.48	7745	440	70,872	6.35	9014	23	1,896	3.08
5081	1,383	180,720	5.12	6136	2,386	539,302	9.26	7922	339	111,768	13.56	9037	733	240,720	13.46
5094	2,953	468,823	6.40	6166	98	14,520	5.94	7936	2,461	306,666	4.95	9106	217	65,736	12.40
5113	2,848	523,501	7.43	6176	420	69,264	6.57	7943	2,840	474,742	6.72	9107	40	26,784	27.76
5114	0	1,488	--	6177	2,930	440,385	6.02	7944	84	8,592	3.99	9129	121	23,376	7.82
5123	16	3,072	7.78	6210	2,368	354,217	6.01	7945	4,454	543,166	4.80	9163	2,487	550,742	8.99
5192	1,879	332,072	7.12	6211	535	93,000	7.02	7947	270	49,618	7.42	9213	258	38,700	5.96
5193	3,590	550,050	6.13	6270	1,969	256,135	5.20	7948	1,146	213,840	7.54	9214	33	2,016	2.27
5224	389	52,608	5.37	6275	0	2,920	--	7951	1,101	141,648	5.08	9222	243	31,416	5.08
5228	447	79,632	7.18	6276	28	2,016	2.67	7953	133	23,352	7.04	9248	137	52,272	15.63
5235	33	4,392	5.23	6335	2,485	354,128	5.66	7981	250	112,728	18.55	9266	83	17,160	8.34
5247	2,779	552,074	8.08	6434	23	8,016	14.25	7990	143	23,304	6.52	9270	1,830	382,084	8.55
5258	963	177,528	7.40	6504	2,525	548,140	8.86	7992	28	1,896	2.59	9295	115	27,672	9.86
5303	710	179,592	10.28	6558	32	5,688	7.12	7997	125	34,656	11.34	9304	4	336	3.50
5312	1,997	404,451	8.25	6615	706	194,104	11.29	7999	19	13,992	30.45	9307	275	79272	11.75
5341	29	2,016	2.59	6660	123	32,880	10.84	8022	74	48,504	27.07	9328	187	34344	7.38
5342	0	4,404	--	6663	113	36,168	13.16	8023	1,715	484,077	11.56	9329	16	3240	8.10
5348	1,756	240,206	5.47	6734	410	102,262	10.14	8047	2,624	548,776	8.49	9345	3	960	13.33
5358	1,560	387,072	10.11	6736	1,898	452,975	9.76	8060	140	23,376	6.68	9363	1,140	135816	4.72
5398	2,986	411,020	5.44	6740	17	2,016	4.44	8062	45	6,504	5.70	9364	3,882	418894	4.25
5410	2,460	528,181	8.76	6750	281	37,990	5.38	8068	39	21,192	22.44	9365	38	5664	6.00
5411	2,881	462,238	6.44	6757	4,044	551,361	5.42	8081	2,814	537,081	7.71	9371	160	31416	7.90
5424	486	56,254	4.49	6775	604	110,784	7.38	8089	43	5,760	5.33	9417	2,163	331982	6.13
5429	1,098	193,392	7.09	6776	2,315	431,190	7.56	8221	21	1,896	3.32	9419	4,206	542606	5.09
5431	18	13,848	31.61	6788	191	29,256	6.13	8252	1,940	529,928	11.18	9435	83	33600	16.63
5461	1,952	324,672	6.62	6792	1,742	419,078	9.88	8265	1,763	217,176	4.82	9491	2,967	443170	5.98
5463	1,289	224790	7.06	6794	29	2,016	2.51	8289	55	36,528	27.38	9499	1,947	431095	9.04
5471	27	3480	5.28	6834	2,295	317,594	5.55	8305	1,804	512,439	11.68	9522	17	2016	4.59
5477	25	1992	3.08	6893	1,347	374,777	11.43	8335	1,806	259,728	5.67	9527	2,371	539410	9.31
5528	1,317	262609	8.05	6935	1,938	406,635	8.58	8400	239	62,112	10.65	9532	3,024	484263	6.45
5579	1	696	29.00	6981	207	132,768	26.47	8445	1,409	206,856	5.83	9544	5	2928	24.27
5580	29	1944	2.59	7020	146	21,432	5.77	8446	1,987	268,785	5.42	9565	1,591	352743	9.03
5589	181	37872	8.56	7060	1,048	277,917	10.87	8451	282	71,544	10.32	9570	550	100848	7.48
5590	185	39024	8.56	7066	3,348	470,310	5.59	8531	1,717	305,116	7.13	9574	25	2856	4.61
5591	693	170232	10.05	7074	2,225	523,667	9.63	8541	111	22,615	8.21	9588	2,218	457802	8.37
5592	591	151920	10.53	7097	121	29,232	9.80	8544	563	110,871	7.94	9665	3,518	548295	6.25
5594	177	68448	15.95	7116	646	167,304	10.55	8545	22	4,656	8.51	9715	2,863	443326	6.21
5595	2	8016	167.00	7140	2,760	395,594	5.73	8563	1,375	220,484	6.48	9729	3,741	549310	5.85
5596	1,384	292949	8.69	7173	1,210	115,200	3.70	8566	583	143,616	10.07	9772	1,093	140832	5.12
5600	452	105888	9.55	7174	5,042	474,094	3.65	8583	948	203,370	8.76	9814	38	13030	13.96
5618	37	2112	2.13	7213	838	156,336	7.50	8584	1,457	344,280	9.62	9815	785	121848	6.19
5650	20	1896	3.69	7243	3,063	549,034	7.26	8623	1,753	319,544	7.38	9816	80	35472	18.24
5656	1,753	326279	7.59	7262	105	27,360	10.73	8625	1,398	243,840	6.97	9817	1,548	356901	9.41
5658	945	209400	8.97	7274	459	121,725	10.82	8630	821	226,383	11.27	9829	1,609	436603	11.12
5661	240	46672	7.92	7300	1,302	258,332	8.03	8631	939	243,264	10.54	9830	165	45216	11.23
5666	36	5880	6.55	7311	32	6,600	8.41	8646	1,979	338,752	6.86	9858	1,450	293448	8.19
5695	2,452	448602	7.36	7363	28	2,016	2.74	8647	1,413	282860	8.16	9893	2,790	537872	7.79
5742	21	5784	11.22	7422	3,169	544,386	6.93	8677	183	64,752	14.46	9916	1,166	185230	6.36
5766	34	2016	2.21	7431	1,562	456,709	11.97	8696	29	2,016	2.69	9976	2,181	549337	10.26
5770	3,038	545182	7.26												

Appendix 4–1.3. Number of storms, total duration, and mean storm interevent time defined by 12-hour minimum interevent time for hourly rainfall stations in Texas.

[--, not available]

Station no.	No. of storms	Total duration (hours)	Mean storm interevent time (days)	Station no.	No. of storms	Total duration (hours)	Mean storm interevent time (days)	Station no.	No. of storms	Total duration (hours)	Mean storm interevent time (days)	Station no.	No. of storms	Total duration (hours)	Mean storm interevent time (days)
0015	7	624	3.14	1154	215	26,928	4.87	2160	23	4,752	8.04	3463	48	30,096	25.78
0016	3,189	543,665	6.78	1165	612	147,768	9.74	2206	759	105,121	5.47	3476	709	127,848	7.21
0050	965	197,240	8.16	1185	379	185,232	20.15	2238	252	51,864	8.29	3485	22	1,968	3.38
0054	53	5,688	4.22	1186	117	19,128	6.50	2240	94	12,864	5.46	3507	1,078	188,267	7.02
0120	22	1,896	2.99	1188	10	1,872	7.53	2242	1,745	253,435	5.70	3546	3,210	485,758	5.98
0145	179	28,392	6.33	1245	27	1,992	2.50	2244	3,345	535,994	6.35	3547	202	51,144	10.25
0146	44	5,664	4.99	1246	1,140	176,017	6.18	2247	57	7,056	4.87	3579	77	19,944	10.42
0174	1,356	275,194	8.26	1267	484	116,832	9.77	2309	662	153,600	9.31	3642	3,115	534,563	6.84
0178	22	2,040	3.62	1304	561	117,840	8.42	2312	679	92,757	5.41	3646	2,106	419,874	7.97
0179	321	66,456	8.43	1325	1,392	219,432	6.23	2334	60	22,344	15.19	3668	20	2,016	3.65
0202	269	58,398	8.87	1429	1,254	213,741	6.81	2336	226	53,256	9.56	3673	25	2,016	2.83
0206	2,505	532,111	8.59	1431	1,766	356,239	8.04	2354	27	20,976	32.06	3686	1,122	198,532	7.11
0208	3	384	5.33	1432	1,283	246,787	7.66	2355	54	10,536	7.75	3691	2,764	469,594	6.81
0211	3,334	542,494	6.47	1433	1,849	367,055	7.91	2357	512	98,496	7.70	3734	28	2,016	2.61
0244	80	11,568	5.56	1434	1,907	358,448	7.49	2360	1,690	399,684	9.56	3771	1,418	220,455	6.24
0248	1,915	529,764	11.30	1435	1,127	230,732	8.19	2361	186	56,004	12.32	3789	105	18,888	7.28
0262	2,499	431,066	6.87	1436	2,106	367,281	6.89	2394	3,092	504,483	6.46	3826	212	45,240	8.57
0271	22	2,016	3.36	1437	23	4,728	8.19	2404	2,821	493,624	6.98	3831	402	110,112	11.10
0380	402	163,872	16.68	1438	1,509	284,045	7.48	2415	2,881	501,413	6.90	3841	152	77,472	20.98
0394	9	1,992	8.71	1462	0	4,416	--	2462	979	188,205	7.70	3871	1,377	317,328	9.26
0408	27	2,112	2.91	1492	1,132	280,441	10.08	2528	116	24,840	8.57	3884	21	1,896	3.48
0427	57	11,646	8.20	1500	27	2,112	2.87	2617	244	56,688	9.34	3941	64	7,608	4.49
0428	3,936	529,122	5.23	1528	1,323	366,583	11.29	2619	220	64,992	11.98	3963	7	1,488	8.86
0429	174	22,416	4.92	1541	62	10,953	7.08	2621	1,212	277,864	9.28	4040	448	92,806	8.34
0463	115	51,936	18.54	1569	200	32,160	6.38	2675	1,109	178,918	6.44	4058	26	2,016	2.97
0493	17	1,704	3.82	1632	7	1,320	7.86	2676	959	146,737	6.15	4098	1,683	417,420	10.13
0495	341	138,072	16.64	1641	214	110,280	21.20	2679	2,134	536,229	10.20	4100	344	121,992	14.49
0496	27	10,872	16.72	1646	2,356	543,287	9.40	2715	1,717	354,131	8.28	4137	1,149	221,233	7.78
0498	12	7,920	27.44	1663	42	11,460	11.02	2744	1,724	413,376	9.71	4191	2,343	519,452	8.95
0509	2,856	549,223	7.69	1671	3,150	548,538	6.96	2758	110	23,376	8.47	4256	0	21,906	--
0518	2,037	330,777	6.50	1680	1,169	261,792	8.99	2794	11	2,064	7.54	4257	3,066	498,651	6.48
0521	33	5,760	6.92	1694	146	45,172	12.59	2797	2,370	529,606	9.07	4258	182	25,608	5.58
0556	111	21,936	7.93	1696	1,080	268,080	10.03	2811	1,910	435,389	9.24	4278	1,555	409,467	10.66
0569	2,517	399,353	6.33	1697	85	29,496	14.17	2813	27	31,728	48.74	4299	125	86,976	28.79
0572	1,017	158,448	6.19	1698	1,293	291,219	9.13	2814	17	12,336	30.02	4300	2,768	289,264	4.01
0576	131	23,352	7.05	1720	216	46,709	8.78	2815	247	58,942	9.74	4305	2,438	266,616	4.21
0580	338	112,800	13.59	1761	111	16,680	5.93	2818	184	45,312	9.96	4307	609	96,430	6.21
0587	872	121,272	5.43	1773	3,387	502,398	5.88	2986	267	54,240	8.06	4309	3,564	517,057	5.74
0605	120	27,000	9.07	1810	24	2,112	3.42	3005	2,623	522,908	8.03	4311	3,587	543,389	5.99
0639	2,358	433,077	7.42	1823	23	1,968	3.33	3033	646	216,192	13.73	4313	266	39,432	5.82
0655	0	718	--	1870	340	47,496	5.43	3034	2	6,888	143.50	4319	98	29,208	12.10
0665	2,070	361,772	6.95	1875	17	1,752	4.01	3047	34	2,016	2.20	4329	2,770	438,183	6.26
0689	1,576	381,486	9.77	1876	49	10,920	8.91	3103	33	29,448	36.97	4331	0	5,112	--
0690	671	179,395	10.95	1889	268	38,734	5.58	3133	2,583	486,379	7.51	4375	1,187	232,138	7.92
0691	2,667	469,381	7.03	1903	349	83,753	9.81	3156	285	63,435	8.95	4392	458	72,624	6.16
0708	135	32,809	9.90	1914	20	1,752	3.29	3171	2,369	463,053	7.82	4425	856	264,416	12.65
0738	1,716	306,512	7.09	1920	456	109,392	9.69	3189	345	97,104	11.48	4440	1,544	283,440	7.30
0776	1,669	439,998	10.73	1921	3,003	476,617	6.30	3260	169	44,448	10.68	4476	1,805	344,677	7.69
0779	441	108,787	10.09	1937	1,187	186,288	6.16	3267	107	22,512	8.46	4498	11	4,944	18.51
0784	1,846	429,972	9.48	1956	3,262	486,210	5.91	3270	1,552	365,659	9.61	4517	1,735	328,752	7.57
0786	524	117,888	9.06	1970	24	1,992	3.04	3272	23	3,840	6.82	4520	1,144	220,430	7.79
0917	2,251	300,936	5.23	2014	479	69,312	5.72	3277	15	4,176	11.32	4525	30	1,992	2.36
0923	27	2,016	2.67	2015	3,428	484,318	5.57	3278	1,001	253,450	10.33	4563	28	2,112	2.82
0926	3,112	551,357	7.08	2019	25	2,016	3.03	3280	158	41,832	10.81	4570	2,269	548,973	9.81
0950	45	18,936	17.40	2024	1,944	391,758	8.08	3281	45	26,304	24.20	4577	2,048	305,664	5.92
0996	24	1,992	3.04	2042	12	16,080	55.66	3283	1,671	247,224	5.79	4591	2,707	431,406	6.27
1013	245	63,492	10.60	2043	86	36,960	17.70	3284	2,856	499,445	7.00	4670	2,484	541,246	8.82
1017	2,775	549,062	7.96	2048	1,690	409,659	9.84	3285	2,243	382,496	6.85	4671	148	25,848	6.99
1042	20	1,488	2.52	2050	70	17,448	10.08	3329	1,595	306,792	7.69	4679	2,505	429,394	6.86
1048	27	1,728	2.49	2051	65	26,304	16.62	3335	208	33,792	6.40	4696	14	1,992	5.76
1053	633	145,392	9.24	2053	10	3,552	14.62	3370	1,897	317,621	6.65	4703	121	31,392	10.56
1057	1,643	363,120	8.89	2073	919	146,832	6.36	3410	2,356	514,264	8.84	4704	397	61,368	6.07
1063	22	1,968	3.28	2082	1,789	519,707	11.89	3415	2,884	537,022	7.48	4731	124	17,160	5.42
1068	2,649	512,393	7.75	2086	2,406	548,518	9.20	3430	4,192	530,963	4.94	4792	1,195	213,141	7.19
1080	193	61,344	13.06	2088	49	10,190	8.31	3431	246	32,784	5.16	4819	288	39,480	5.42
1081	1,229	241,368	7.83	2090	349	58,356	6.73	3441	41	42,816	43.24	4852	16	2,016	5.10
1133	16	2,784	6.84	2096	2,614	493,125	7.55	3442	499	171,216	13.99	4866	2,803	548,790	7.84
1136	3,650	532,054	5.76	2128	323	68,160	8.41	3446	654	213,312	13.34	4876	137	29,184	8.62
1138	19	1,320	2.61	2131	2,250	483,317	8.69	3460	41	7,008	6.84	4878	2,716	350,328	5.02
1139	89	13,056	5.69	2142	19	2,016	4.01	3462	144	49,920	14.14	4880	2,595	551,284	8.59

Appendix 4–1.3. Number of storms, total duration, and mean storm interevent time defined by 12-hour minimum interevent time for hourly rainfall stations in Texas—Continued.

Station no.	No. of storms	Total duration (hours)	Mean storm interevent time (days)	Station no.	No. of storms	Total duration (hours)	Mean storm interevent time (days)	Station no.	No. of storms	Total duration (hours)	Mean storm interevent time (days)	Station no.	No. of storms	Total duration (hours)	Mean storm interevent time (days)
4920	2,036	524,353	10.48	5775	13	5,112	16.12	7481	1,448	495,877	14.04	8743	3,466	527,995	6.01
4934	7	1,992	11.53	5779	19	5,880	12.39	7497	1,406	243,992	6.97	8761	1,007	256,990	10.42
4972	2,552	494,452	7.78	5840	355	78,888	8.88	7498	295	49,632	6.76	8778	2,557	398,041	6.19
4973	446	119,208	10.79	5890	2,354	515,614	8.84	7499	2,349	523,925	9.03	8845	2,985	550,655	7.37
4974	1,289	340,313	10.73	5891	159	53,304	13.71	7531	139	49,968	14.60	8859	1,987	312,504	6.19
4975	1,674	257,716	6.14	5897	1,455	245,324	6.77	7534	320	103,032	13.12	8898	674	116,904	6.86
4978	143	47,496	13.56	5957	2,261	445,446	7.95	7556	2,729	493,793	7.27	8908	36	5,904	6.47
4979	21	1,896	3.26	5958	199	41,136	8.30	7594	2,115	309,414	5.79	8910	20	1,968	3.85
4982	1,052	248,714	9.56	5973	106	23,376	8.81	7596	167	26,136	6.23	8911	904	164,256	7.31
5018	709	134,338	7.57	5996	2,931	549,087	7.49	7608	1,644	249,648	6.03	8924	439	181,152	17.00
5048	1,614	503,770	12.78	6017	131	23,280	7.14	7622	22	4,152	7.69	8929	22	2,016	3.38
5049	99	34,272	14.26	6024	258	72,480	11.33	7700	2,311	308,448	5.20	8942	2,131	300,835	5.59
5056	5	10,104	83.94	6050	20	6,576	13.36	7706	2,086	502,063	9.77	8944	1,205	144,888	4.70
5057	941	189,960	8.10	6104	2,586	478,193	7.49	7718	102	34,320	13.68	8996	2,924	399,638	5.39
5060	294	59,904	8.17	6108	3,086	542,529	7.02	7745	395	70,872	7.04	9014	23	1,896	3.08
5081	1,270	180,720	5.54	6136	2,211	539,302	9.96	7922	319	111,768	14.39	9037	693	240,720	14.21
5094	2,691	468,823	6.98	6166	92	14,520	6.30	7936	2,277	306,666	5.32	9106	201	65,736	13.35
5113	2,559	523,501	8.23	6176	390	69,264	7.04	7943	2,606	474,742	7.29	9107	35	26,784	31.67
5114	0	1,488	--	6177	2,669	440,385	6.57	7944	76	8,592	4.37	9129	109	23,376	8.63
5123	15	3,072	8.27	6210	2,184	354,217	6.48	7945	3,982	543,166	5.32	9163	2,301	550,742	9.69
5192	1,724	332,072	7.72	6211	483	93,000	7.73	7947	249	49,618	8.01	9213	224	38,700	6.80
5193	3,265	550,050	6.71	6270	1,804	256,135	5.64	7948	1,060	213,840	8.12	9214	30	2,016	2.46
5224	348	52,608	5.96	6275	0	2,920	--	7951	1,028	141,648	5.41	9222	210	31,416	5.83
5228	433	79,632	7.40	6276	24	2,016	3.05	7953	121	23,352	7.70	9248	128	52,272	16.70
5235	30	4,392	5.71	6335	2,302	354,128	6.08	7981	230	112,728	20.13	9266	74	17,160	9.31
5247	2,556	552,074	8.75	6434	19	8,016	17.16	7990	130	23,304	7.13	9270	1,710	382,084	9.12
5258	883	177,528	8.03	6504	2,317	548,140	9.62	7992	23	1,896	3.08	9295	105	27,672	10.75
5303	651	179,592	11.17	6558	30	5,688	7.57	7997	120	34,656	11.79	9304	4	336	3.50
5312	1,826	404,451	8.99	6615	648	194,104	12.27	7999	19	13,992	30.45	9307	254	79,272	12.69
5341	27	2,016	2.76	6660	112	32,880	11.86	8022	68	48,504	29.42	9328	178	34,344	7.73
5342	0	4,404	--	6663	103	36,168	14.41	8023	1,592	484,077	12.43	9329	15	3,240	8.62
5348	1,595	240,206	5.98	6734	374	102,262	11.08	8047	2,416	548,776	9.19	9345	2	960	20.00
5358	1,456	387,072	10.80	6736	1,764	452,975	10.47	8060	128	23,376	7.27	9363	1,024	135,816	5.21
5398	2,765	411,020	5.85	6740	15	2,016	4.98	8062	41	6,504	6.23	9364	3,509	418,894	4.66
5410	2,293	528,181	9.37	6750	245	37,990	6.10	8068	36	21,192	24.28	9365	34	5,664	6.66
5411	2,636	462,238	7.00	6757	3,712	551,361	5.86	8081	2,584	537,081	8.36	9371	147	31,416	8.56
5424	426	56,254	5.07	6775	554	110,784	8.02	8089	40	5,760	5.71	9417	2,009	331,982	6.57
5429	1,015	193,392	7.64	6776	2,149	431,190	8.12	8221	19	1,896	3.63	9419	3,820	542,606	5.57
5431	16	13,848	35.51	6788	173	29,256	6.73	8252	1,799	529,928	12.03	9435	77	33,600	17.90
5461	1,787	324,672	7.20	6792	1,650	419,078	10.41	8265	1,637	217,176	5.16	9491	2,716	443,170	6.49
5463	1,191	224,790	7.61	6794	25	2,016	2.82	8289	53	36,528	28.40	9499	1,784	431,095	9.83
5471	25	3,480	5.66	6834	2,122	317,594	5.97	8305	1,697	512,439	12.39	9522	15	2,016	5.15
5477	24	1,992	3.18	6893	1,268	374,777	12.12	8335	1,664	259,728	6.12	9527	2,156	539,410	10.20
5528	1,228	262,609	8.60	6935	1,801	406,635	9.20	8400	216	62,112	11.74	9532	2,788	484,263	6.97
5579	1	696	29.00	6981	192	132,768	28.51	8445	1,314	206,856	6.22	9544	5	2,928	24.27
5580	27	1,944	2.73	7020	127	21,432	6.57	8446	1,826	268,785	5.87	9565	1,473	352,743	9.72
5589	172	37,872	8.99	7060	958	277,917	11.86	8451	259	71,544	11.20	9570	512	100,848	8.00
5590	170	39,024	9.27	7066	3,052	470,310	6.09	8531	1,597	305,116	7.63	9574	22	2,856	5.18
5591	656	170,232	10.60	7074	2,077	523,667	10.28	8541	102	22,615	8.90	9588	2,030	457,802	9.11
5592	545	151,920	11.38	7097	111	29,232	10.65	8544	524	110,871	8.50	9665	3,246	548,295	6.74
5594	171	68,448	16.50	7116	608	167,304	11.19	8545	20	4,656	9.31	9715	2,640	443,326	6.70
5595	2	8,016	167.00	7140	2,542	395,594	6.19	8563	1,245	220,484	7.12	9729	3,406	549,310	6.38
5596	1,282	292,949	9.35	7173	1,101	115,200	4.02	8566	559	143,616	10.48	9772	1,016	140,832	5.48
5600	424	105,888	10.16	7174	4,518	474,094	4.02	8583	856	203,370	9.66	9814	35	13,030	15.13
5618	33	2,112	2.34	7213	776	156,336	8.07	8584	1,335	344,280	10.47	9815	728	121,848	6.64
5650	19	1,896	3.86	7243	2,800	549,034	7.90	8623	1,605	319,544	8.02	9816	74	35,472	19.69
5656	1,591	326,279	8.33	7262	102	27,360	11.03	8625	1,298	243,840	7.48	9817	1,424	356,901	10.20
5658	876	209,400	9.64	7274	431	121,725	11.50	8630	782	226,383	11.81	9829	1,490	436,603	11.97
5661	221	46,672	8.57	7300	1,221	258,332	8.54	8631	860	243,264	11.48	9830	156	45,216	11.85
5666	35	5,880	6.72	7311	30	6,600	8.94	8646	1,854	338,752	7.30	9858	1,373	293,448	8.63
5695	2,279	448,602	7.89	7363	27	2,016	2.82	8647	1,285	282,860	8.94	9893	2,580	537,872	8.40
5742	19	5,784	12.37	7422	2,899	544,386	7.54	8677	167	64,752	15.81	9916	1,079	185,230	6.84
5766	30	2,016	2.44	7431	1,475	456,709	12.65	8696	26	2,016	2.94	9976	2,015	549,337	11.08
5770	2,812	545,182	7.81												

Appendix 4–1.4. Number of storms, total duration, and mean storm interevent time defined by 18-hour minimum interevent time for hourly rainfall stations in Texas.

[--, not available]

Station no.	No. of storms	Total duration (hours)	Mean storm interevent time (days)	Station no.	No. of storms	Total duration (hours)	Mean storm interevent time (days)	Station no.	No. of storms	Total duration (hours)	Mean storm interevent time (days)	Station no.	No. of storms	Total duration (hours)	Mean storm interevent time (days)
0015	7	624	3.14	1154	185	26,928	5.55	2160	22	4,752	8.40	3463	44	30,096	28.07
0016	2,882	543,665	7.44	1165	566	147,768	10.49	2206	697	105,121	5.90	3476	643	127,848	7.88
0050	900	197,240	8.71	1185	361	185,232	21.13	2238	219	51,864	9.45	3485	22	1,968	3.38
0054	48	5,688	4.59	1186	100	19,128	7.50	2240	81	12,864	6.24	3507	975	188,267	7.69
0120	17	1,896	3.69	1188	8	1,872	9.16	2242	1,582	253,435	6.23	3546	2,921	485,758	6.52
0145	155	28,392	7.21	1245	22	1,992	3.00	2244	2,991	535,994	7.03	3547	192	51,144	10.75
0146	41	5,664	5.31	1246	1,021	176,017	6.83	2247	48	7,056	5.65	3579	71	19,944	11.26
0174	1,217	275,194	9.13	1267	448	116,832	10.50	2309	596	153,600	10.28	3642	2,837	534,563	7.45
0178	18	2,040	4.34	1304	502	117,840	9.34	2312	607	92,757	5.98	3646	1,931	419,874	8.64
0179	292	66,456	9.20	1325	1,249	219,432	6.87	2334	55	22,344	16.52	3668	18	2,016	3.99
0202	247	58,398	9.60	1429	1,119	213,741	7.56	2336	208	53,256	10.34	3673	22	2,016	3.14
0206	2,277	532,111	9.40	1431	1,598	356,239	8.82	2354	25	20,976	34.58	3686	1,012	198,532	7.82
0208	3	384	5.33	1432	1,162	246,787	8.39	2355	46	10,536	9.01	3691	2,509	469,594	7.44
0211	3,059	542,494	7.00	1433	1,688	367,055	8.60	2357	466	98,496	8.40	3734	23	2,016	3.05
0244	69	11,568	6.35	1434	1,724	358,448	8.23	2360	1,490	399,684	10.77	3771	1,297	220,455	6.77
0248	1,775	529,764	12.15	1435	1,024	230,732	8.95	2361	170	56,004	13.41	3789	96	18,888	7.89
0262	2,268	431,066	7.50	1436	1,915	367,281	7.52	2394	2,835	504,483	7.00	3826	203	45,240	8.92
0271	17	2,016	4.20	1437	22	4,728	8.53	2404	2,587	493,624	7.56	3831	360	110,112	12.32
0380	372	163,872	17.98	1438	1,375	284,045	8.16	2415	2,629	501,413	7.51	3841	141	77,472	22.57
0394	8	1,992	9.73	1462	0	4,416	--	2462	888	188,205	8.43	3871	1,258	317,328	10.08
0408	24	2,112	3.20	1492	1,023	280,441	11.09	2528	106	24,840	9.33	3884	20	1,896	3.63
0427	49	11,646	9.44	1500	24	2,112	3.15	2617	227	56,688	9.99	3941	56	7,608	5.04
0428	3,500	529,122	5.81	1528	1,218	366,583	12.22	2619	207	64,992	12.70	3963	6	1,488	10.19
0429	151	22,416	5.58	1541	57	10,953	7.64	2621	1,115	277,864	10.04	4040	416	92,806	8.94
0463	106	51,936	20.06	1569	168	32,160	7.48	2675	1,008	178,918	7.03	4058	20	2,016	3.67
0493	16	1,704	3.98	1632	7	1,320	7.73	2676	871	146,737	6.71	4098	1,546	417,420	10.98
0495	314	138,072	18.02	1641	195	110,280	23.21	2679	1,938	536,229	11.18	4100	324	121,992	15.35
0496	27	10,872	16.72	1646	2,145	543,287	10.27	2715	1,590	354,131	8.90	4137	1,046	221,233	8.49
0498	11	7,920	29.87	1663	37	11,460	12.42	2744	1,604	413,376	10.39	4191	2,134	519,452	9.77
0509	2,593	549,223	8.40	1671	2,833	548,538	7.68	2758	101	23,376	9.17	4256	0	21,906	--
0518	1,863	330,777	7.05	1680	1,070	261,792	9.77	2794	11	2,064	7.54	4257	2,773	498,651	7.11
0521	32	5,760	7.12	1694	137	45,172	13.38	2797	2,170	529,606	9.85	4258	162	25,608	6.20
0556	100	21,936	8.74	1696	992	268,080	10.87	2811	1,740	435,389	10.08	4278	1,446	409,467	11.41
0569	2,268	399,353	6.96	1697	83	29,496	14.49	2813	22	31,728	59.73	4299	118	86,976	30.46
0572	914	158,448	6.82	1698	1,162	291,219	10.09	2814	16	12,336	31.81	4300	2,423	289,264	4.50
0576	119	23,352	7.70	1720	199	46,709	9.48	2815	230	58,942	10.41	4305	2,148	266,616	4.70
0580	312	112,800	14.67	1761	97	16,680	6.68	2818	172	45,312	10.61	4307	529	96,430	7.05
0587	789	121,272	5.94	1773	3,059	502,398	6.44	2986	244	54,240	8.77	4309	3,263	517,057	6.21
0605	110	27,000	9.84	1810	22	2,112	3.68	3005	2,396	522,908	8.73	4311	3,272	543,389	6.51
0639	2,146	433,077	8.09	1823	21	1,968	3.58	3033	621	216,192	14.26	4313	236	39,432	6.49
0655	0	718	--	1870	307	47,496	5.95	3034	2	6,888	143.50	4319	85	29,208	13.86
0665	1,900	361,772	7.52	1875	16	1,752	4.18	3047	23	2,016	2.99	4329	2,533	438,183	6.79
0689	1,443	381,486	10.61	1876	43	10,920	10.09	3103	28	29,448	43.46	4331	0	5,112	--
0690	615	179,395	11.89	1889	229	38,734	6.43	3133	2,368	486,379	8.14	4375	1,061	232,138	8.79
0691	2,464	469,381	7.56	1903	322	83,753	10.57	3156	252	63,435	10.05	4392	417	72,624	6.71
0708	125	32,809	10.64	1914	19	1,752	3.44	3171	2,169	463,053	8.48	4425	780	264,416	13.83
0738	1,578	306,512	7.66	1920	416	109,392	10.57	3189	319	97,104	12.37	4440	1,415	283,440	7.91
0776	1,564	439,998	11.41	1921	2,732	476,617	6.86	3260	155	44,448	11.59	4476	1,645	344,677	8.37
0779	395	108,787	11.20	1937	1,101	186,288	6.59	3267	100	22,512	9.01	4498	11	4,944	18.51
0784	1,696	429,972	10.26	1956	2,963	486,210	6.45	3270	1,431	365,659	10.37	4517	1,575	328,752	8.28
0786	481	117,888	9.82	1970	22	1,992	3.26	3272	19	3,840	8.09	4520	1,035	220,430	8.54
0917	2,045	300,936	5.70	2014	420	69,312	6.43	3277	14	4,176	12.14	4525	21	1,992	3.13
0923	23	2,016	3.03	2015	3,007	484,318	6.26	3278	931	253,450	11.06	4563	26	2,112	2.99
0926	2,834	551,357	7.71	2019	20	2,016	3.63	3280	150	41,832	11.35	4570	2,070	548,973	10.70
0950	43	18,936	18.17	2024	1,779	391,758	8.77	3281	43	26,304	25.30	4577	1,880	305,664	6.40
0996	20	1,992	3.53	2042	10	16,080	66.67	3283	1,487	247,224	6.43	4591	2,445	431,406	6.88
1013	224	63,492	11.54	2043	80	36,960	18.99	3284	2,555	499,445	7.76	4670	2,255	541,246	9.66
1017	2,524	549,062	8.69	2048	1,545	409,659	10.71	3285	2,025	382,496	7.53	4671	134	25,848	7.64
1042	18	1,488	2.70	2050	60	17,448	11.65	3329	1,431	306,792	8.50	4679	2,262	429,394	7.53
1048	24	1,728	2.70	2051	61	26,304	17.67	3335	187	33,792	7.05	4696	12	1,992	6.58
1053	567	145,392	10.25	2053	10	3,552	14.62	3370	1,769	317,621	7.09	4703	109	31,392	11.65
1057	1,523	363,120	9.55	2073	837	146,832	6.92	3410	2,151	514,264	9.62	4704	350	61,368	6.80
1063	19	1,968	3.71	2082	1,673	519,707	12.67	3415	2,596	537,022	8.25	4731	109	17,160	6.09
1068	2,425	512,393	8.41	2086	2,193	548,518	10.04	3430	3,704	530,963	5.51	4792	1,076	213,141	7.92
1080	171	61,344	14.65	2088	47	10,190	8.65	3431	211	32,784	5.90	4819	263	39,480	5.88
1081	1,132	241,368	8.45	2090	312	58,356	7.46	3441	37	42,816	47.84	4852	16	2,016	5.10
1133	14	2,784	7.71	2096	2,372	493,125	8.27	3442	463	171,216	15.03	4866	2,583	548,790	8.45
1136	3,178	532,054	6.52	2128	288	68,160	9.36	3446	623	213,312	13.98	4876	122	29,184	9.61
1138	17	1,320	2.85	2131	2,028	483,317	9.58	3460	36	7,008	7.71	4878	2,433	350,328	5.54
1139	77	13,056	6.48	2142	16	2,016	4.65	3462	128	49,920	15.84	4880	2,391	551,284	9.27

Appendix 4–1.4. Number of storms, total duration, and mean storm interevent time defined by 18-hour minimum interevent time for hourly rainfall stations in Texas—Continued.

Station no.	No. of storms	Total duration (hours)	Mean storm interevent time (days)	Station no.	No. of storms	Total duration (hours)	Mean storm interevent time (days)	Station no.	No. of storms	Total duration (hours)	Mean storm interevent time (days)	Station no.	No. of storms	Total duration (hours)	Mean storm interevent time (days)
4920	1,835	524,353	11.57	5775	12	5,112	17.54	7481	1,351	495,877	15.00	8743	3,146	527,995	6.56
4934	7	1,992	11.53	5779	19	5,880	12.39	7497	1,259	243,992	7.71	8761	924	256,990	11.31
4972	2,328	494,452	8.47	5840	332	78,888	9.45	7498	267	49,632	7.41	8778	2,297	398,041	6.83
4973	401	119,208	11.93	5890	2,146	515,614	9.64	7499	2,133	523,925	9.89	8845	2,671	550,655	8.17
4974	1,175	340,313	11.71	5891	152	53,304	14.32	7531	125	49,968	16.17	8859	1,789	312,504	6.81
4975	1,523	257,716	6.69	5897	1,304	245,324	7.49	7534	294	103,032	14.23	8898	621	116,904	7.39
4978	133	47,496	14.54	5957	2,077	445,446	8.61	7556	2,500	493,793	7.89	8908	31	5,904	7.42
4979	18	1,896	3.70	5958	176	41,136	9.31	7594	1,935	309,414	6.27	8910	20	1,968	3.82
4982	979	248,714	10.23	5973	90	23,376	10.27	7596	157	26,136	6.59	8911	825	164,256	7.96
5018	666	134,338	8.02	5996	2,680	549,087	8.14	7608	1,503	249,648	6.54	8924	418	181,152	17.82
5048	1,474	503,770	13.93	6017	120	23,280	7.74	7622	21	4,152	7.99	8929	18	2,016	3.99
5049	91	34,272	15.47	6024	234	72,480	12.43	7700	2,103	308,448	5.65	8942	1,911	300,835	6.16
5056	5	10,104	83.94	6050	19	6,576	14.03	7706	1,889	502,063	10.72	8944	1,098	144,888	5.10
5057	843	189,960	8.97	6104	2,343	478,193	8.21	7718	82	34,320	16.86	8996	2,653	399,638	5.88
5060	270	59,904	8.85	6108	2,809	542,529	7.65	7745	356	70,872	7.74	9014	20	1,896	3.45
5081	1,154	180,720	6.03	6136	2,008	539,302	10.91	7922	303	111,768	15.11	9037	651	240,720	15.09
5094	2,451	468,823	7.61	6166	85	14,520	6.76	7936	2,056	306,666	5.83	9106	181	65,736	14.76
5113	2,295	523,501	9.10	6176	358	69,264	7.62	7943	2,354	474,742	8.01	9107	31	26,784	35.67
5114	0	1,488	--	6177	2,433	440,385	7.15	7944	67	8,592	4.87	9129	97	23,376	9.62
5123	15	3,072	8.27	6210	1,982	354,217	7.08	7945	3,486	543,166	6.00	9163	2,107	550,742	10.53
5192	1,592	332,072	8.31	6211	440	93,000	8.43	7947	217	49,618	9.11	9213	204	38,700	7.40
5193	2,945	550,050	7.37	6270	1,611	256,135	6.24	7948	973	213,840	8.79	9214	28	2,016	2.60
5224	317	52,608	6.48	6275	0	2,920	--	7951	948	141,648	5.82	9222	187	31,416	6.47
5228	393	79,632	8.09	6276	21	2,016	3.40	7953	110	23,352	8.40	9248	116	52,272	18.36
5235	27	4,392	6.27	6335	2,128	354,128	6.52	7981	206	112,728	22.40	9266	69	17,160	9.92
5247	2,325	552,074	9.56	6434	17	8,016	19.11	7990	108	23,304	8.46	9270	1,538	382,084	10.07
5258	803	177,528	8.77	6504	2,117	548,140	10.47	7992	20	1,896	3.46	9295	97	27,672	11.58
5303	596	179,592	12.15	6558	29	5,688	7.78	7997	103	34,656	13.64	9304	4	336	3.50
5312	1,669	404,451	9.78	6615	582	194,104	13.59	7999	17	13,992	33.97	9307	242	79,272	13.29
5341	22	2,016	3.25	6660	97	32,880	13.61	8022	60	48,504	33.27	9328	158	34,344	8.63
5342	0	4,404	--	6663	95	36,168	15.57	8023	1,461	484,077	13.49	9329	12	3,240	10.58
5348	1,433	240,206	6.59	6734	347	102,262	11.90	8047	2,201	548,776	10.03	9345	2	960	20.00
5358	1,336	387,072	11.72	6736	1,641	452,975	11.21	8060	118	23,376	7.83	9363	887	135,816	5.92
5398	2,529	411,020	6.34	6740	13	2,016	5.65	8062	40	6,504	6.37	9364	3,140	418,894	5.14
5410	2,105	528,181	10.15	6750	217	37,990	6.81	8068	34	21,192	25.67	9365	31	5,664	7.25
5411	2,378	462,238	7.70	6757	3,346	551,361	6.44	8081	2,335	537,081	9.19	9371	132	31,416	9.47
5424	365	56,254	5.80	6775	507	110,784	8.70	8089	38	5,760	5.98	9417	1,837	331,982	7.13
5429	934	193,392	8.25	6776	1,973	431,190	8.79	8221	19	1,896	3.63	9419	3,380	542,606	6.21
5431	14	13,848	40.49	6788	162	29,256	7.14	8252	1,664	529,928	12.96	9435	73	33,600	18.84
5461	1,645	324,672	7.77	6792	1,530	419,078	11.17	8265	1,455	217,176	5.73	9491	2,453	443,170	7.13
5463	1,079	224,790	8.34	6794	19	2,016	3.53	8289	50	36,528	30.07	9499	1,630	431,095	10.70
5471	20	3,480	6.95	6834	1,903	317,594	6.59	8305	1,540	512,439	13.59	9522	11	2,016	6.78
5477	23	1,992	3.30	6893	1,178	374,777	13.00	8335	1,515	259,728	6.67	9527	1,956	539,410	11.18
5528	1,152	262,609	9.13	6935	1,658	406,635	9.94	8400	206	62,112	12.28	9532	2,555	484,263	7.55
5579	1	696	29.00	6981	176	132,768	31.04	8445	1,191	206,856	6.80	9544	4	2,928	30.50
5580	24	1,944	2.99	7020	115	21,432	7.20	8446	1,636	268,785	6.48	9565	1,339	352,743	10.64
5589	156	37,872	9.85	7060	876	277,917	12.91	8451	235	71,544	12.28	9570	467	100,848	8.72
5590	157	39,024	10.00	7066	2,765	470,310	6.66	8531	1,462	305,116	8.28	9574	22	2,856	5.18
5591	606	170,232	11.42	7074	1,919	523,667	11.08	8541	94	22,615	9.60	9588	1,824	457,802	10.07
5592	513	151,920	12.06	7097	102	29,232	11.54	8544	467	110,871	9.46	9665	2,916	548,295	7.43
5594	162	68,448	17.39	7116	560	167,304	12.09	8545	16	4,656	11.49	9715	2,416	443,326	7.27
5595	2	8,016	167.00	7140	2,313	395,594	6.74	8563	1,123	220,484	7.83	9729	3,094	549,310	6.97
5596	1,162	292,949	10.25	7173	956	115,200	4.54	8566	521	143,616	11.20	9772	925	140,832	5.95
5600	388	105,888	11.04	7174	3,971	474,094	4.50	8583	768	203,370	10.70	9814	32	13,030	16.49
5618	28	2,112	2.65	7213	700	156,336	8.88	8584	1,230	344,280	11.31	9815	645	121,848	7.42
5650	19	1,896	3.86	7243	2,518	549,034	8.72	8623	1,444	319,544	8.85	9816	71	35,472	20.50
5656	1,442	326,279	9.13	7262	89	27,360	12.54	8625	1,192	243,840	8.09	9817	1,285	356,901	11.23
5658	825	209,400	10.20	7274	405	121,725	12.20	8630	729	226,383	12.63	9829	1,373	436,603	12.94
5661	196	46,672	9.58	7300	1,141	258,332	9.09	8631	791	243,264	12.43	9830	146	45,216	12.62
5666	32	5,880	7.29	7311	26	6,600	10.23	8646	1,721	338,752	7.81	9858	1,288	293,448	9.16
5695	2,085	448,602	8.57	7363	20	2,016	3.60	8647	1,180	282,860	9.68	9893	2,365	537,872	9.11
5742	16	5,784	14.56	7422	2,597	544,386	8.35	8677	145	64,752	18.12	9916	982	185,230	7.46
5766	23	2,016	3.00	7431	1,382	456,709	13.46	8696	23	2,016	3.25	9976	1,856	549,337	11.97
5770	2,558	545,182	8.53												

Appendix 4–1.5. Number of storms, total duration, and mean storm interevent time defined by 24-hour minimum interevent time for hourly rainfall stations in Texas.

[--, not available]

Station no.	No. of storms	Total duration (hours)	Mean storm interevent time (days)	Station no.	No. of storms	Total duration (hours)	Mean storm interevent time (days)	Station no.	No. of storms	Total duration (hours)	Mean storm interevent time (days)	Station no.	No. of storms	Total duration (hours)	Mean storm interevent time (days)
0015	5	624	4.29	1154	150	26,928	6.65	2160	19	4,752	9.58	3463	42	30,096	29.37
0016	2,619	543,665	8.10	1165	527	147,768	11.20	2206	628	105,121	6.45	3476	596	127,848	8.44
0050	839	197,240	9.28	1185	353	185,232	21.59	2238	198	51,864	10.36	3485	17	1,968	4.12
0054	37	5,688	5.70	1186	91	19,128	8.16	2240	71	12,864	6.97	3507	885	188,267	8.39
0120	15	1,896	4.01	1188	8	1,872	9.16	2242	1,456	253,435	6.69	3546	2,656	485,758	7.08
0145	136	28,392	8.08	1245	20	1,992	3.22	2244	2,747	535,994	7.58	3547	181	51,144	11.36
0146	37	5,664	5.77	1246	933	176,017	7.39	2247	41	7,056	6.48	3579	62	19,944	12.77
0174	1,055	275,194	10.40	1267	408	116,832	11.45	2309	555	153,600	10.97	3642	2,610	534,563	8.02
0178	14	2,040	5.33	1304	452	117,840	10.28	2312	554	92,757	6.47	3646	1,806	419,874	9.18
0179	250	66,456	10.60	1325	1,134	219,432	7.48	2334	53	22,344	17.10	3668	16	2,016	4.38
0202	222	58,398	10.59	1429	1,046	213,741	8.03	2336	194	53,256	11.02	3673	19	2,016	3.50
0206	2,094	532,111	10.14	1431	1,487	356,239	9.42	2354	22	20,976	39.18	3686	926	198,532	8.47
0208	3	384	5.33	1432	1,067	246,787	9.07	2355	39	10,536	10.48	3691	2,310	469,594	8.01
0211	2,787	542,494	7.60	1433	1,565	367,055	9.21	2357	421	98,496	9.21	3734	19	2,016	3.51
0244	62	11,568	6.98	1434	1,589	358,448	8.85	2360	1,346	399,684	11.83	3771	1,157	220,455	7.48
0248	1,651	529,764	12.99	1435	944	230,732	9.64	2361	151	56,004	15.00	3789	84	18,888	8.88
0262	2,111	431,066	8.00	1436	1,767	367,281	8.08	2394	2,614	504,483	7.51	3826	187	45,240	9.61
0271	15	2,016	4.65	1437	21	4,728	8.90	2404	2,391	493,624	8.11	3831	330	110,112	13.36
0380	344	163,872	19.37	1438	1,281	284,045	8.69	2415	2,470	501,413	7.93	3841	133	77,472	23.88
0394	7	1,992	10.88	1462	0	4,416	--	2462	819	188,205	9.07	3871	1,173	317,328	10.75
0408	18	2,112	3.97	1492	942	280,441	11.97	2528	97	24,840	10.12	3884	18	1,896	3.94
0427	44	11,646	10.41	1500	18	2,112	3.90	2617	215	56,688	10.51	3941	55	7,608	5.12
0428	3,134	529,122	6.39	1528	1,129	366,583	13.11	2619	192	64,992	13.63	3963	5	1,488	12.08
0429	133	22,416	6.22	1541	48	10,953	8.90	2621	1,033	277,864	10.77	4040	392	92,806	9.43
0463	98	51,936	21.63	1569	155	32,160	8.04	2675	915	178,918	7.65	4058	18	2,016	3.99
0493	13	1,704	4.70	1632	6	1,320	8.88	2676	775	146,737	7.43	4098	1,427	417,420	11.82
0495	283	138,072	19.90	1641	182	110,280	24.80	2679	1,793	536,229	12.01	4100	299	121,992	16.56
0496	24	10,872	18.70	1646	1,987	543,287	11.01	2715	1,485	354,131	9.47	4137	954	221,233	9.23
0498	10	7,920	32.76	1663	32	11,460	14.20	2744	1,477	413,376	11.21	4191	1,961	519,452	10.56
0509	2,399	549,223	9.02	1671	2,576	548,538	8.36	2758	94	23,376	9.79	4256	0	21,906	--
0518	1,692	330,777	7.67	1680	1,002	261,792	10.37	2794	11	2,064	7.54	4257	2,517	498,651	7.74
0521	31	5,760	7.33	1694	129	45,172	14.16	2797	1,963	529,606	10.80	4258	134	25,608	7.31
0556	92	21,936	9.43	1696	937	268,080	11.46	2811	1,587	435,389	10.97	4278	1,361	409,467	12.07
0569	2,050	399,353	7.61	1697	78	29,496	15.37	2813	21	31,728	62.53	4299	112	86,976	32.05
0572	816	158,448	7.53	1698	1,075	291,219	10.84	2814	15	12,336	33.88	4300	2,121	289,264	5.02
0576	103	23,352	8.76	1720	177	46,709	10.55	2815	210	58,942	11.33	4305	1,831	266,616	5.37
0580	289	112,800	15.77	1761	86	16,680	7.44	2818	165	45,312	11.02	4307	460	96,430	7.98
0587	716	121,272	6.46	1773	2,842	502,398	6.87	2986	224	54,240	9.48	4309	2,912	517,057	6.86
0605	101	27,000	10.64	1810	17	2,112	4.51	3005	2,247	522,908	9.26	4311	2,936	543,389	7.15
0639	1,932	433,077	8.90	1823	18	1,968	4.03	3033	583	216,192	15.14	4313	213	39,432	7.09
0655	0	718	--	1870	280	47,496	6.45	3034	1	6,888	287.00	4319	74	29,208	15.80
0665	1,762	361,772	8.05	1875	13	1,752	4.95	3047	18	2,016	3.59	4329	2,302	438,183	7.39
0689	1,310	381,486	11.60	1876	36	10,920	11.89	3103	27	29,448	45.04	4331	0	5,112	--
0690	548	179,395	13.24	1889	201	38,734	7.20	3133	2,190	486,379	8.74	4375	986	232,138	9.39
0691	2,262	469,381	8.16	1903	304	83,753	11.15	3156	232	63,435	10.84	4392	389	72,624	7.13
0708	114	32,809	11.59	1914	16	1,752	3.92	3171	2,017	463,053	9.06	4425	727	264,416	14.77
0738	1,478	306,512	8.12	1920	378	109,392	11.54	3189	278	97,104	14.06	4440	1,311	283,440	8.47
0776	1,449	439,998	12.25	1921	2,536	476,617	7.33	3260	143	44,448	12.49	4476	1,516	344,677	9.02
0779	364	108,787	12.08	1937	1,015	186,288	7.08	3267	88	22,512	10.12	4498	11	4,944	18.42
0784	1,569	429,972	11.03	1956	2,630	486,210	7.16	3270	1,336	365,659	11.05	4517	1,469	328,752	8.81
0786	450	117,888	10.44	1970	19	1,992	3.63	3272	17	3,840	9.00	4520	947	220,430	9.26
0917	1,801	300,936	6.35	2014	385	69,312	6.94	3277	13	4,176	12.94	4525	18	1,992	3.51
0923	20	2,016	3.37	2015	2,679	484,318	6.92	3278	845	253,450	12.10	4563	25	2,112	3.08
0926	2,629	551,357	8.25	2019	16	2,016	4.34	3280	142	41,832	11.94	4570	1,917	548,973	11.48
0950	38	18,936	20.45	2024	1,649	391,758	9.40	3281	42	26,304	25.88	4577	1,703	305,664	6.97
0996	17	1,992	4.01	2042	10	16,080	66.67	3283	1,374	247,224	6.89	4591	2,257	431,406	7.38
1013	205	63,492	12.53	2043	72	36,960	21.02	3284	2,334	499,445	8.41	4670	2,081	541,246	10.40
1017	2,317	549,062	9.39	2048	1,401	409,659	11.72	3285	1,847	382,496	8.17	4671	122	25,848	8.31
1042	13	1,488	3.48	2050	54	17,448	12.83	3329	1,321	306,792	9.14	4679	2,086	429,394	8.10
1048	18	1,728	3.32	2051	58	26,304	18.54	3335	174	33,792	7.51	4696	10	1,992	7.74
1053	531	145,392	10.89	2053	8	3,552	17.96	3370	1,652	317,621	7.53	4703	103	31,392	12.28
1057	1,408	363,120	10.26	2073	756	146,832	7.57	3410	2,006	514,264	10.26	4704	315	61,368	7.47
1063	15	1,968	4.49	2082	1,558	519,707	13.54	3415	2,410	537,022	8.82	4731	96	17,160	6.79
1068	2,251	512,393	8.99	2086	2,013	548,518	10.86	3430	3,311	530,963	6.07	4792	994	213,141	8.50
1080	151	61,344	16.48	2088	38	10,190	10.49	3431	184	32,784	6.63	4819	239	39,480	6.39
1081	1,049	241368	9.05	2090	281	58,356	8.19	3441	32	42,816	55.18	4852	15	2,016	5.32
1133	14	2,784	7.71	2096	2,197	493,125	8.86	3442	426	171,216	16.26	4866	2,397	548,790	9.04
1136	2,756	532,054	7.39	2128	266	68,160	10.07	3446	576	213,312	15.05	4876	110	29,184	10.56
1138	14	1,320	3.28	2131	1,879	483,317	10.27	3460	31	7,008	8.81	4878	2,166	350,328	6.11
1139	72	13,056	6.87	2142	15	2,016	4.90	3462	118	49,920	17.11	4880	2,198	551,284	10.01

Appendix 4–1.5. Number of storms, total duration, and mean storm interevent time defined by 24-hour minimum interevent time for hourly rainfall stations in Texas—Continued.

Station no.	No. of storms	Total duration (hours)	Mean storm interevent time (days)	Station no.	No. of storms	Total duration (hours)	Mean storm interevent time (days)	Station no.	No. of storms	Total duration (hours)	Mean storm interevent time (days)	Station no.	No. of storms	Total duration (hours)	Mean storm interevent time (days)
4920	1,678	524,353	12.57	5775	12	5,112	17.54	7481	1,265	495,877	15.96	8743	2,934	527,995	6.97
4934	6	1,992	13.47	5779	18	5,880	13.04	7497	1,158	243,992	8.31	8761	843	256,990	12.31
4972	2,158	494,452	9.07	5840	315	78,888	9.92	7498	245	49,632	8.00	8778	2,122	398,041	7.32
4973	380	119,208	12.54	5890	1,985	515,614	10.35	7499	1,980	523,925	10.59	8845	2,435	550,655	8.88
4974	1,076	340,313	12.71	5891	143	53,304	15.17	7531	116	49,968	17.36	8859	1,668	312,504	7.24
4975	1,397	257,716	7.22	5897	1,183	245,324	8.17	7534	274	103,032	15.21	8898	580	116,904	7.86
4978	120	47,496	16.02	5957	1,910	445,446	9.29	7556	2,319	493,793	8.43	8908	30	5,904	7.64
4979	16	1,896	4.05	5958	161	41,136	10.09	7594	1,781	309,414	6.74	8910	17	1,968	4.34
4982	909	248,714	10.95	5973	85	23,376	10.83	7596	148	26,136	6.94	8911	746	164,256	8.71
5018	610	134,338	8.68	5996	2,493	549,087	8.69	7608	1,366	249,648	7.11	8924	384	181,152	19.33
5048	1,374	503,770	14.89	6017	112	23,280	8.23	7622	19	4,152	8.73	8929	14	2,016	4.88
5049	88	34,272	15.96	6024	212	72,480	13.63	7700	1,875	308,448	6.23	8942	1,744	300,835	6.67
5056	5	10,104	83.78	6050	19	6,576	14.03	7706	1,726	502,063	11.65	8944	988	144,888	5.57
5057	749	189,960	9.99	6104	1,973	478,193	9.58	7718	79	34,320	17.47	8996	2,351	399,638	6.53
5060	230	59,904	10.24	6108	2,594	542,529	8.22	7745	321	70,872	8.49	9014	17	1,896	3.88
5081	1,049	180,720	6.55	6136	1,826	539,302	11.91	7922	281	111,768	16.23	9037	606	240,720	16.15
5094	2,259	468,823	8.18	6166	77	14,520	7.38	7936	1,847	306,666	6.40	9106	166	65,736	16.02
5113	2,122	523,501	9.77	6176	326	69,264	8.28	7943	2,196	474,742	8.52	9107	31	26,784	35.67
5114	0	1,488	--	6177	2,212	440,385	7.78	7944	57	8,592	5.57	9129	85	23,376	10.87
5123	14	3,072	8.79	6210	1,832	354,217	7.59	7945	3,119	543,166	6.60	9163	1,942	550,742	11.35
5192	1,480	332,072	8.88	6211	364	93,000	10.00	7947	195	49,618	10.04	9213	185	38,700	8.06
5193	2,692	550,050	7.98	6270	1,461	256,135	6.80	7948	890	213,840	9.53	9214	22	2,016	3.07
5224	287	52,608	7.07	6275	0	2,920	--	7951	865	141,648	6.30	9222	165	31,416	7.23
5228	354	79,632	8.89	6276	20	2,016	3.52	7953	96	23,352	9.50	9248	107	52,272	19.84
5235	23	4,392	7.23	6335	1,957	354,128	7.02	7981	188	112,728	24.47	9266	67	17,160	10.19
5247	2,177	552,074	10.15	6434	17	8,016	19.11	7990	94	23,304	9.59	9270	1,376	382,084	11.16
5258	752	177,528	9.31	6504	1,945	548,140	11.33	7992	17	1,896	3.91	9295	90	27,672	12.43
5303	548	179,592	13.14	6558	23	5,688	9.69	7997	92	34,656	15.22	9304	3	336	4.67
5312	1,555	404,451	10.43	6615	544	194,104	14.48	7999	16	13,992	36.04	9307	223	79,272	14.35
5341	19	2,016	3.62	6660	85	32,880	15.43	8022	54	48,504	36.87	9328	147	34,344	9.22
5342	0	4,404	--	6663	69	36,168	21.09	8023	1,368	484,077	14.35	9329	10	3,240	12.53
5348	1,319	240,206	7.09	6734	321	102,262	12.79	8047	2,019	548,776	10.85	9345	2	960	20.00
5358	1,252	387,072	12.45	6736	1,524	452,975	12.00	8060	106	23,376	8.62	9363	768	135,816	6.71
5398	2,273	411,020	6.95	6740	12	2,016	5.98	8062	33	6,504	7.53	9364	2,731	418,894	5.78
5410	1,966	528,181	10.81	6750	193	37,990	7.54	8068	30	21,192	28.97	9365	23	5,664	9.55
5411	2,167	462,238	8.37	6757	3,039	551,361	7.00	8081	2,138	537,081	9.96	9371	121	31,416	10.25
5424	317	56,254	6.54	6775	466	110,784	9.39	8089	37	5,760	6.09	9417	1,688	331,982	7.68
5429	827	193,392	9.20	6776	1,810	431,190	9.50	8221	17	1,896	3.90	9419	3,086	542,606	6.73
5431	14	13,848	40.49	6788	151	29,256	7.60	8252	1,535	529,928	13.97	9435	67	33,600	20.46
5461	1,554	324,672	8.17	6792	1,389	419,078	12.22	8265	1,298	217,176	6.32	9491	2,210	443,170	7.82
5463	1,000	224,790	8.93	6794	16	2,016	4.02	8289	48	36,528	31.29	9499	1,534	431,095	11.31
5471	16	3,480	8.48	6834	1,764	317,594	7.05	8305	1,420	512,439	14.67	9522	8	2,016	8.99
5477	17	1,992	4.16	6893	1,105	374,777	13.80	8335	1,415	259,728	7.08	9527	1,803	539,410	12.06
5528	1,074	262,609	9.73	6935	1,515	406,635	10.80	8400	183	62,112	13.72	9532	2,347	484,263	8.14
5579	1	696	29.00	6981	158	132,768	34.48	8445	1,077	206,856	7.43	9544	4	2,928	30.50
5580	20	1,944	3.41	7020	107	21,432	7.68	8446	1,492	268,785	7.02	9565	1,260	352,743	11.25
5589	141	37,872	10.81	7060	815	277,917	13.81	8451	222	71,544	12.95	9570	422	100,848	9.55
5590	141	39,024	11.05	7066	2,556	470,310	7.14	8531	1,352	305,116	8.89	9574	19	2,856	5.87
5591	545	170,232	12.60	7074	1,775	523,667	11.91	8541	91	22,615	9.89	9588	1,619	457,802	11.24
5592	456	151,920	13.46	7097	92	29,232	12.70	8544	434	110,871	10.12	9665	2,687	548,295	7.99
5594	151	68,448	18.59	7116	513	167,304	13.12	8545	15	4,656	12.21	9715	2,236	443,326	7.79
5595	2	8,016	167.00	7140	2,094	395,594	7.35	8563	1,048	220,484	8.33	9729	2,854	549,310	7.48
5596	1,025	292,949	11.51	7173	823	115,200	5.14	8566	469	143,616	12.34	9772	820	140,832	6.61
5600	347	105,888	12.25	7174	3,474	474,094	5.02	8583	706	203,370	11.56	9814	32	13,030	16.49
5618	24	2,112	2.94	7213	647	156,336	9.54	8584	1,125	344,280	12.29	9815	593	121,848	7.99
5650	17	1,896	4.22	7243	2,340	549,034	9.32	8623	1,339	319,544	9.48	9816	65	35,472	22.33
5656	1,323	326,279	9.87	7262	80	27,360	13.85	8625	1,094	243,840	8.74	9817	1,206	356,901	11.91
5658	768	209,400	10.90	7274	383	121,725	12.85	8630	687	226,383	13.35	9829	1,274	436,603	13.88
5661	174	46,672	10.69	7300	1,061	258,332	9.71	8631	740	243,264	13.22	9830	135	45,216	13.58
5666	28	5,880	8.21	7311	25	6,600	10.60	8646	1,595	338,752	8.36	9858	1,222	293,448	9.61
5695	1,925	448,602	9.22	7363	17	2,016	4.07	8647	1,078	282,860	10.51	9893	2,199	537,872	9.73
5742	14	5,784	16.51	7422	2,361	544,386	9.10	8677	135	64,752	19.40	9916	917	185,230	7.93
5766	23	2,016	3.00	7431	1,302	456,709	14.24	8696	19	2,016	3.76	9976	1,692	549,337	13.05
5770	2,383	545,182	9.09												

Appendix 4–1.6. Number of storms, total duration, and mean storm interevent time defined by 48-hour minimum interevent time for hourly rainfall stations in Texas.

[--, not available]

Station no.	No. of storms	Total duration (hours)	Mean storm interevent time (days)	Station no.	No. of storms	Total duration (hours)	Mean storm interevent time (days)	Station no.	No. of storms	Total duration (hours)	Mean storm interevent time (days)	Station no.	No. of storms	Total duration (hours)	Mean storm interevent time (days)
0015	4	624	6.50	1154	108	26,928	8.62	2160	15	4,752	11.76	3463	35	30,096	34.93
0016	2,147	543,665	9.57	1165	434	147,768	13.28	2206	505	105,121	7.68	3476	492	127,848	9.91
0050	703	197,240	10.79	1185	316	185,232	23.97	2238	165	51864	12.13	3485	14	1,968	4.76
0054	31	5,688	6.46	1186	65	19,128	10.87	2240	53	12864	8.88	3507	699	188,267	10.25
0120	11	1,896	4.98	1188	6	1,872	11.69	2242	1,172	253435	7.96	3546	2,135	485,758	8.46
0145	110	28,392	9.62	1245	12	1,992	4.63	2244	2,223	535994	9.03	3547	153	51,144	13.16
0146	27	5,664	7.31	1246	728	176,017	9.08	2247	31	7056	8.14	3579	51	19,944	15.20
0174	847	275,194	12.61	1267	334	116,832	13.67	2309	454	153600	13.09	3642	2,150	534,563	9.43
0178	10	2,040	6.90	1304	380	117,840	11.95	2312	448	92757	7.66	3646	1,516	419,874	10.66
0179	196	66,456	13.13	1325	955	219,432	8.62	2334	44	22344	20.31	3668	8	2,016	7.33
0202	179	58,398	12.79	1429	861	213,741	9.45	2336	162	53256	12.89	3673	10	2,016	5.69
0206	1,731	532,111	11.97	1431	1,230	356,239	11.09	2354	18	20976	47.60	3686	739	198,532	10.26
0208	3	384	5.33	1432	902	246,787	10.46	2355	33	10536	12.13	3691	1,893	469,594	9.46
0211	2,229	542,494	9.14	1433	1,320	367,055	10.65	2357	334	98496	11.24	3734	10	2,016	5.57
0244	50	11,568	8.32	1434	1,331	358,448	10.30	2360	1,124	399684	13.88	3771	923	220,455	9.02
0248	1,423	529,764	14.85	1435	816	230,732	10.93	2361	128	56004	17.44	3789	67	18,888	10.77
0262	1,745	431,066	9.37	1436	1,478	367,281	9.38	2394	2,118	504483	8.94	3826	159	45,240	11.06
0271	10	2,016	6.45	1437	19	4,728	9.69	2404	1,980	493624	9.49	3831	279	110,112	15.55
0380	290	163,872	22.72	1438	1,085	284,045	10.01	2415	2,022	501413	9.37	3841	109	77,472	28.81
0394	6	1,992	12.39	1462	0	4,416	--	2462	671	188205	10.75	3871	997	317,328	12.39
0408	10	2,112	6.07	1492	818	280,441	13.56	2528	83	24840	11.59	3884	13	1,896	4.87
0427	33	11,646	13.31	1500	13	2,112	4.83	2617	178	56688	12.40	3941	47	7,608	5.72
0428	2,437	529,122	7.80	1528	955	366,583	15.24	2619	168	64992	15.36	3963	4	1,488	15.50
0429	107	22,416	7.38	1541	40	10,953	10.42	2621	880	277864	12.39	4040	327	92,806	11.02
0463	86	51,936	24.43	1569	121	32,160	9.90	2675	747	178918	9.05	4058	12	2,016	5.42
0493	10	1,704	5.62	1632	5	1,320	10.38	2676	598	146737	9.21	4098	1,201	417,420	13.78
0495	245	138,072	22.76	1641	155	110,280	28.89	2679	1,491	536229	14.16	4100	247	121,992	19.75
0496	22	10,872	20.30	1646	1,675	543,287	12.80	2715	1,246	354131	11.00	4137	769	221,233	11.10
0498	9	7,920	36.19	1663	27	11,460	16.60	2744	1,263	413376	12.87	4191	1,646	519,452	12.30
0509	1,984	549,223	10.61	1671	2,125	548,538	9.83	2758	72	23376	12.33	4256	0	21,906	--
0518	1,369	330,777	9.14	1680	849	261,792	11.99	2794	10	2064	8.13	4257	2,057	498,651	9.15
0521	27	5,760	8.18	1694	110	45,172	16.36	2797	1,622	529606	12.76	4258	105	25,608	8.94
0556	80	21,936	10.62	1696	804	268,080	13.12	2811	1,345	435389	12.69	4278	1,130	409,467	14.26
0569	1,612	399,353	9.29	1697	74	29,496	16.13	2813	19	31728	68.97	4299	100	86,976	35.71
0572	671	158,448	8.85	1698	893	291,219	12.76	2814	10	12336	50.25	4300	1,580	289,264	6.24
0576	83	23,352	10.57	1720	145	46,709	12.56	2815	176	58942	13.23	4305	1,382	266,616	6.64
0580	242	112,800	18.56	1761	60	16,680	10.09	2818	142	45312	12.59	4307	361	96,430	9.77
0587	572	121,272	7.72	1773	2,278	502,398	8.21	2986	181	54240	11.42	4309	2,327	517,057	8.22
0605	82	27,000	12.77	1810	12	2,112	5.68	3005	1,853	522,908	10.92	4311	2,373	543,389	8.50
0639	1,572	433,077	10.60	1823	11	1,968	5.75	3033	494	216,192	17.60	4313	171	39,432	8.49
0655	0	718	--	1870	226	47,496	7.65	3034	1	6,888	287.00	4319	60	29,208	19.17
0665	1,468	361,772	9.37	1875	11	1,752	5.51	3047	11	2,016	5.04	4329	1,877	438,183	8.73
0689	1,113	381,486	13.41	1876	32	10,920	13.17	3103	25	29,448	48.52	4331	0	5,112	--
0690	459	179,395	15.53	1889	153	38,734	9.01	3133	1,841	486,379	10.11	4375	806	232,138	11.16
0691	1,861	469,381	9.60	1903	255	83,753	13.02	3156	197	63,435	12.52	4392	310	72,624	8.58
0708	82	32,809	15.59	1914	10	1,752	5.28	3171	1,688	463,053	10.54	4425	630	264,416	16.84
0738	1,222	306,512	9.52	1920	326	109,392	13.16	3189	229	97,104	16.78	4440	1,102	283,440	9.81
0776	1,257	439,998	13.90	1921	2,080	476,617	8.62	3260	120	44,448	14.60	4476	1,248	344,677	10.64
0779	305	108,787	14.15	1937	847	186,288	8.19	3267	69	22,512	12.55	4498	9	4,944	22.35
0784	1,312	429,972	12.91	1956	2,071	486,210	8.70	3270	1,110	365,659	13.01	4517	1,224	328,752	10.29
0786	378	117,888	12.16	1970	10	1,992	5.58	3272	12	3,840	11.99	4520	775	220,430	10.99
0917	1,437	300,936	7.59	2014	292	69,312	8.70	3277	12	4,176	13.92	4525	12	1,992	4.58
0923	10	2,016	5.40	2015	2,090	484,318	8.47	3278	710	253,450	14.14	4563	15	2,112	4.29
0926	2,174	551,357	9.67	2019	10	2,016	6.24	3280	124	41,832	13.46	4570	1,618	548,973	13.34
0950	27	18,936	28.13	2024	1,396	391,758	10.84	3281	38	26,304	28.45	4577	1,379	305,664	8.27
0996	8	1,992	7.13	2042	9	16,080	73.88	3283	1,090	247,224	8.31	4591	1,869	431,406	8.61
1013	169	63,492	14.90	2043	62	36,960	24.23	3284	1,911	499,445	9.95	4670	1,728	541,246	12.23
1017	1,945	549,062	10.91	2048	1,160	409,659	13.86	3285	1,512	382,496	9.66	4671	99	25,848	9.87
1042	7	1,488	5.72	2050	52	17,448	13.27	3329	1,101	306,792	10.68	4679	1,697	429,394	9.62
1048	11	1,728	4.58	2051	51	26,304	20.89	3335	150	33,792	8.50	4696	7	1,992	10.46
1053	449	145,392	12.61	2053	6	3,552	23.51	3370	1,380	317,621	8.74	4703	79	31,392	15.56
1057	1,179	363,120	11.97	2073	622	146,832	8.89	3410	1,674	514,264	12.01	4704	261	61,368	8.70
1063	10	1,968	5.91	2082	1,354	519,707	15.36	3415	1,958	537,022	10.52	4731	78	17,160	8.03
1068	1,873	512,393	10.52	2086	1,677	548,518	12.75	3430	2,576	530,963	7.39	4792	797	213,141	10.25
1080	122	61,344	20.06	2088	32	10,190	12.20	3431	134	32,784	8.52	4819	184	39,480	7.88
1081	873	241,368	10.58	2090	232	58,356	9.61	3441	25	42,816	70.21	4852	11	2,016	6.79
1133	11	2,784	9.41	2096	1,811	493,125	10.43	3442	368	171,216	18.60	4866	1,994	548,790	10.57
1136	2,147	532,054	9.08	2128	230	68,160	11.41	3446	502	213,312	17.06	4876	89	29,184	12.76
1138	9	1,320	4.36	2131	1,553	483,317	12.13	3460	27	7,008	9.92	4878	1,708	350,328	7.37
1139	55	13,056	8.62	2142	8	2,016	8.22	3462	101	49,920	19.71	4880	1,835	551,284	11.71

Appendix 4–1.6. Number of storms, total duration, and mean storm interevent time defined by 48-hour minimum interevent time for hourly rainfall stations in Texas—Continued.

Station no.	No. of storms	Total duration (hours)	Mean storm interevent time (days)	Station no.	No. of storms	Total duration (hours)	Mean storm interevent time (days)	Station no.	No. of storms	Total duration (hours)	Mean storm interevent time (days)	Station no.	No. of storms	Total duration (hours)	Mean storm interevent time (days)
4920	1,430	524,353	14.50	5775	8	5112	25.62	7481	1,103	495,877	18.10	8743	2,383	527,995	8.25
4934	5	1,992	15.92	5779	18	5880	13.04	7497	921	243,992	10.08	8761	722	256,990	14.13
4972	1,810	494,452	10.54	5840	271	78888	11.30	7498	197	49,632	9.60	8778	1,678	398,041	8.88
4973	314	119,208	14.88	5890	1,665	515614	12.07	7499	1,622	523,925	12.61	8845	2,013	550,655	10.44
4974	912	340,313	14.73	5891	124	53304	17.28	7531	96	49,968	20.68	8859	1,385	312,504	8.43
4975	1,129	257,716	8.59	5897	967	245324	9.67	7534	233	103,032	17.62	8898	488	116,904	9.07
4978	104	47,496	18.26	5957	1,582	445446	10.91	7556	1,909	493,793	9.94	8908	24	5,904	9.19
4979	8	1,896	6.65	5958	136	41136	11.67	7594	1,444	309,414	7.97	8910	13	1,968	5.24
4982	772	248,714	12.64	5973	70	23376	12.87	7596	122	26,136	8.12	8911	590	164,256	10.64
5018	514	134,338	10.03	5996	2,051	549087	10.25	7608	1,095	249,648	8.52	8924	327	181,152	22.45
5048	1,190	503,770	16.97	6017	84	23280	10.50	7622	17	4,152	9.61	8929	11	2,016	5.89
5049	72	34,272	19.20	6024	183	72480	15.57	7700	1,480	308,448	7.51	8942	1,378	300,835	8.07
5056	4	10,104	105.25	6050	17	6,576	15.51	7706	1,454	502,063	13.56	8944	775	144,888	6.71
5057	613	189,960	11.89	6104	1,519	478,193	12.02	7718	71	34,320	19.27	8996	1,850	399,638	7.91
5060	194	59,904	11.88	6108	2,116	542,529	9.75	7745	269	70,872	9.86	9014	10	1,896	5.48
5081	854	180,720	7.72	6136	1,530	539,302	13.93	7922	243	111,768	18.55	9037	538	240,720	18.01
5094	1,844	468,823	9.70	6166	63	14,520	8.68	7936	1,447	306,666	7.77	9106	147	65,736	17.90
5113	1,740	523,501	11.61	6176	265	69,264	9.86	7943	1,801	474,742	10.08	9107	26	26,784	42.24
5114	0	1,488	--	6177	1,808	440,385	9.19	7944	43	8,592	6.97	9129	69	23,376	13.04
5123	12	3,072	10.08	6210	1,484	354,217	9.03	7945	2,460	543,166	7.99	9163	1,625	550,742	13.29
5192	1,226	332,072	10.42	6211	291	93,000	12.11	7947	152	49,618	12.47	9213	141	38,700	10.09
5193	2,181	550,050	9.52	6270	1,182	256,135	8.06	7948	737	213,840	11.21	9214	12	2,016	4.53
5224	221	52,608	8.75	6275	0	2,920	--	7951	718	141,648	7.28	9222	139	31,416	8.32
5228	289	79,632	10.56	6276	10	2,016	5.67	7953	81	23,352	11.01	9248	92	52,272	22.80
5235	20	4,392	8.05	6335	1,619	354,128	8.18	7981	156	112,728	29.20	9266	56	17,160	11.93
5247	1,783	552,074	12.08	6434	15	8,016	21.48	7990	76	23,304	11.53	9270	1,089	382,084	13.71
5258	630	177,528	10.83	6504	1,632	548,140	13.22	7992	12	1,896	4.85	9295	78	27,672	14.09
5303	467	179,592	15.18	6558	22	5,688	10.09	7997	80	34,656	17.34	9304	3	336	4.67
5312	1,258	404,451	12.56	6615	453	194,104	17.10	7999	13	13,992	44.06	9307	192	79272	16.45
5341	10	2,016	5.65	6660	76	32,880	17.08	8022	49	48,504	40.54	9328	120	34344	10.99
5342	0	4,404	--	6663	51	36,168	28.03	8023	1,172	484,077	16.51	9329	9	3240	13.81
5348	1,066	240,206	8.43	6734	261	102,262	15.39	8047	1,666	548,776	12.85	9345	2	960	20.00
5358	1,056	387,072	14.49	6736	1,305	452,975	13.78	8060	83	23,376	10.63	9363	595	135816	8.24
5398	1,852	411,020	8.21	6740	11	2,016	6.35	8062	30	6,504	8.15	9364	2,095	418894	7.09
5410	1,641	528,181	12.67	6750	151	37,990	9.19	8068	22	21,192	39.01	9365	21	5664	10.34
5411	1,750	462,238	10.01	6757	2,454	551,361	8.33	8081	1,778	537,081	11.69	9371	97	31416	12.44
5424	230	56,254	8.44	6775	383	110,784	11.12	8089	31	5,760	6.99	9417	1,376	331982	9.10
5429	677	193,392	10.93	6776	1,480	431,190	11.30	8221	10	1,896	5.53	9419	2,470	542606	8.05
5431	12	13,848	47.03	6788	131	29,256	8.54	8252	1,325	529,928	15.97	9435	57	33600	23.79
5461	1,299	324,672	9.50	6792	1,164	419,078	14.30	8265	1,029	217,176	7.60	9491	1,784	443170	9.34
5463	812	224790	10.67	6794	9	2,016	6.28	8289	37	36,528	40.16	9499	1,285	431095	13.23
5471	13	3480	10.11	6834	1,428	317,594	8.36	8305	1,189	512,439	17.25	9522	5	2016	13.54
5477	12	1992	5.38	6893	951	374,777	15.81	8335	1,149	259,728	8.38	9527	1,467	539410	14.49
5528	900	262609	11.34	6935	1,262	406,635	12.68	8400	145	62,112	16.94	9532	1,931	484263	9.59
5579	1	696	29.00	6981	132	132,768	41.02	8445	874	206,856	8.82	9544	4	2928	30.50
5580	15	1944	4.11	7020	92	21,432	8.69	8446	1,216	268,785	8.28	9565	1,046	352743	13.26
5589	111	37872	13.35	7060	688	277,917	16.09	8451	190	71,544	14.90	9570	347	100848	11.31
5590	108	39024	13.98	7066	2,091	470,310	8.40	8531	1,122	305,116	10.42	9574	15	2856	7.01
5591	463	170232	14.57	7074	1,497	523,667	13.86	8541	77	22,615	11.41	9588	1,350	457802	13.19
5592	386	151920	15.65	7097	66	29,232	17.16	8544	351	110,871	12.17	9665	2,187	548295	9.49
5594	129	68448	21.53	7116	429	167,304	15.42	8545	13	4,656	13.81	9715	1,837	443326	9.17
5595	2	8016	167.00	7140	1,663	395,594	8.89	8563	845	220,484	9.98	9729	2,341	549310	8.81
5596	827	292949	13.92	7173	631	115,200	6.26	8566	383	143,616	14.77	9772	665	140832	7.82
5600	296	105888	14.10	7174	2,617	474,094	6.19	8583	566	203,370	14.08	9814	29	13030	18.07
5618	13	2112	4.23	7213	535	156,336	11.24	8584	947	344,280	14.33	9815	482	121848	9.51
5650	12	1896	5.45	7243	1,898	549,034	11.16	8623	1,109	319,544	11.15	9816	56	35472	25.70
5656	1,089	326279	11.69	7262	66	27,360	16.47	8625	915	243,840	10.17	9817	1,014	356901	13.89
5658	646	209400	12.69	7274	348	121,725	14.00	8630	592	226,383	15.26	9829	1,099	436603	15.87
5661	136	46672	13.28	7300	899	258,332	11.21	8631	644	243,264	14.98	9830	119	45216	15.20
5666	22	5880	10.06	7311	23	6,600	11.41	8646	1,327	338,752	9.76	9858	1,032	293448	11.11
5695	1,612	448602	10.72	7363	11	2,016	5.44	8647	896	282,860	12.36	9893	1,850	537872	11.30
5742	13	5784	17.63	7422	1,940	544,386	10.77	8677	113	64,752	22.89	9916	733	185230	9.56
5766	9	2016	6.02	7431	1,133	456,709	16.15	8696	10	2,016	5.77	9976	1,419	549337	15.29
5770	1,922	545182	10.92												

Appendix 4–1.7. Number of storms, total duration, and mean storm interevent time defined by 72-hour minimum interevent time for hourly rainfall stations in Texas.

[--, not available]

Station no.	No. of storms	Total duration (hours)	Mean storm interevent time (days)	Station no.	No. of storms	Total duration (hours)	Mean storm interevent time (days)	Station no.	No. of storms	Total duration (hours)	Mean storm interevent time (days)	Station no.	No. of storms	Total duration (hours)	Mean storm interevent time (days)
0015	3	624	8.67	1154	89	26,928	9.94	2160	12	4,752	13.98	3463	30	30,096	40.38
0016	1,819	543,665	10.85	1165	379	147,768	14.87	2206	425	105,121	8.68	3476	423	127,848	11.13
0050	614	197,240	12.00	1185	292	185,232	25.74	2238	144	51,864	13.52	3485	10	1,968	6.03
0054	21	5,688	8.32	1186	56	19,128	12.21	2240	46	12,864	9.84	3507	590	188,267	11.69
0120	8	1,896	6.27	1188	5	1,872	13.52	2242	952	253,435	9.24	3546	1,758	485,758	9.75
0145	92	28,392	10.99	1245	9	1,992	5.37	2244	1,805	535,994	10.55	3547	135	51,144	14.59
0146	23	5,664	8.13	1246	622	176,017	10.20	2247	26	7,056	9.26	3579	46	19,944	16.59
0174	712	275,194	14.53	1267	285	116,832	15.59	2309	381	153,600	15.14	3642	1,813	534,563	10.73
0178	6	2,040	9.89	1304	335	117,840	13.25	2312	349	92,757	9.14	3646	1,328	419,874	11.82
0179	168	66,456	14.91	1325	803	219,432	9.78	2334	38	22,344	23.15	3668	6	2,016	9.47
0202	148	58,398	14.94	1429	743	213,741	10.56	2336	151	53,256	13.67	3673	9	2,016	6.07
0206	1,480	532,111	13.58	1431	1,060	356,239	12.46	2354	15	20,976	56.62	3686	632	198,532	11.56
0208	2	384	8.00	1432	774	246,787	11.78	2355	32	10,536	12.43	3691	1,609	469,594	10.69
0211	1,870	542,494	10.42	1433	1,147	367,055	11.89	2357	285	98,496	12.75	3734	7	2,016	7.33
0244	40	11,568	9.77	1434	1,159	358,448	11.45	2360	982	399,684	15.53	3771	765	220,455	10.38
0248	1,261	529,764	16.45	1435	710	230,732	12.19	2361	113	56,004	19.42	3789	53	18,888	12.97
0262	1,462	431,066	10.71	1436	1,274	367,281	10.48	2394	1,774	504,483	10.19	3826	137	45,240	12.44
0271	8	2,016	7.37	1437	17	4,728	10.55	2404	1,667	493,624	10.81	3831	252	110,112	16.95
0380	268	163,872	24.38	1438	939	284,045	11.17	2415	1,698	501,413	10.69	3841	98	77,472	31.75
0394	5	1,992	14.33	1462	0	4,416	--	2462	581	188,205	12.06	3871	881	317,328	13.69
0408	8	2,112	7.27	1492	709	280,441	15.27	2528	71	24,840	13.12	3884	8	1,896	6.85
0427	27	11,646	15.77	1500	9	2,112	6.27	2617	158	56,688	13.65	3941	39	7,608	6.39
0428	1,982	529,122	9.03	1528	836	366,583	17.06	2619	145	64,992	17.41	3963	4	1,488	15.50
0429	88	22,416	8.44	1541	33	10,953	12.08	2621	785	277,864	13.59	4040	291	92,806	12.08
0463	78	51,936	26.66	1569	103	32,160	11.18	2675	621	178,918	10.38	4058	9	2,016	6.88
0493	9	1,704	6.00	1632	5	1,320	10.38	2676	495	146,737	10.60	4098	1,034	417,420	15.61
0495	222	138,072	24.86	1641	137	110,280	32.37	2679	1,323	536,229	15.65	4100	218	121,992	22.05
0496	22	10,872	20.30	1646	1,430	543,287	14.57	2715	1,096	354,131	12.17	4137	642	221,233	12.81
0498	8	7,920	40.34	1663	24	11,460	18.33	2744	1,100	413,376	14.41	4191	1,421	519,452	13.86
0509	1,710	549,223	11.92	1671	1,799	548,538	11.17	2758	61	23,376	14.09	4256	0	21,906	--
0518	1,148	330,777	10.43	1680	736	261,792	13.46	2794	7	2,064	10.48	4257	1,721	498,651	10.45
0521	21	5,760	9.78	1694	98	45,172	18.05	2797	1,401	529,606	14.38	4258	84	25,608	10.58
0556	71	21,936	11.65	1696	699	268,080	14.73	2811	1,174	435,389	14.18	4278	992	409,467	15.90
0569	1,328	399,353	10.75	1697	63	29,496	18.51	2813	16	31,728	81.46	4299	93	86,976	38.22
0572	559	158,448	10.12	1698	770	291,219	14.41	2814	7	12,336	70.76	4300	1,214	289,264	7.38
0576	75	23,352	11.43	1720	120	46,709	14.64	2815	157	58,942	14.53	4305	1,083	266,616	7.79
0580	217	112,800	20.42	1761	47	16,680	12.20	2818	124	45,312	14.05	4307	270	96,430	12.21
0587	453	121,272	9.10	1773	1,905	502,398	9.34	2986	152	54,240	13.12	4309	1,915	517,057	9.45
0605	69	27,000	14.74	1810	9	2,112	7.02	3005	1,572	522,908	12.43	4311	1,993	543,389	9.65
0639	1,320	433,077	12.16	1823	8	1,968	7.10	3033	454	216,192	18.93	4313	145	39,432	9.56
0655	0	718	--	1870	183	47,496	8.87	3034	1	6,888	287.00	4319	45	29,208	24.76
0665	1,246	361,772	10.59	1875	10	1,752	5.85	3047	9	2,016	6.11	4329	1,579	438,183	9.91
0689	972	381,486	15.00	1876	32	10,920	13.17	3103	23	29,448	52.53	4331	0	5,112	--
0690	397	179,395	17.57	1889	129	38,734	10.21	3133	1,573	486,379	11.41	4375	696	232,138	12.53
0691	1,606	469,381	10.74	1903	227	83,753	14.33	3156	178	63,435	13.61	4392	252	72,624	10.00
0708	68	32,809	18.27	1914	7	1,752	6.55	3171	1,459	463,053	11.81	4425	563	264,416	18.54
0738	1,063	306,512	10.57	1920	289	109,392	14.54	3189	199	97,104	18.92	4440	953	283,440	10.96
0776	1,112	439,998	15.40	1921	1,724	476,617	9.89	3260	112	44,448	15.48	4476	1,077	344,677	11.94
0779	280	108,787	15.19	1937	704	186,288	9.34	3267	60	22,512	14.06	4498	9	4,944	22.35
0784	1,155	429,972	14.32	1956	1,691	486,210	10.10	3270	973	365,659	14.49	4517	1,059	328,752	11.51
0786	341	117,888	13.21	1970	7	1,992	7.33	3272	9	3,840	15.20	4520	645	220,430	12.72
0917	1,171	300,936	8.76	2014	235	69,312	10.22	3277	11	4,176	14.98	4525	7	1,992	6.73
0923	8	2,016	6.50	2015	1,727	484,318	9.73	3278	615	253,450	15.93	4563	9	2,112	6.54
0926	1,856	551,357	10.91	2019	8	2,016	7.53	3280	113	41,832	14.53	4570	1,409	548,973	14.96
0950	25	18,936	30.18	2024	1,192	391,758	12.27	3281	36	26,304	29.87	4577	1,143	305,664	9.46
0996	8	1,992	7.13	2042	8	16,080	82.82	3283	895	247,224	9.58	4591	1,570	431,406	9.78
1013	135	63,492	18.05	2043	58	36,960	25.73	3284	1,610	499,445	11.35	4670	1,518	541,246	13.58
1017	1,674	549,062	12.28	2048	997	409,659	15.72	3285	1,259	382,496	11.11	4671	85	25,848	11.08
1042	6	1,488	8.15	2050	47	17,448	14.41	3329	954	306,792	11.94	4679	1,434	429,394	10.93
1048	9	1,728	4.97	2051	43	26,304	24.32	3335	126	33,792	9.64	4696	7	1,992	10.46
1053	405	145,392	13.71	2053	6	3,552	23.51	3370	1,170	317,621	9.87	4703	66	31,392	18.13
1057	1,004	363,120	13.62	2073	513	146,832	10.26	3410	1,447	514,264	13.51	4704	220	61,368	9.86
1063	8	1,968	6.83	2082	1,237	519,707	16.58	3415	1,638	537,022	12.10	4731	65	17,160	9.14
1068	1,616	512,393	11.80	2086	1,421	548,518	14.60	3430	2,062	530,963	8.62	4792	700	213,141	11.32
1080	108	61,344	22.34	2088	28	10,190	13.59	3431	109	32,784	9.89	4819	149	39,480	9.17
1081	748	241,368	11.93	2090	201	58,356	10.72	3441	22	42,816	79.43	4852	8	2,016	8.76
1133	10	2,784	10.12	2096	1,563	493,125	11.71	3442	322	171,216	20.88	4866	1,752	548,790	11.69
1136	1,772	532,054	10.48	2128	201	68,160	12.70	3446	454	213,312	18.60	4876	76	29,184	14.55
1138	6	1,320	5.35	2131	1,349	483,317	13.59	3460	24	7,008	10.85	4878	1,400	350,328	8.45
1139	41	13,056	10.80	2142	5	2,016	11.68	3462	91	49,920	21.60	4880	1,588	551,284	13.15

Appendix 4–1.7. Number of storms, total duration, and mean storm interevent time defined by 72-hour minimum interevent time for hourly rainfall stations in Texas—Continued.

Station no.	No. of storms	Total duration (hours)	Mean storm interevent time (days)	Station no.	No. of storms	Total duration (hours)	Mean storm interevent time (days)	Station no.	No. of storms	Total duration (hours)	Mean storm interevent time (days)	Station no.	No. of storms	Total duration (hours)	Mean storm interevent time (days)
4920	1,263	524,353	16.09	5775	7	5,112	28.95	7481	984	495,877	19.98	8743	1,967	527,995	9.48
4934	5	1,992	15.92	5779	15	5,880	15.12	7497	776	243,992	11.50	8761	639	256,990	15.64
4972	1,542	494,452	11.95	5840	239	78,888	12.49	7498	163	49,632	11.08	8778	1,409	398,041	10.10
4973	271	119,208	16.85	5890	1,456	515,614	13.44	7499	1,412	523,925	14.11	8845	1,710	550,655	11.86
4974	808	340,313	16.32	5891	111	53,304	19.03	7531	82	49,968	23.86	8859	1,161	312,504	9.58
4975	934	257,716	9.87	5897	809	245,324	11.09	7534	200	103,032	20.11	8898	417	116,904	10.20
4978	88	47,496	21.11	5957	1,346	445,446	12.39	7556	1,621	493,793	11.27	8908	17	5,904	11.93
4979	6	1,896	8.50	5958	118	41,136	13.07	7594	1,224	309,414	8.96	8910	9	1,968	6.90
4982	671	248,714	14.17	5973	58	23,376	15.00	7596	112	26,136	8.63	8911	479	164,256	12.53
5018	436	134,338	11.39	5996	1,766	549,087	11.51	7608	889	249,648	9.91	8924	297	181,152	24.47
5048	1,085	503,770	18.37	6017	70	23,280	12.10	7622	14	4,152	11.11	8929	9	2,016	7.10
5049	63	34,272	21.60	6024	161	72,480	17.36	7700	1,189	308,448	8.74	8942	1,129	300,835	9.31
5056	2	10,104	210.50	6050	15	6,576	17.25	7706	1,262	502,063	15.25	8944	623	144,888	7.76
5057	521	189,960	13.54	6104	1,291	478,193	13.72	7718	63	34,320	21.39	8996	1,517	399,638	9.09
5060	153	59,904	14.40	6108	1,778	542,529	11.13	7745	217	70,872	11.63	9014	7	1,896	7.19
5081	709	180,720	8.80	6136	1,323	539,302	15.72	7922	210	111,768	21.08	9037	488	240,720	19.61
5094	1,566	468,823	10.99	6166	56	14,520	9.46	7936	1,173	306,666	9.01	9106	134	65,736	19.40
5113	1,494	523,501	13.11	6176	219	69,264	11.45	7943	1,569	474,742	11.21	9107	24	26,784	45.53
5114	0	1,488	--	6177	1,486	440,385	10.65	7944	33	8,592	8.44	9129	63	23,376	14.05
5123	11	3,072	10.78	6210	1,259	354,217	10.20	7945	2,034	543,166	9.14	9163	1,397	550,742	15.05
5192	1,018	332,072	12.06	6211	241	93,000	14.10	7947	129	49,618	14.23	9213	117	38,700	11.64
5193	1,851	550,050	10.77	6270	978	256,135	9.23	7948	657	213,840	12.27	9214	6	2,016	7.35
5224	176	52,608	10.36	6275	0	2,920	--	7951	585	141,648	8.37	9222	117	31,416	9.43
5228	239	79,632	12.26	6276	8	2,016	6.81	7953	70	23,352	12.38	9248	86	52,272	24.33
5235	17	4,392	9.07	6335	1,354	354,128	9.30	7981	145	112,728	31.24	9266	52	17,160	12.67
5247	1,530	552,074	13.66	6434	14	8,016	22.82	7990	58	23,304	14.33	9270	935	382,084	15.57
5258	533	177,528	12.36	6504	1,414	548,140	14.89	7992	6	1,896	7.53	9295	61	27,672	17.29
5303	417	179,592	16.70	6558	20	5,688	10.97	7997	74	34,656	18.58	9304	2	336	7.00
5312	1,091	404,451	14.10	6615	398	194,104	19.13	7999	13	13,992	44.06	9307	171	79,272	18.18
5341	7	2,016	7.51	6660	67	32,880	19.05	8022	46	48,504	43.02	9328	102	34,344	12.48
5342	0	4,404	--	6663	40	36,168	35.11	8023	1,042	484,077	18.26	9329	7	3,240	17.04
5348	876	240,206	9.72	6734	214	102,262	18.23	8047	1,444	548,776	14.45	9345	2	960	20.00
5358	937	387,072	16.02	6736	1,161	452,975	15.18	8060	72	23,376	11.88	9363	475	135,816	9.69
5398	1,527	411,020	9.43	6740	10	2,016	7.02	8062	26	6,504	8.99	9364	1,671	418,894	8.27
5410	1,424	528,181	14.22	6750	124	37,990	10.63	8068	21	21,192	40.72	9365	18	5,664	11.50
5411	1,481	462,238	11.39	6757	2,008	551,361	9.63	8081	1,513	537,081	13.30	9371	82	31,416	14.25
5424	180	56,254	10.10	6775	322	110,784	12.76	8089	26	5,760	7.84	9417	1,168	331,982	10.29
5429	577	193,392	12.39	6776	1,251	431,190	12.92	8221	8	1,896	6.34	9419	2,022	542,606	9.28
5431	11	13,848	51.11	6788	106	29,256	9.96	8252	1,194	529,928	17.45	9435	50	33,600	26.77
5461	1,120	324,672	10.62	6792	1,017	419,078	16.01	8265	846	217,176	8.70	9491	1,484	443,170	10.73
5463	691	224,790	12.11	6794	6	2,016	8.56	8289	35	36,528	42.30	9499	1,139	431,095	14.61
5471	9	3,480	13.60	6834	1,174	317,594	9.65	8305	1,047	512,439	19.26	9522	4	2,016	21.00
5477	11	1,992	5.66	6893	854	374,777	17.32	8335	983	259,728	9.39	9527	1,270	539,410	16.35
5528	797	262,609	12.48	6935	1,102	406,635	14.16	8400	127	62,112	19.00	9532	1,637	484,263	10.87
5579	1	696	29.00	6981	114	132,768	47.13	8445	724	206,856	10.14	9544	4	2,928	30.50
5580	8	1,944	6.02	7020	83	21,432	9.40	8446	998	268,785	9.55	9565	905	352,743	14.94
5589	96	37,872	15.06	7060	590	277,917	18.35	8451	168	71,544	16.53	9570	284	100,848	13.27
5590	90	39,024	16.28	7066	1,740	470,310	9.60	8531	967	305,116	11.69	9574	11	2,856	8.58
5591	413	170,232	16.04	7074	1,323	523,667	15.35	8541	68	22,615	12.58	9588	1,181	457,802	14.72
5592	340	151,920	17.43	7097	59	29,232	18.89	8544	299	110,871	13.86	9665	1,892	548,295	10.59
5594	114	68,448	24.03	7116	368	167,304	17.57	8545	12	4,656	14.72	9715	1,551	443,326	10.41
5595	1	8,016	334.00	7140	1,404	395,594	10.07	8563	733	220,484	11.14	9729	1,953	549,310	10.08
5596	707	292,949	15.87	7173	485	115,200	7.40	8566	342	143,616	16.24	9772	531	140,832	9.17
5600	269	105,888	15.26	7174	1,991	474,094	7.35	8583	496	203,370	15.72	9814	22	13,030	23.01
5618	9	2,112	5.54	7213	456	156,336	12.76	8584	845	344,280	15.76	9815	402	121,848	10.91
5650	8	1,896	7.30	7243	1,617	549,034	12.67	8623	968	319,544	12.42	9816	52	35,472	27.48
5656	928	326,279	13.29	7262	60	27,360	17.84	8625	789	243,840	11.40	9817	887	356,901	15.53
5658	572	209,400	14.00	7274	318	121,725	15.09	8630	534	226,383	16.65	9829	981	436,603	17.48
5661	122	46,672	14.53	7300	787	258,332	12.45	8631	580	243,264	16.36	9830	105	45,216	16.90
5666	21	5,880	10.42	7311	20	6,600	12.73	8646	1,139	338,752	10.96	9858	890	293,448	12.49
5695	1,381	448,602	12.10	7363	8	2,016	6.86	8647	758	282,860	14.16	9893	1,594	537,872	12.72
5742	10	5,784	22.45	7422	1,685	544,386	12.02	8677	103	64,752	24.90	9916	608	185,230	11.02
5766	7	2,016	7.05	7431	1,022	456,709	17.63	8696	8	2,016	6.93	9976	1,258	549,337	16.93
5770	1,633	545,182	12.42												

Appendix 4–2.1. L-moments of storm depth defined by 6-hour minimum interevent time for hourly rainfall stations in Texas.

[--, not available]

Station no.	Depth mean (inches)	Depth L-scale (inches)	Depth L-CV (dimen-sionless)	Depth L-skew (dimen-sionless)	Depth L-kurtosis (dimen-sionless)	Depth Tau5 (dimen-sionless)
0015	0.10273	0.07309	0.71150	0.64511	0.37189	0.20108
0016	.38511	.25319	.65743	.50821	.25779	.16041
0050	.50593	.29615	.58536	.43998	.21025	.12812
0054	.31767	.18918	.59551	.47295	.22546	.11673
0120	.60333	.34811	.57697	.41632	.18128	.08660
0145	.37637	.27471	.72989	.65386	.45179	.33752
0146	.35231	.20630	.58558	.38256	.10211	.01005
0174	.32717	.17482	.53434	.53045	.29287	.17264
0178	.26120	.17420	.66692	.59557	.34420	.17655
0179	.29057	.16757	.57667	.47202	.22912	.11305
0202	.48328	.26817	.55490	.51610	.24559	.14331
0206	.54830	.30667	.55931	.47264	.23593	.15685
0208	--	--	--	--	--	--
0211	.30687	.20486	.66758	.53862	.29593	.19045
0244	.45937	.24944	.54300	.32092	.08509	.03929
0248	.35557	.20144	.56654	.51825	.28829	.15970
0262	.58471	.34641	.59244	.46963	.24353	.15408
0271	.69897	.43081	.61636	.44289	.21929	.18320
0380	.62676	.40903	.65261	.55519	.33996	.23983
0394	.46000	.24564	.53399	.34123	.16605	.05181
0408	.86676	.46666	.53839	.35275	.20296	.17076
0427	.43151	.25342	.58730	.58740	.28600	.15341
0428	.40801	.28272	.69293	.55708	.30334	.18985
0429	.47570	.32658	.68653	.54493	.30187	.20464
0463	.47370	.27083	.57173	.50067	.30770	.20084
0493	.70842	.28749	.40581	.32264	.23370	.12487
0495	.32531	.18685	.57438	.46009	.25757	.17510
0496	.24148	.13943	.57739	.46253	.25364	.13889
0498	.16615	.05962	.35880	-.07449	-.09736	.18416
0509	.52306	.32295	.61742	.53368	.30006	.18730
0518	.55096	.32512	.59010	.49440	.25582	.16057
0521	.42575	.26226	.61600	.50048	.27485	.14640
0556	.50496	.29576	.58570	.47864	.26507	.17510
0569	.61755	.39031	.63203	.54491	.30312	.18429
0572	.55580	.35213	.63355	.52475	.29810	.19635
0576	.41219	.28950	.70234	.59514	.35602	.24110
0580	.54522	.36199	.66393	.56678	.33889	.22153
0587	.57882	.37118	.64128	.51392	.27750	.18293
0605	.60080	.30497	.50760	.39297	.20415	.13276
0639	.50951	.31199	.61233	.56460	.32331	.20305
0655	--	--	--	--	--	--
0665	.55164	.34163	.61930	.48770	.25528	.16016
0689	.51964	.32627	.62787	.53820	.31441	.20115
0690	.44756	.25672	.57359	.57065	.30283	.19749
0691	.52574	.31595	.60096	.46134	.22896	.14006
0708	.47290	.27241	.57604	.56720	.30967	.20625
0738	.55032	.32728	.59471	.47091	.24815	.15894
0776	.41261	.24905	.60360	.52606	.30044	.18417
0779	.39776	.22404	.56327	.58213	.30008	.18052
0784	.39069	.23081	.59078	.54531	.31829	.18632
0786	.30922	.20177	.65250	.52783	.29407	.19300
0917	.65416	.40162	.61394	.48800	.26436	.17608
0923	.91625	.46853	.51135	.31232	.13601	.04671
0926	.52415	.31232	.59586	.48465	.25356	.15228
0950	.27043	.16470	.60904	.58531	.41017	.32802
0996	.74594	.43428	.58220	.45691	.24629	.16357
1013	.48571	.30474	.62740	.65300	.40530	.28874
1017	.44501	.26516	.59586	.50643	.27258	.16120
1042	.90111	.45131	.50084	.39757	.21314	.01709
1048	.54259	.28077	.51746	.30982	.10305	.04091
1053	.45619	.28264	.61958	.50612	.27267	.16800
1057	.41863	.24097	.57560	.45754	.24606	.15678
1063	.75897	.44288	.58353	.46928	.24428	.11336
1068	.55076	.32119	.58317	.47499	.24863	.15809
1080	.30967	.17304	.55878	.48066	.29981	.21163
1081	.56297	.33169	.58918	.44732	.22096	.13436
1133	.19474	.13386	.68739	.52833	.21681	.07722
1136	.35287	.25926	.73472	.63051	.39247	.26309
1138	.67826	.35680	.52605	.43034	.28624	.26885
1139	.55087	.34273	.62217	.49963	.26317	.13720
1154	0.37295	0.25986	0.69676	0.57203	0.31963	0.19463
1165	.41702	.25491	.61127	.47291	.23266	.13521
1185	.38435	.21807	.56738	.44470	.21001	.11434
1186	.47148	.30674	.65059	.54254	.32113	.20723
1188	.36091	.22691	.62872	.52724	.29420	.22636
1245	.50585	.32884	.65007	.56565	.34435	.24622
1246	.51250	.29959	.58457	.54484	.27126	.18238
1267	.38735	.25338	.65413	.56782	.36857	.27911
1304	.48273	.30605	.63399	.52854	.31054	.21522
1325	.57612	.36736	.63765	.52144	.28187	.17563
1429	.51873	.31486	.60698	.50041	.27546	.17399
1431	.55718	.34261	.61490	.49416	.25140	.14443
1432	.56381	.34775	.61678	.47764	.23891	.14393
1433	.56333	.34151	.60623	.49279	.27261	.17319
1434	.55992	.33985	.60696	.48783	.25455	.15369
1435	.57954	.35543	.61330	.47738	.23958	.13883
1436	.57380	.34692	.60460	.48197	.25623	.16255
1437	.45071	.30677	.68064	.51465	.19012	.04387
1438	.55409	.33903	.61186	.48286	.24756	.14680
1462	--	--	--	--	--	--
1492	.48235	.28420	.58919	.52638	.27591	.16216
1500	.53606	.30894	.57631	.35829	.04138	-.06899
1528	.47542	.29252	.61529	.55852	.31362	.18292
1541	.65571	.37994	.57943	.47134	.18501	.11444
1569	.50392	.34179	.67827	.57943	.37849	.29311
1632	.47857	.26095	.54527	.12044	-.25730	.08212
1641	.41386	.23517	.56824	.43397	.21010	.13376
1646	.37862	.21198	.55987	.53120	.28375	.15603
1663	.78113	.49390	.63229	.53790	.26175	.18446
1671	.53025	.32321	.60955	.51905	.27902	.16730
1680	.53631	.32269	.60169	.48079	.26018	.17040
1694	.44124	.23819	.53982	.47688	.16994	.09024
1696	.42951	.24908	.57991	.44753	.22765	.14778
1697	.43084	.25071	.58191	.46878	.23303	.12625
1698	.40740	.23556	.57820	.51632	.28599	.16120
1720	.45870	.27593	.60153	.59269	.28396	.13711
1761	.27129	.16508	.60850	.43922	.19379	.12601
1773	.63171	.36447	.57695	.47188	.23508	.15098
1810	.40231	.24425	.60711	.52907	.33370	.23100
1823	.70880	.41197	.58122	.34757	.06608	.02885
1870	.55323	.32489	.58727	.43367	.19005	.09520
1875	.81300	.40389	.49680	.40010	.17808	.10742
1876	.57113	.34149	.59793	.45943	.22600	.13521
1889	.38617	.27265	.70605	.56261	.30250	.19785
1903	.40528	.21762	.53695	.52504	.25514	.17784
1914	.68000	.41285	.60713	.57546	.44081	.38739
1920	.58843	.34328	.58338	.47428	.27263	.20006
1921	.61834	.36139	.58444	.47361	.24335	.15745
1937	.61698	.36141	.58577	.44562	.22557	.14888
1956	.58612	.35597	.60733	.49801	.27233	.17640
1970	.84484	.57667	.68258	.55769	.31649	.21457
2014	.37840	.27584	.72897	.60408	.34213	.20655
2015	.41211	.29623	.71882	.60358	.36333	.24304
2019	.73100	.40194	.54985	.36496	.15363	.11366
2024	.56056	.32584	.58127	.46582	.24151	.14982
2042	.13357	.04786	.35829	.07463	-.00825	-.18547
2043	.20765	.11724	.56459	.43726	.21880	.13692
2048	.45862	.28407	.61939	.57461	.32518	.18187
2050	.32012	.23753	.74200	.64211	.38648	.22106
2051	.43657	.25241	.57817	.46633	.25335	.18468
2053	.20455	.13582	.66400	.67425	.50469	.37037
2073	.53914	.33824	.62738	.51855	.29568	.19990
2082	.35940	.20935	.58250	.51590	.29900	.18082
2086	.54912	.32283	.58791	.47830	.24066	.14296
2088	.58571	.34091	.58204	.48031	.16742	.08684
2090	.54246	.30348	.55944	.49274	.23120	.15706
2096	.53799	.31105	.57818	.47263	.24040	.14832
2128	.54447	.32581	.59839	.46703	.23941	.16002
2131	.49184	.28133	.57199	.49575	.25688	.15921
2142	.85318	.47383	.55537	.32252	.10028	.06534

Appendix 4–2.1. L-moments of storm depth defined by 6-hour minimum interevent time for hourly rainfall stations in Texas—Continued.

Station no.	Depth mean (inches)	Depth L-scale (inches)	Depth L-CV (dimensionless)	Depth L-skew (dimensionless)	Depth L-kurtosis (dimensionless)	Depth Tau5 (dimensionless)
2160	0.35393	0.25266	0.71387	0.63987	0.48189	0.43958
2206	.63094	.38936	.61712	.49922	.27600	.18420
2238	.28596	.18844	.65896	.51030	.23599	.11797
2240	.29692	.18344	.61782	.47167	.25047	.16892
2242	.47025	.29839	.63454	.46639	.21445	.12610
2244	.51028	.32155	.63015	.49969	.26691	.15831
2247	.47141	.31449	.66713	.53286	.29139	.18442
2309	.64591	.35534	.55013	.43439	.24804	.17470
2312	.56517	.31381	.55525	.45691	.20066	.13229
2334	.86652	.50452	.58224	.43889	.22269	.11724
2336	.57361	.30709	.53536	.37208	.16869	.11351
2354	.29313	.16558	.56489	.41317	.10682	.01352
2355	.52078	.36299	.69701	.58502	.33352	.20328
2357	.34483	.25423	.73727	.62312	.37095	.23987
2360	.34481	.24565	.71243	.59687	.34942	.22339
2361	.42939	.28500	.66374	.63623	.46414	.37668
2394	.56322	.34067	.60486	.47560	.24690	.15569
2404	.53951	.32617	.60456	.49020	.26389	.17104
2415	.66429	.38936	.58614	.45605	.23526	.14865
2462	.62580	.36495	.58317	.45455	.22228	.13095
2528	.50264	.29585	.58859	.47049	.22560	.10947
2617	.43054	.26831	.62320	.51341	.30064	.20717
2619	.42882	.23861	.55642	.43716	.22746	.14274
2621	.45582	.26534	.58211	.48523	.26519	.16302
2675	.55219	.32929	.59634	.51837	.28291	.17897
2676	.52780	.30929	.58600	.53486	.24715	.14262
2679	.44955	.29104	.64741	.58786	.35071	.19977
2715	.52991	.30542	.57636	.45408	.23233	.14584
2744	.46579	.26988	.57940	.47603	.25136	.15519
2758	.35852	.26331	.73444	.65758	.42084	.26239
2794	.43091	.29836	.69241	.50599	.16870	-.00965
2797	.18629	.11972	.64264	.53117	.29567	.19060
2811	.43527	.25804	.59283	.51365	.27793	.15596
2813	.51000	.30064	.58950	.48240	.28391	.15941
2814	.19211	.14363	.74764	.68116	.40922	.15200
2815	.44452	.25095	.56455	.56912	.31902	.21757
2818	.52617	.31022	.58958	.44493	.22154	.14458
2986	.68068	.38730	.56898	.38587	.15389	.10248
3005	.51452	.29801	.57920	.47028	.23668	.14078
3033	.24866	.13789	.55454	.50079	.31452	.21421
3034	--	--	--	--	--	--
3047	.50278	.30476	.60616	.42639	.20019	.16062
3103	.67108	.44935	.66960	.60223	.36463	.19422
3133	.59412	.34529	.58118	.46084	.24292	.15787
3156	.64430	.40159	.62330	.57332	.34627	.24025
3171	.56607	.33668	.59476	.48066	.25898	.16383
3189	.28741	.17064	.59371	.50890	.29933	.18843
3260	.48255	.28776	.59632	.43926	.20881	.13146
3267	.39286	.25609	.65186	.52747	.28768	.19374
3270	.43669	.24825	.56848	.54475	.28248	.17959
3272	.10560	.05267	.49874	.43110	.24368	.11626
3277	.15188	.09588	.63128	.55113	.36774	.37100
3278	.39856	.22708	.56974	.48791	.25743	.14148
3280	.30175	.18747	.62127	.51414	.26925	.15074
3281	.33083	.16108	.48690	.32733	.12487	.04654
3283	.45116	.29577	.65557	.50396	.25826	.16000
3284	.50865	.30210	.59393	.48895	.25155	.14164
3285	.52849	.30566	.57836	.50485	.23175	.13108
3329	.48343	.31017	.64161	.54439	.32310	.21832
3335	.70202	.45155	.64322	.54276	.34056	.25069
3370	.62761	.36250	.57758	.44338	.23055	.14860
3410	.43194	.23879	.55283	.49910	.26309	.16569
3415	.52706	.31065	.58940	.49665	.26253	.16396
3430	.47884	.33154	.69237	.56414	.32559	.21970
3431	.45700	.33068	.72359	.61494	.37996	.26526
3441	.51711	.30534	.59048	.44662	.22461	.13401
3442	.35652	.21241	.59578	.50445	.28132	.17480
3446	.42297	.23876	.56448	.45768	.23951	.14695
3460	.63043	.40039	.63511	.50424	.29996	.26012
3462	.42325	.23472	.55457	.44361	.22165	.12042
3463	.57796	.38248	.66178	.54666	.33190	.23110
3476	.51896	.31352	.60413	.47538	.25510	.16409
3485	.85000	.58343	.68639	.54956	.23572	.08493
3507	.53783	.31832	.59187	.53393	.26053	.15370
3546	.62530	.37356	.59741	.47935	.24933	.15486
3547	.56264	.31819	.56553	.40559	.16975	.08942
3579	.54494	.33286	.61082	.45246	.15987	.02009
3642	.58049	.34581	.59573	.49410	.26623	.16956
3646	.54983	.32145	.58463	.46968	.25736	.17237
3668	.96923	.47086	.48581	.33088	.18698	.06500
3673	.57263	.33303	.58158	.31873	.01401	-.01899
3686	.52518	.30744	.58539	.51197	.23870	.13232
3691	.52548	.30601	.58234	.49501	.25282	.15018
3734	.95472	.62726	.65701	.49419	.23494	.13027
3771	.53689	.31531	.58728	.53338	.25017	.15534
3789	.19301	.10453	.54156	.48778	.30871	.20100
3826	.51554	.28060	.54427	.41172	.21081	.12137
3831	.59480	.35510	.59700	.47435	.25595	.17683
3841	.59947	.34542	.57622	.44398	.22626	.14654
3871	.47012	.27812	.59159	.46201	.23631	.15154
3884	.80261	.54292	.67645	.55535	.26392	.10502
3941	.65924	.38688	.58686	.35337	.08984	.06642
3963	.07143	.03619	.50667	.60000	.43421	.25000
4040	.48728	.27829	.57110	.44620	.22634	.13323
4058	.68600	.42402	.61811	.48495	.25737	.17063
4098	.34196	.18330	.53603	.52525	.27241	.14526
4100	.45659	.28002	.61328	.49340	.26101	.17015
4137	.51324	.28721	.55961	.50162	.23164	.15078
4191	.50140	.31425	.62675	.54900	.31181	.18452
4256	--	--	--	--	--	--
4257	.63689	.37017	.58122	.47965	.24037	.15371
4258	.52534	.30120	.57335	.52184	.25993	.19374
4278	.56291	.33703	.59874	.46470	.23371	.14364
4299	.31326	.14964	.47770	.32900	.13472	.07297
4300	.48359	.33348	.68959	.55473	.30999	.20372
4305	.45608	.31956	.70067	.56758	.31853	.20616
4307	.48370	.33012	.68248	.54560	.31312	.22645
4309	.60818	.38143	.62716	.49899	.26815	.17589
4311	.63377	.39448	.62243	.48941	.25416	.15637
4313	.63927	.42308	.66181	.55858	.34205	.23717
4319	.48870	.28273	.57854	.43289	.18443	.09245
4329	.62298	.38374	.61597	.49958	.28091	.18377
4331	--	--	--	--	--	--
4375	.51151	.30516	.59659	.57878	.32265	.22703
4392	.65496	.40825	.62333	.47524	.23833	.15113
4425	.36121	.20516	.56798	.54306	.30187	.16995
4440	.46991	.28818	.61326	.48837	.25752	.16708
4476	.50312	.28323	.56296	.48234	.24016	.14845
4498	.18786	.10291	.54782	.37960	.16080	.08062
4517	.51965	.30810	.59291	.45784	.23818	.15582
4520	.48794	.27833	.57041	.53128	.25238	.15436
4525	.62200	.41081	.66046	.52526	.24375	.12004
4563	.45387	.26224	.57778	.41084	.19507	.17368
4570	.44469	.26201	.58919	.52039	.29161	.17772
4577	.62373	.35470	.56868	.45106	.22825	.14839
4591	.56113	.34110	.60789	.48079	.25468	.16198
4670	.43253	.25721	.59467	.51307	.27852	.15891
4671	.35189	.22007	.62539	.47165	.22292	.13790
4679	.52132	.31123	.59701	.53061	.28319	.18002
4696	.39667	.20438	.51525	.31307	.07735	.01284
4703	.40291	.24623	.61112	.50958	.26651	.12813
4704	.68461	.44496	.64995	.53024	.30252	.20060
4731	.36966	.26351	.71286	.61285	.40664	.31788
4792	.50592	.28343	.56023	.50424	.23038	.14476
4819	.59329	.32851	.55371	.47129	.21500	.13559
4852	.83353	.41581	.49885	.48584	.36665	.23067
4866	.57106	.33047	.57869	.46234	.23316	.14521
4876	.69032	.41326	.59865	.51321	.23876	.13591
4878	.66325	.41218	.62145	.50052	.27472	.17835
4880	.39443	.22336	.56629	.48330	.26267	.15769

Appendix 4–2.1. L-moments of storm depth defined by 6-hour minimum interevent time for hourly rainfall stations in Texas—Continued.

Station no.	Depth mean (inches)	Depth L-scale (inches)	Depth L-CV (dimen-sionless)	Depth L-skew (dimen-sionless)	Depth L-kurtosis (dimen-sionless)	Depth Tau5 (dimen-sionless)
4920	0.49863	0.30690	0.61549	0.54151	0.29829	0.17284
4934	.28556	.19306	.67607	.78541	.72354	.71778
4972	.49645	.29008	.58431	.49382	.26559	.16718
4973	.68575	.37677	.54942	.41330	.21582	.14518
4974	.40036	.23563	.58856	.49283	.26989	.16838
4975	.61108	.34574	.56578	.48114	.22469	.15456
4978	.49828	.33417	.67063	.56179	.31864	.19642
4979	.80208	.44969	.56066	.36094	.12350	.03920
4982	.47869	.27794	.58064	.46671	.25461	.16525
5018	.52827	.30137	.57048	.42213	.19617	.12787
5048	.39877	.23926	.60001	.57227	.33178	.19581
5049	.38532	.21920	.56887	.63054	.40229	.32201
5056	.43200	.18600	.43056	.26882	.67742	.11828
5057	.29699	.21368	.71949	.62642	.39415	.26035
5060	.48899	.34538	.70630	.59781	.36613	.25487
5081	.58164	.34131	.58680	.43064	.20642	.13776
5094	.55994	.32945	.58837	.49523	.25889	.15693
5113	.48934	.30676	.62688	.55952	.32155	.19155
5114	--	--	--	--	--	--
5123	.57471	.33353	.58035	.45670	.20011	.01503
5192	.58607	.34675	.59165	.47710	.24498	.14339
5193	.52918	.32429	.61283	.50514	.26370	.15519
5224	.62817	.38067	.60600	.47001	.24728	.15401
5228	.55594	.33663	.60551	.44710	.19354	.09752
5235	.47000	.29899	.63615	.49552	.25966	.19008
5247	.38880	.21866	.56239	.50524	.26729	.14576
5258	.56638	.33364	.58907	.45650	.23491	.14717
5303	.50642	.32516	.64207	.54815	.33304	.24206
5312	.47556	.27596	.58029	.52741	.28020	.17781
5341	.86367	.52748	.61075	.51412	.30136	.20661
5342	--	--	--	--	--	--
5348	.62013	.35183	.56735	.45440	.19062	.10752
5358	.45098	.26739	.59292	.48140	.25093	.14440
5398	.59630	.35665	.59810	.47640	.24998	.15969
5410	.39955	.23024	.57624	.51173	.29345	.18298
5411	.31104	.20859	.67061	.54112	.29608	.18727
5424	.49908	.34754	.69636	.53929	.27044	.16384
5429	.49691	.32161	.64722	.53489	.30194	.19536
5431	.80333	.43980	.54747	.51438	.31970	.15448
5461	.64000	.38346	.59915	.45910	.23461	.15170
5463	.60189	.35114	.58340	.51516	.25118	.16342
5471	.14893	.10340	.69429	.67306	.50461	.40570
5477	.65962	.41691	.63205	.66113	.52864	.41852
5528	.63973	.36498	.57052	.44077	.22803	.14608
5579	--	--	--	--	--	--
5580	.53862	.27057	.50233	.29332	.09515	.04973
5589	.26296	.14917	.56725	.40687	.18116	.10191
5590	.29835	.17337	.58111	.46983	.22987	.11450
5591	.31961	.17015	.53238	.41501	.20776	.12335
5592	.28170	.16144	.57311	.47804	.26539	.16951
5594	.29231	.16606	.56810	.47587	.26533	.16644
5595	--	--	--	--	--	--
5596	.33209	.17088	.51455	.54533	.26422	.14906
5600	.33420	.19442	.58176	.49551	.28618	.17977
5618	.54432	.31595	.58044	.43414	.17689	.06824
5650	.49273	.23251	.47189	.37284	.30940	.21829
5656	.40282	.22611	.56130	.56893	.30005	.18897
5658	.41658	.25370	.60901	.51152	.29581	.19714
5661	.51344	.32172	.62659	.63399	.37950	.26256
5666	.44421	.26923	.60609	.49722	.28664	.18376
5695	.58942	.34099	.57851	.44786	.22979	.14917
5742	.22870	.14063	.61493	.51843	.26965	.16921
5766	.65730	.41495	.63130	.46933	.17224	.00922
5770	.41628	.24174	.58070	.50763	.28028	.16488
5775	.34643	.19049	.54988	.32881	-.04007	-.06288
5779	.53556	.35134	.65603	.54199	.28944	.13464
5840	.53469	.32008	.59864	.46620	.23375	.13867
5890	.29393	.19713	.67066	.54640	.30281	.19133
5891	.34657	.19167	.55305	.41911	.18924	.10712
5897	.55009	.32378	.58860	.53243	.26189	.16846
5957	0.53416	0.30789	0.57641	0.48655	0.24884	0.15379
5958	.47763	.27945	.58508	.42856	.20354	.11666
5973	.36608	.25798	.70470	.59201	.32359	.17626
5996	.50025	.29601	.59172	.49598	.25873	.15552
6017	.36755	.24659	.67090	.54520	.28995	.16378
6024	.78236	.50237	.64212	.51053	.28295	.19913
6050	.58000	.30083	.51867	.35199	.10282	-.04957
6104	.31854	.17695	.55549	.49559	.28193	.16536
6108	.65047	.37540	.57713	.46398	.23069	.14677
6136	.34527	.18852	.54601	.51441	.26995	.14320
6166	.32877	.20971	.63787	.52523	.26177	.13332
6176	.63663	.39482	.62017	.49362	.27409	.18135
6177	.63509	.37422	.58923	.48895	.25746	.16362
6210	.58126	.34346	.59088	.49485	.25647	.16117
6211	.54397	.34146	.62772	.48631	.25093	.15968
6270	.63866	.36775	.57581	.50005	.25169	.17370
6275	--	--	--	--	--	--
6276	.77897	.39672	.50930	.33823	.14401	.08090
6335	.58320	.34074	.58426	.44581	.22081	.13620
6434	.49000	.27063	.55231	.34073	.07576	.01695
6504	.38259	.21941	.57350	.52615	.28819	.16216
6558	.54441	.30739	.56463	.38885	.17648	.20086
6615	.44494	.25711	.57786	.57970	.33332	.23375
6660	.53788	.32286	.60025	.47097	.24045	.15679
6663	.45025	.27539	.61163	.49156	.25127	.11830
6734	.39414	.24293	.61635	.49495	.26611	.17075
6736	.42620	.24987	.58627	.53258	.29037	.16412
6740	.93000	.51505	.55381	.38093	.15513	.10980
6750	.55872	.38788	.69423	.57160	.34587	.24552
6757	.56290	.34684	.61617	.48161	.24912	.15411
6775	.37136	.22526	.60657	.47741	.25503	.16520
6776	.39114	.21870	.55912	.50299	.27114	.15568
6788	.62396	.36501	.58499	.44531	.23817	.15692
6792	.32082	.17576	.54783	.50498	.28010	.14612
6794	1.0297	.59509	.57795	.39198	.18884	.12318
6834	.64368	.36638	.56919	.48180	.22945	.15791
6893	.30182	.16476	.54589	.56335	.35145	.21660
6935	.38924	.21788	.55975	.54001	.30840	.19484
6981	.56023	.32243	.57553	.45226	.24891	.17040
7020	.54107	.35142	.64949	.51531	.28862	.20169
7060	.44810	.25511	.56931	.50271	.25505	.13913
7066	.62944	.36802	.58467	.46636	.23373	.14342
7074	.38024	.22224	.58448	.53279	.32049	.20304
7097	.51076	.30671	.60050	.51694	.28967	.15890
7116	.40272	.23915	.59384	.47085	.24914	.16442
7140	.60646	.39835	.65685	.55720	.32893	.21510
7173	.59258	.42166	.71157	.58476	.34628	.23953
7174	.55435	.38313	.69113	.55942	.32175	.21939
7213	.57377	.34247	.59688	.47087	.25207	.16221
7243	.46638	.27342	.58628	.51499	.27810	.16906
7262	.18358	.10380	.56538	.42442	.19268	.09712
7274	.61157	.33376	.54574	.44329	.23955	.16212
7300	.53100	.31183	.58725	.45619	.23646	.15273
7311	.59844	.34608	.57830	.51767	.28823	.15480
7363	.57857	.29709	.51349	.24783	.01853	.03859
7422	.51161	.31706	.61974	.53306	.30009	.18724
7431	.39772	.23365	.58748	.51650	.29363	.17951
7481	.31994	.19098	.59690	.56542	.36030	.22542
7497	.51385	.29895	.58179	.53768	.26544	.16847
7498	.54178	.32197	.59429	.55051	.29572	.20617
7499	.50094	.28430	.56753	.50372	.26046	.16646
7531	.51764	.29763	.57499	.41165	.18632	.10618
7534	.55019	.34932	.63490	.53941	.34191	.26103
7556	.53799	.31735	.58989	.51715	.27960	.18000
7594	.64424	.38136	.59195	.45555	.23144	.14858
7596	.67751	.40225	.59372	.40666	.14959	.07738
7608	.50713	.32322	.63736	.49565	.25267	.15393
7622	.21261	.16941	.79680	.72202	.48393	.32758
7700	.58010	.36320	.62610	.49044	.25497	.16080
7706	.44288	.26719	.60329	.52688	.29460	.17626

Appendix 4–2.1. L-moments of storm depth defined by 6-hour minimum interevent time for hourly rainfall stations in Texas—Continued.

Station no.	Depth mean (inches)	Depth L-scale (inches)	Depth L-CV (dimen-sionless)	Depth L-skew (dimen-sionless)	Depth L-kurtosis (dimen-sionless)	Depth Tau5 (dimen-sionless)
7718	0.53907	0.33452	0.62055	0.51993	0.29646	0.17699
7745	.60829	.39002	.64117	.50490	.26386	.16514
7922	.23187	.13679	.58994	.48456	.27291	.17415
7936	.64678	.38090	.58892	.47923	.24674	.16225
7943	.33734	.22581	.66937	.53444	.28434	.17510
7944	.34200	.23928	.69964	.56345	.29989	.17381
7945	.38871	.27727	.71332	.58929	.34071	.22350
7947	.58074	.36699	.63193	.58924	.36316	.25732
7948	.49748	.32415	.65159	.53923	.30131	.18608
7951	.59927	.34281	.57205	.42901	.20638	.12094
7953	.40121	.26007	.64823	.53676	.29415	.16490
7981	.48238	.30333	.62882	.48235	.22201	.11395
7990	.40237	.28238	.70178	.58582	.33630	.21154
7992	.57893	.33430	.57744	.42384	.09079	-.04199
7997	.43687	.26495	.60647	.47113	.23228	.12542
7999	.29619	.19643	.66318	.55129	.36806	.32070
8022	.37949	.23687	.62418	.49773	.21189	.07528
8023	.41615	.24578	.59060	.53024	.30316	.18630
8047	.51555	.30293	.58758	.48060	.24312	.14296
8060	.38643	.26713	.69127	.58146	.30994	.15480
8062	.60213	.41528	.68969	.55220	.29066	.15742
8068	.24585	.16616	.67584	.60444	.36846	.23661
8081	.50216	.31566	.62861	.55335	.32416	.20727
8089	.43239	.24544	.56764	.38744	.13614	.04299
8221	.58375	.31103	.53282	.38605	.23214	.16789
8252	.40571	.23646	.58282	.51492	.28501	.16399
8265	.61648	.40290	.65354	.55182	.32976	.22734
8289	.40000	.19675	.49187	.25516	.07714	.06652
8305	.27072	.14830	.54781	.53090	.32651	.18432
8335	.65963	.38630	.58564	.44070	.22196	.14629
8400	.32012	.19026	.59435	.51963	.32519	.22764
8445	.57037	.36643	.64245	.52304	.28759	.18503
8446	.50997	.30253	.59322	.50688	.25723	.13813
8451	.41060	.24312	.59211	.45302	.20095	.10277
8531	.55067	.32043	.58189	.46328	.24398	.15535
8541	.51779	.29320	.56626	.43641	.23540	.14485
8544	.58289	.35631	.61129	.53071	.28807	.17832
8545	.26217	.13368	.50987	.25876	.05808	.08900
8563	.56719	.32856	.57928	.52297	.26423	.18092
8566	.43655	.25424	.58239	.44185	.20877	.11296
8583	.43061	.24400	.56664	.55210	.25525	.13805
8584	.51463	.29625	.57566	.47578	.23050	.13514
8623	.52556	.29514	.56157	.47977	.23876	.14669
8625	.51480	.31122	.60455	.48111	.25575	.16908
8630	.42914	.24465	.57010	.47873	.23769	.12511
8631	.45616	.27439	.60153	.49631	.27444	.17201
8646	.53350	.31988	.59959	.47186	.24124	.14922
8647	.37070	.21323	.57523	.54861	.31076	.17809
8677	.47401	.27280	.57552	.45235	.22893	.12652
8696	.63833	.33226	.52052	.30729	.13393	.14698
8743	.62340	.37219	.59704	.47965	.25321	.16121
8761	.37565	.20959	.55794	.52619	.30262	.18524
8778	.57635	.33805	.58653	.49720	.24964	.15705
8845	.52296	.32588	.62314	.54532	.30638	.18413
8859	.63032	.36844	.58453	.44170	.22239	.14389
8898	.61606	.36411	.59103	.46179	.24480	.15773
8908	.48543	.30937	.63730	.52598	.30246	.22045
8910	0.61435	0.35466	0.57730	0.36970	0.05964	-0.05403
8911	.47805	.30587	.63984	.50415	.26152	.15873
8924	.28811	.15657	.54344	.44369	.23272	.13064
8929	.72138	.44365	.61500	.39238	.04403	-.06798
8942	.62511	.36705	.58718	.50093	.24869	.15636
8944	.54441	.33423	.61393	.47101	.24233	.15510
8996	.54426	.34268	.62964	.50793	.27698	.17827
9014	.65480	.33463	.51105	.32803	.09424	-.00198
9037	.29985	.18082	.60303	.54986	.35710	.25723
9106	.26559	.16895	.63611	.60140	.41472	.31434
9107	.32425	.19487	.60097	.47751	.23448	.14193
9129	.31465	.22230	.70648	.63682	.39804	.24632
9163	.49342	.29080	.58937	.49176	.26350	.16008
9213	.42699	.27517	.64445	.48321	.22500	.13458
9214	.79629	.45138	.56685	.46017	.24052	.12315
9222	.44570	.28613	.64197	.49355	.24236	.14033
9248	.40545	.23564	.58118	.45676	.20234	.08574
9266	.48337	.27289	.56456	.44093	.21542	.10330
9270	.30410	.16183	.53216	.54649	.31568	.17438
9295	.19586	.12208	.62330	.51621	.28043	.16154
9304	--	--	--	--	--	--
9307	.51281	.28213	.55017	.43566	.21656	.12305
9328	.39485	.22796	.57735	.43435	.18327	.09143
9329	.45312	.26621	.58749	.28422	-.10783	-.14229
9345	--	--	--	--	--	--
9363	.37165	.25932	.69774	.57971	.33819	.22223
9364	.43703	.30771	.70411	.58126	.33758	.22222
9365	.27875	.17612	.63183	.64908	.46733	.33785
9371	.51395	.29700	.57787	.43075	.18282	.08967
9417	.53150	.32327	.60823	.46554	.22001	.12315
9419	.43258	.28854	.66702	.51266	.25228	.14735
9435	.43447	.24233	.55777	.45062	.25049	.18377
9491	.56034	.33819	.60355	.49473	.25730	.15255
9499	.43913	.25276	.57558	.51896	.26679	.15001
9522	.87263	.55632	.63752	.43818	.11445	-.02741
9527	.37282	.20711	.55553	.53711	.28422	.15566
9532	.51907	.30483	.58727	.48901	.25985	.16453
9544	1.2500	1.1260	.90080	.96803	.95560	.90586
9565	.46615	.27146	.58235	.51046	.28274	.17602
9570	.42572	.23656	.55567	.54990	.28769	.18471
9574	.42963	.24644	.57361	.56569	.27133	.14594
9588	.43068	.27134	.63001	.57024	.34217	.20225
9665	.58354	.34692	.59451	.48418	.25156	.15744
9715	.53752	.31534	.58667	.46764	.23174	.13838
9729	.42891	.27916	.65086	.50096	.25243	.15598
9772	.55369	.36728	.66333	.56045	.33394	.22579
9814	.52390	.30344	.57919	.37729	.11123	.02417
9815	.55328	.33743	.60988	.51234	.28771	.18410
9816	.54169	.34963	.64544	.52382	.30635	.22371
9817	.49724	.28090	.56493	.49345	.24775	.15897
9829	.32126	.18864	.58718	.54975	.33658	.19485
9830	.25463	.15375	.60383	.49307	.25526	.14657
9858	.42228	.23902	.56603	.45472	.24944	.16272
9893	.49094	.28892	.58851	.48964	.26177	.16145
9916	.64072	.36611	.57141	.45420	.21001	.12291
9976	.44450	.27500	.61869	.54525	.31184	.18407

Appendix 4–2.2. L-moments of storm depth defined by 8-hour minimum interevent time for hourly rainfall stations in Texas.

[--, not available]

Station no.	Depth mean (inches)	Depth L-scale (inches)	Depth L-CV (dimensionless)	Depth L-skew (dimensionless)	Depth L-kurtosis (dimensionless)	Depth Tau5 (dimensionless)
0015	0.11300	0.07900	0.69912	0.62447	0.35503	0.18565
0016	.41213	.26920	.65318	.50395	.25758	.16298
0050	.53846	.31069	.57698	.42833	.20311	.12556
0054	.32862	.19877	.60487	.47976	.22444	.10602
0120	.68655	.37670	.54868	.34875	.14639	.08476
0145	.40199	.29198	.72634	.64777	.44644	.33337
0146	.37388	.21694	.58024	.37120	.09710	.01315
0174	.34389	.18385	.53461	.51718	.28162	.17114
0178	.27208	.17832	.65537	.59294	.33228	.17006
0179	.30095	.17441	.57953	.46876	.22232	.10886
0202	.50174	.28152	.56109	.51413	.23554	.12646
0206	.57862	.32369	.55941	.46943	.23504	.15800
0208	--	--	--	--	--	--
0211	.32669	.21676	.66350	.53513	.29686	.19392
0244	.47935	.27030	.56390	.36443	.13710	.09474
0248	.37266	.21235	.56982	.52126	.29279	.16786
0262	.61762	.36380	.58904	.46282	.23748	.15101
0271	.81080	.45620	.56265	.40022	.23579	.19831
0380	.66389	.42670	.64273	.54305	.33062	.23335
0394	.46000	.24564	.53399	.34123	.16605	.05181
0408	.92094	.47352	.51417	.34021	.21473	.16935
0427	.47015	.27087	.57614	.54186	.24989	.14698
0428	.44155	.30325	.68679	.54720	.29506	.18604
0429	.53913	.36743	.68153	.54001	.29845	.19951
0463	.51419	.28630	.55679	.48148	.28475	.18349
0493	.74778	.28771	.38476	.29648	.26258	.11850
0495	.33989	.19356	.56949	.45840	.25775	.17591
0496	.24148	.13943	.57739	.46253	.25364	.13889
0498	.17750	.05705	.32138	-.14263	-.02169	.19079
0509	.56246	.34519	.61372	.52733	.29611	.18950
0518	.58634	.34511	.58859	.48626	.25127	.16230
0521	.48657	.28346	.58257	.45718	.24671	.11561
0556	.51374	.29753	.57916	.47694	.26407	.17438
0569	.65586	.41326	.63010	.54072	.30152	.18831
0572	.58420	.36735	.62882	.51905	.29682	.19908
0576	.43675	.30291	.69355	.58100	.34150	.23115
0580	.58266	.38292	.65720	.55944	.33392	.21931
0587	.60900	.38773	.63666	.50995	.27783	.18630
0605	.62832	.31378	.49940	.37995	.19805	.12902
0639	.53837	.32875	.61065	.55709	.31743	.20433
0655	--	--	--	--	--	--
0665	.58175	.35790	.61522	.48339	.25211	.15766
0689	.55041	.34490	.62663	.53393	.30897	.19749
0690	.46791	.26894	.57478	.56464	.30342	.20151
0691	.55592	.33290	.59882	.46051	.23123	.14325
0708	.49527	.28263	.57066	.54937	.29815	.20132
0738	.58821	.34404	.58490	.45935	.24315	.15805
0776	.43379	.26219	.60441	.52441	.29708	.18275
0779	.42095	.24094	.57236	.57997	.29660	.17272
0784	.41066	.24299	.59171	.54041	.31114	.18246
0786	.33069	.21484	.64966	.51852	.28486	.18709
0917	.68921	.41862	.60738	.48050	.25891	.17190
0923	1.0859	.53425	.49197	.33561	.12427	.01746
0926	.55304	.32878	.59450	.48085	.24961	.15015
0950	.27630	.16774	.60710	.58095	.40775	.32345
0996	.79567	.45555	.57254	.44188	.23888	.15627
1013	.51128	.32479	.63524	.65167	.40099	.27986
1017	.47305	.28086	.59373	.49928	.26619	.16070
1042	.93577	.51300	.54821	.52323	.39771	.23550
1048	.54259	.28077	.51746	.30982	.10305	.04091
1053	.48040	.29644	.61706	.49882	.26487	.16306
1057	.44489	.25513	.57347	.45606	.24688	.15951
1063	.84654	.52100	.61545	.54871	.38612	.30895
1068	.58593	.33832	.57741	.46324	.23809	.15239
1080	.31856	.17608	.55271	.47855	.30050	.20893
1081	.59736	.34512	.57775	.43717	.21601	.13054
1133	.21765	.14375	.66047	.48153	.17698	.05579
1136	.38086	.27842	.73104	.62254	.38241	.25372
1138	.74286	.37676	.50718	.37913	.27694	.29596
1139	.56723	.35543	.62660	.49403	.24443	.11605
1154	0.40686	0.28269	0.69481	0.56303	0.30652	0.18234
1165	.43959	.26672	.60674	.47199	.23529	.14073
1185	.39403	.22194	.56325	.43813	.20496	.11276
1186	.50240	.32933	.65551	.55566	.32751	.19813
1188	.39700	.24167	.60873	.48966	.27192	.21287
1245	.57611	.36390	.63166	.52254	.30948	.23156
1246	.54818	.32178	.58700	.53314	.26148	.17775
1267	.41248	.26920	.65265	.56670	.37016	.28303
1304	.51643	.32396	.62731	.51792	.29842	.20522
1325	.61215	.38860	.63481	.51965	.28254	.17783
1429	.54607	.33295	.60971	.50615	.28202	.18090
1431	.59371	.36128	.60852	.49067	.25551	.15404
1432	.60192	.36509	.60655	.46213	.22793	.13925
1433	.60023	.35956	.59904	.48292	.26507	.16671
1434	.59284	.35681	.60186	.48196	.25221	.15662
1435	.61687	.37344	.60538	.46786	.23209	.13460
1436	.61761	.36902	.59750	.47451	.25327	.16258
1437	.46741	.33188	.71005	.57044	.26261	.10290
1438	.58849	.35655	.60587	.47337	.23880	.14114
1462	--	--	--	--	--	--
1492	.51105	.29951	.58608	.51446	.26808	.16255
1500	.63179	.34361	.54387	.30463	.00265	-.04873
1528	.50395	.30746	.61011	.54609	.30310	.18265
1541	.69545	.39914	.57392	.44994	.16956	.11446
1569	.51760	.35045	.67706	.58018	.37872	.29069
1632	.47857	.26095	.54527	.12044	-.25730	.08212
1641	.43026	.23924	.55604	.42030	.20538	.13624
1646	.39827	.22305	.56006	.52462	.27635	.15500
1663	.86250	.56800	.65855	.58261	.32682	.23291
1671	.56632	.34394	.60732	.51437	.27541	.16913
1680	.56230	.33641	.59827	.48211	.26738	.17856
1694	.47333	.25704	.54303	.46388	.16119	.08699
1696	.45867	.26475	.57721	.45181	.23883	.16045
1697	.45478	.27517	.60506	.50678	.27658	.15994
1698	.43685	.25311	.57939	.51295	.28450	.16897
1720	.47806	.29005	.60673	.59099	.28322	.13524
1761	.30659	.18824	.61399	.45611	.22046	.14006
1773	.66639	.38148	.57245	.46256	.22924	.14857
1810	.43583	.26261	.60254	.52146	.34492	.25093
1823	.70880	.41197	.58122	.34757	.06608	.02885
1870	.59042	.34186	.57900	.41923	.17851	.08991
1875	.81300	.40389	.49680	.40010	.17808	.10742
1876	.58212	.34443	.59169	.45285	.22438	.13535
1889	.42548	.29342	.68963	.53722	.28074	.18729
1903	.42672	.22868	.53589	.51074	.24975	.17976
1914	.71091	.42675	.60029	.56473	.43535	.38314
1920	.61839	.35881	.58024	.46932	.26825	.19865
1921	.65780	.38293	.58215	.46890	.24031	.15742
1937	.65685	.37723	.57431	.43306	.21954	.14676
1956	.62346	.37597	.60303	.49062	.26702	.17377
1970	.90310	.59909	.66337	.53991	.30949	.21346
2014	.41214	.29635	.71906	.58715	.32430	.19358
2015	.44048	.31561	.71650	.59941	.35907	.23959
2019	.75621	.41034	.54264	.34442	.14212	.11776
2024	.59477	.34423	.57876	.46281	.24312	.15661
2042	.14385	.05026	.34938	-.04731	-.06957	-.07978
2043	.22532	.12821	.56900	.44558	.22062	.12927
2048	.48841	.30240	.61916	.56475	.31134	.17263
2050	.33213	.24598	.74062	.63162	.36775	.20447
2051	.45612	.26631	.58387	.46432	.23803	.15818
2053	.22500	.14878	.66123	.63742	.45402	.31927
2073	.56406	.35373	.62712	.52024	.30094	.20490
2082	.37772	.22039	.58346	.51217	.29291	.17912
2086	.58488	.34161	.58406	.47213	.23570	.14167
2088	.64737	.36873	.56959	.44023	.14227	.08773
2090	.57573	.32313	.56124	.48335	.22382	.15362
2096	.57421	.33034	.57530	.46586	.23548	.14841
2128	.58228	.34592	.59408	.45457	.22391	.14682
2131	.52260	.29806	.57035	.49162	.25610	.16391
2142	.93850	.48550	.51731	.29040	.09786	.05870

Appendix 4–2.2. L-moments of storm depth defined by 8-hour minimum interevent time for hourly rainfall stations in Texas—Continued.

Station no.	Depth mean (inches)	Depth L-scale (inches)	Depth L-CV (dimen-sionless)	Depth L-skew (dimen-sionless)	Depth L-kurtosis (dimen-sionless)	Depth Tau5 (dimen-sionless)
2160	0.35393	0.25266	0.71387	0.63987	0.48189	0.43958
2206	.67052	.40776	.60812	.48819	.26725	.17663
2238	.30586	.20271	.66274	.51990	.24987	.12889
2240	.29692	.18344	.61782	.47167	.25047	.16892
2242	.50401	.31804	.63103	.46317	.21735	.13365
2244	.54735	.34254	.62582	.49067	.25853	.15417
2247	.48661	.32076	.65917	.52583	.28850	.18353
2309	.69607	.37980	.54563	.43200	.24660	.17323
2312	.60760	.33177	.54604	.43364	.19088	.13022
2334	.87985	.50804	.57742	.43652	.22316	.11547
2336	.60521	.32544	.53773	.36919	.15707	.10208
2354	.30258	.16927	.55942	.38996	.08867	.02118
2355	.56492	.39524	.69965	.59890	.36209	.23597
2357	.36468	.26695	.73202	.61179	.35689	.22902
2360	.36542	.25996	.71139	.59495	.34818	.22233
2361	.44842	.29744	.66329	.63240	.46276	.37847
2394	.59759	.35838	.59970	.46871	.24290	.15374
2404	.56749	.34208	.60279	.48348	.25758	.16730
2415	.70254	.40682	.57907	.44808	.22992	.14497
2462	.65739	.37800	.57500	.44304	.21416	.12826
2528	.51872	.30111	.58048	.45996	.22079	.10467
2617	.45011	.27701	.61543	.51070	.29942	.20403
2619	.45186	.25381	.56171	.45135	.25426	.17654
2621	.47724	.27630	.57895	.48042	.25717	.15645
2675	.58595	.34987	.59709	.51522	.28244	.18125
2676	.56478	.32965	.58368	.51872	.23831	.14228
2679	.47557	.30726	.64609	.58082	.33960	.19360
2715	.55850	.32149	.57563	.45421	.23592	.15136
2744	.48874	.28091	.57476	.47111	.24791	.15545
2758	.39350	.28350	.72047	.63667	.39521	.23820
2794	.43091	.29836	.69241	.50599	.16870	-.00965
2797	.19470	.12471	.64052	.52870	.29453	.18969
2811	.46087	.27294	.59222	.50564	.26792	.15050
2813	.51000	.30064	.58950	.48240	.28391	.15941
2814	.21471	.15750	.73356	.64893	.35201	.08353
2815	.47652	.26791	.56222	.54360	.29305	.19919
2818	.55540	.32604	.58704	.43348	.20931	.13802
2986	.75062	.42142	.56143	.38814	.16507	.11109
3005	.54486	.31327	.57496	.46119	.22898	.13887
3033	.25902	.14294	.55185	.49692	.30895	.20904
3034	--	--	--	--	--	--
3047	.51714	.30857	.59669	.41881	.20079	.16225
3103	.73029	.47019	.64383	.59465	.34268	.18287
3133	.63214	.36522	.57776	.45727	.24378	.16162
3156	.68495	.42144	.61529	.55467	.33301	.23480
3171	.59984	.35342	.58918	.47208	.25018	.15666
3189	.30262	.17856	.59004	.51479	.30431	.18557
3260	.49530	.29115	.58782	.43101	.20742	.13073
3267	.41741	.27327	.65467	.54141	.30873	.21286
3270	.45967	.26178	.56950	.53664	.27624	.17978
3272	.11000	.05442	.49473	.39693	.21940	.12995
3277	.15188	.09588	.63128	.55113	.36774	.37100
3278	.41358	.23674	.57242	.49115	.26297	.14839
3280	.31084	.19783	.63642	.54190	.30373	.18256
3281	.34522	.16901	.48959	.30841	.10088	.03939
3283	.48748	.31736	.65103	.49845	.25598	.15964
3284	.54359	.32073	.59003	.48047	.24551	.14092
3285	.56004	.32271	.57623	.49401	.22726	.13401
3329	.51927	.33069	.63683	.53518	.31312	.21245
3335	.74741	.47391	.63407	.53381	.33551	.24260
3370	.66072	.38093	.57653	.44194	.22805	.14480
3410	.45688	.25270	.55310	.49404	.26015	.16854
3415	.55649	.32677	.58720	.48813	.25667	.16450
3430	.51529	.35335	.68573	.55550	.31884	.21550
3431	.48986	.35425	.72315	.60960	.37379	.26379
3441	.52886	.30881	.58391	.43895	.22149	.13087
3442	.37306	.21972	.58896	.49958	.27911	.17389
3446	.43691	.24430	.55916	.45317	.23986	.14846
3460	.67341	.41207	.61191	.49257	.30148	.26878
3462	.45388	.24642	.54291	.42610	.19866	.10529
3463	0.63694	0.40807	0.64067	0.52378	0.31248	0.21677
3476	.54419	.32607	.59918	.46746	.24691	.15818
3485	.85000	.58343	.68639	.54956	.23572	.08493
3507	.57892	.34222	.59113	.52022	.25152	.15211
3546	.66491	.39506	.59415	.47416	.24705	.15719
3547	.59347	.33698	.56781	.41169	.18000	.10054
3579	.61392	.36583	.59588	.46008	.18193	.05975
3642	.62092	.36673	.59063	.48580	.26114	.16846
3646	.57792	.33648	.58223	.46675	.25561	.17036
3668	1.0500	.50964	.48537	.34780	.21279	.07527
3673	.70194	.40065	.57077	.30108	.01472	.01246
3686	.56257	.32766	.58243	.50039	.23238	.13748
3691	.55964	.32514	.58098	.48977	.25354	.15674
3734	1.0415	.67769	.65068	.47945	.20202	.08706
3771	.57238	.33697	.58871	.52358	.24497	.15476
3789	.19301	.10453	.54156	.48778	.30871	.20100
3826	.53332	.28770	.53945	.40767	.20587	.11767
3831	.62209	.36731	.59045	.46970	.25300	.17061
3841	.61400	.34873	.56797	.43860	.22512	.14524
3871	.50084	.29318	.58538	.45739	.23451	.15228
3884	.80261	.54292	.67645	.55535	.26392	.10502
3941	.70378	.40944	.58177	.34473	.08411	.06465
3963	.07143	.03619	.50667	.60000	.43421	.25000
4040	.51728	.29205	.56458	.43574	.21648	.12605
4058	.68600	.42402	.61811	.48495	.25737	.17063
4098	.36181	.19483	.53849	.51615	.26615	.14760
4100	.49105	.29841	.60769	.49806	.27636	.18814
4137	.54034	.30200	.55892	.49308	.23111	.15541
4191	.53088	.33086	.62323	.54384	.30415	.18194
4256	--	--	--	--	--	--
4257	.67727	.39215	.57901	.47244	.23590	.15247
4258	.56912	.32602	.57286	.51028	.25967	.19879
4278	.58952	.35085	.59514	.46146	.23307	.14445
4299	.32783	.15522	.47348	.32593	.13492	.06345
4300	.51794	.35415	.68377	.54755	.30565	.20245
4305	.48909	.33942	.69397	.55735	.30926	.20103
4307	.53590	.36646	.68382	.54822	.31858	.23174
4309	.63968	.39725	.62102	.49294	.26420	.17332
4311	.66887	.41196	.61591	.48126	.24902	.15552
4313	.67337	.44337	.65844	.55584	.33565	.22608
4319	.50267	.28589	.56874	.42444	.18235	.09264
4329	.65572	.40083	.61128	.49394	.27656	.18099
4331	--	--	--	--	--	--
4375	.54477	.32636	.59907	.57137	.32053	.22899
4392	.72844	.44784	.61479	.47704	.25136	.16681
4425	.38267	.21804	.56979	.53389	.28791	.16181
4440	.50210	.30426	.60597	.47976	.25163	.16268
4476	.53807	.30288	.56290	.47616	.23961	.15194
4498	.20231	.10603	.52408	.35517	.16027	.03276
4517	.55012	.32435	.58959	.45242	.23373	.15462
4520	.52068	.29832	.57294	.52343	.25111	.15743
4525	.62200	.41081	.66046	.52526	.24375	.12004
4563	.46900	.28176	.60076	.44688	.21533	.16729
4570	.47385	.27957	.59001	.51570	.28635	.17788
4577	.65931	.37203	.56427	.44568	.22846	.15106
4591	.59627	.35752	.59959	.47241	.24820	.15581
4670	.45716	.27087	.59251	.50586	.27185	.15857
4671	.36438	.22519	.61801	.45778	.21233	.13448
4679	.55672	.33283	.59785	.52369	.27861	.17917
4696	.39667	.20438	.51525	.31307	.07735	.01284
4703	.42849	.25401	.59279	.49651	.25407	.12005
4704	.74613	.47075	.63092	.51600	.29696	.19811
4731	.39394	.27912	.70853	.60792	.40458	.31596
4792	.54145	.30381	.56110	.49436	.22800	.14682
4819	.64603	.35485	.54928	.45453	.20885	.13513
4852	.83353	.41581	.49885	.48584	.36665	.23067
4866	.60792	.34827	.57290	.45288	.22617	.14261
4876	.73288	.43123	.58841	.49308	.22906	.13270
4878	.70525	.43357	.61477	.49390	.27037	.17404
4880	.41353	.23314	.56379	.47612	.25500	.15585

Appendix 4–2.2. L-moments of storm depth defined by 8-hour minimum interevent time for hourly rainfall stations in Texas—Continued.

Station no.	Depth mean (inches)	Depth L-scale (inches)	Depth L-CV (dimensionless)	Depth L-skew (dimensionless)	Depth L-kurtosis (dimensionless)	Depth Tau5 (dimensionless)
4920	0.52297	0.32105	0.61390	0.53713	0.29458	0.17553
4934	.32125	.21339	.66426	.77071	.71381	.68870
4972	.52708	.30565	.57990	.48431	.25997	.16881
4973	.72385	.39077	.53985	.40877	.22112	.15341
4974	.42729	.24980	.58461	.49003	.27015	.17085
4975	.65983	.36992	.56062	.46486	.21880	.15345
4978	.53637	.35184	.65596	.53980	.29984	.18402
4979	.87500	.51851	.59258	.47256	.28165	.18238
4982	.49909	.29091	.58288	.46857	.25487	.16320
5018	.56288	.32073	.56979	.42667	.20423	.13428
5048	.41983	.25304	.60273	.56899	.32777	.19764
5049	.40777	.23113	.56681	.60860	.38370	.31199
5056	.43200	.18600	.43056	.26882	.67742	.11828
5057	.32030	.22969	.71711	.61836	.38222	.24840
5060	.51243	.35823	.69908	.58728	.35604	.24811
5081	.62706	.36329	.57935	.42741	.20874	.13891
5094	.59331	.34745	.58562	.48717	.25294	.15455
5113	.51941	.32530	.62630	.55458	.31619	.19143
5114	--	--	--	--	--	--
5123	.61062	.33996	.55674	.44464	.18737	-.00649
5192	.61539	.36264	.58928	.47198	.24262	.14581
5193	.56219	.34157	.60756	.49686	.25674	.15399
5224	.67015	.40388	.60267	.46371	.23763	.14351
5228	.58206	.35158	.60404	.44598	.19502	.10199
5235	.49848	.32646	.65490	.50470	.23795	.14846
5247	.41301	.23204	.56182	.49720	.26074	.14610
5258	.59402	.34778	.58546	.45386	.23357	.14490
5303	.53424	.34190	.63998	.54555	.32999	.23978
5312	.50318	.29315	.58260	.52125	.27345	.17484
5341	.89345	.57222	.64046	.56904	.36654	.25987
5342	--	--	--	--	--	--
5348	.66251	.37565	.56701	.44835	.19282	.11269
5358	.47902	.28169	.58806	.47429	.24493	.14262
5398	.63185	.37493	.59339	.46870	.24383	.15693
5410	.41937	.24187	.57674	.50907	.29165	.18549
5411	.33306	.22217	.66704	.53672	.29472	.18869
5424	.55753	.38532	.69112	.53200	.26741	.16534
5429	.53040	.34102	.64295	.52758	.29334	.18702
5431	.80333	.43980	.54747	.51438	.31970	.15448
5461	.68066	.40485	.59480	.45544	.23276	.15001
5463	.64205	.37463	.58349	.50670	.24868	.16471
5471	.15444	.10963	.70983	.68489	.50322	.38546
5477	.68600	.46167	.67298	.74405	.67395	.62374
5528	.67228	.38148	.56744	.43717	.22394	.14167
5579	--	--	--	--	--	--
5580	.53862	.27057	.50233	.29332	.09515	.04973
5589	.27459	.15539	.56591	.40078	.17235	.09713
5590	.31286	.18107	.57874	.46157	.21646	.09780
5591	.33345	.17627	.52862	.41195	.20060	.11445
5592	.29171	.16655	.57096	.47691	.26371	.16756
5594	.30718	.17362	.56522	.47096	.24897	.14330
5595	--	--	--	--	--	--
5596	.34720	.17945	.51684	.53912	.26231	.15472
5600	.34529	.20166	.58403	.49824	.28974	.18222
5618	.54432	.31595	.58044	.43414	.17689	.06824
5650	.54200	.23321	.43028	.35929	.36565	.19130
5656	.42810	.24212	.56556	.55827	.29191	.18703
5658	.43862	.26684	.60835	.50807	.28848	.18703
5661	.54125	.34256	.63291	.63377	.38209	.26445
5666	.46889	.27443	.58527	.49242	.28487	.17953
5695	.62644	.35954	.57394	.44551	.23274	.15489
5742	.25048	.15138	.60437	.50454	.24380	.14163
5766	.71529	.46009	.64322	.52953	.26075	.10359
5770	.44109	.25478	.57762	.50043	.27133	.16013
5775	.34643	.19049	.54988	.32881	-.04007	-.06288
5779	.65727	.39199	.59639	.48066	.24625	.07866
5840	.56183	.33553	.59722	.46412	.22953	.13560
5890	.31010	.20684	.66701	.54252	.30110	.19101
5891	.36900	.19846	.53783	.39619	.17842	.10733
5897	.58688	.34584	.58928	.52189	.25518	.16707
5957	0.56197	0.32581	0.57976	0.48800	0.25358	0.16306
5958	.50598	.29103	.57518	.42228	.20322	.11500
5973	.38780	.27195	.70127	.59001	.32269	.17721
5996	.53149	.31358	.59000	.49133	.25574	.15734
6017	.39643	.26202	.66096	.53636	.27871	.15126
6024	.82413	.52495	.63697	.50463	.27945	.20041
6050	.66700	.31868	.47779	.30559	.01394	-.08970
6104	.33209	.18532	.55804	.49792	.28605	.17171
6108	.69790	.39949	.57241	.45397	.22620	.14622
6136	.36119	.19760	.54708	.50948	.26649	.14815
6166	.35561	.22362	.62883	.52295	.26189	.13461
6176	.67907	.41928	.61744	.49130	.27197	.17550
6177	.67324	.39419	.58552	.48127	.25312	.16287
6210	.61514	.36062	.58624	.48398	.24820	.15831
6211	.57346	.35941	.62673	.48355	.24692	.15518
6270	.68212	.39113	.57341	.48900	.24719	.17149
6275	--	--	--	--	--	--
6276	.80679	.42097	.52178	.33688	.10862	.03604
6335	.61512	.35563	.57815	.43862	.21575	.13472
6434	.49000	.27063	.55231	.34073	.07576	.01695
6504	.40153	.23111	.57557	.52278	.28409	.16226
6558	.57844	.33983	.58749	.41687	.17826	.16473
6615	.47456	.27664	.58294	.57299	.32580	.22818
6660	.57724	.34098	.59072	.45819	.23090	.14873
6663	.47416	.28777	.60690	.47844	.23534	.10042
6734	.42010	.25470	.60628	.48329	.25652	.16222
6736	.44910	.26316	.58597	.52683	.28492	.16687
6740	1.1488	.55500	.48310	.28771	.16845	.08528
6750	.59253	.41485	.70013	.58322	.36343	.26258
6757	.59909	.36585	.61067	.47372	.24442	.15420
6775	.39288	.23483	.59772	.46531	.24514	.15789
6776	.41243	.23091	.55987	.49875	.26863	.15914
6788	.65990	.37558	.56915	.42634	.23173	.15542
6792	.33371	.18226	.54616	.49644	.26993	.14330
6794	1.0652	.59980	.56310	.38590	.18999	.12107
6834	.68575	.38787	.56562	.46835	.22227	.15447
6893	.31683	.17325	.54684	.55183	.33683	.21139
6935	.41073	.23011	.56024	.53535	.30759	.20128
6981	.58459	.33971	.58111	.46307	.25511	.16822
7020	.58925	.37129	.63011	.49212	.27166	.19243
7060	.46734	.26585	.56887	.49892	.25532	.14357
7066	.66459	.38652	.58159	.45940	.22847	.14064
7074	.39904	.23302	.58395	.52641	.31257	.19936
7097	.55298	.32896	.59489	.50205	.27141	.14054
7116	.42330	.24852	.58710	.46677	.25214	.17054
7140	.64117	.42178	.65782	.55862	.33309	.22234
7173	.63225	.44836	.70915	.58104	.34251	.23476
7174	.59305	.40722	.68665	.55402	.31944	.22039
7213	.59979	.35641	.59423	.46753	.25002	.16093
7243	.49317	.28824	.58446	.50641	.26988	.16753
7262	.18533	.10677	.57609	.44882	.22203	.12044
7274	.62756	.34193	.54485	.44555	.24399	.16515
7300	.55221	.32328	.58542	.45190	.23152	.14993
7311	.59844	.34608	.57830	.51767	.28823	.15480
7363	.57857	.29709	.51349	.24783	.01853	.03859
7422	.54083	.33301	.61573	.52348	.29200	.18544
7431	.41707	.24578	.58931	.51411	.29043	.18036
7481	.33524	.20130	.60046	.56724	.36014	.22793
7497	.55378	.32143	.58043	.52080	.25416	.16416
7498	.58267	.34330	.58918	.53049	.28042	.20135
7499	.52972	.29998	.56629	.49433	.25295	.16529
7531	.56940	.31973	.56153	.40715	.17577	.08519
7534	.57233	.36311	.63445	.53740	.33522	.25259
7556	.56851	.33437	.58814	.51186	.27766	.18297
7594	.67740	.39966	.59000	.45394	.23167	.15121
7596	.68920	.41133	.59683	.41483	.16078	.08494
7608	.53075	.33766	.63619	.49275	.25231	.15739
7622	.22227	.17790	.80037	.72060	.47714	.32193
7700	.61011	.37954	.62208	.48615	.25360	.16077
7706	.46979	.28225	.60079	.51872	.28742	.17526

Appendix 4–2.2. L-moments of storm depth defined by 8-hour minimum interevent time for hourly rainfall stations in Texas—Continued.

Station no.	Depth mean (inches)	Depth L-scale (inches)	Depth L-CV (dimen-sionless)	Depth L-skew (dimen-sionless)	Depth L-kurtosis (dimen-sionless)	Depth Tau5 (dimen-sionless)	Station no.	Depth mean (inches)	Depth L-scale (inches)	Depth L-CV (dimen-sionless)	Depth L-skew (dimen-sionless)	Depth L-kurtosis (dimen-sionless)	Depth Tau5 (dimen-sionless)
7718	0.56292	0.35054	0.62271	0.52325	0.29268	0.17041	8910	0.64227	0.36236	0.56418	0.34553	0.04315	-0.06205
7745	.66359	.41582	.62663	.48903	.25968	.17343	8911	.49996	.31913	.63831	.50120	.26168	.16132
7922	.23802	.14097	.59224	.48519	.27025	.16887	8924	.29555	.15861	.53665	.43813	.22773	.12618
7936	.68410	.40162	.58708	.47591	.25011	.17067	8929	.80462	.46837	.58210	.34468	.01082	-.05684
7943	.36181	.24071	.66529	.52896	.28020	.17169	8942	.66393	.38705	.58297	.49014	.24373	.15350
7944	.36643	.25720	.70190	.56645	.30363	.17095	8944	.57103	.35054	.61388	.47104	.24359	.15613
7945	.41795	.29588	.70794	.58281	.33753	.22427	8996	.57296	.35833	.62541	.50243	.27332	.17829
7947	.63667	.40256	.63230	.57903	.35601	.25774	9014	.71174	.34079	.47881	.28837	.08279	.01061
7948	.52700	.34037	.64587	.53037	.29274	.18012	9037	.31744	.19083	.60117	.54670	.35125	.24935
7951	.62649	.35425	.56546	.42364	.20625	.12570	9106	.28028	.17904	.63879	.59563	.40198	.30038
7953	.42534	.26916	.63282	.52227	.28598	.16155	9107	.32425	.19487	.60097	.47751	.23448	.14193
7981	.50168	.31947	.63680	.49738	.23447	.11785	9129	.33545	.23287	.69419	.62100	.38272	.23748
7990	.43895	.30823	.70219	.59780	.36668	.25148	9163	.51821	.30372	.58608	.48806	.26296	.16388
7992	.57893	.33430	.57744	.42384	.09079	-.04199	9213	.48326	.30749	.63628	.48717	.25569	.17568
7997	.45784	.27970	.61092	.48360	.23637	.11650	9214	.84455	.47250	.55947	.44385	.21225	.10906
7999	.32737	.21971	.67113	.55778	.34309	.24567	9222	.48605	.30582	.62920	.47975	.23752	.14530
8022	.40000	.24731	.61828	.48905	.20516	.08084	9248	.42321	.24287	.57388	.44221	.18637	.07647
8023	.43775	.25844	.59038	.53039	.30366	.19049	9266	.50084	.28466	.56836	.43403	.19826	.08590
8047	.54581	.31859	.58371	.47283	.23744	.14257	9270	.31797	.17015	.53509	.53970	.30384	.16925
8060	.42507	.28908	.68009	.56564	.29365	.13878	9295	.19757	.12254	.62024	.51481	.27985	.16032
8062	.62889	.43338	.68913	.54209	.27677	.15435	9304	--	--	--	--	--	--
8068	.25846	.17182	.66479	.59214	.35957	.22701	9307	.54451	.29518	.54211	.43459	.22759	.13901
8081	.53196	.33433	.62848	.55202	.32469	.21240	9328	.41807	.24207	.57901	.43655	.19480	.11087
8089	.46256	.26012	.56235	.35282	.08976	.01938	9329	.45312	.26621	.58749	.28422	-.10783	-.14229
8221	.66714	.31671	.47473	.36685	.25215	.17857	9345	--	--	--	--	--	--
8252	.42349	.24612	.58118	.50877	.27803	.16081	9363	.40067	.27787	.69353	.57477	.33660	.22282
8265	.65110	.42136	.64714	.54244	.32155	.22324	9364	.46697	.32692	.70008	.57804	.33939	.22826
8289	.45818	.21741	.47450	.21799	.03403	.02819	9365	.29342	.18173	.61934	.64189	.46226	.33322
8305	.28242	.15478	.54806	.52774	.32159	.18574	9371	.55250	.31683	.57346	.42474	.17230	.07776
8335	.69724	.40366	.57894	.43473	.21894	.14295	9417	.55975	.33736	.60269	.45931	.21569	.12008
8400	.34556	.20450	.59178	.51740	.32474	.22596	9419	.46498	.30584	.65775	.50046	.24304	.14201
8445	.60356	.38339	.63521	.51592	.28267	.18228	9435	.44494	.24555	.55187	.44202	.24529	.18550
8446	.53538	.31557	.58944	.49451	.24512	.13180	9491	.59056	.35327	.59820	.48256	.24535	.14618
8451	.43972	.26464	.60185	.48292	.25022	.15473	9499	.46372	.26680	.57535	.50934	.25773	.14736
8531	.57665	.33267	.57691	.45700	.24236	.15722	9522	.97529	.58603	.60087	.40115	.08166	-.04390
8541	.56910	.32296	.56749	.42333	.22318	.14837	9527	.39279	.21769	.55422	.52337	.27086	.15206
8544	.62016	.37641	.60695	.52476	.28477	.18188	9532	.54585	.31966	.58563	.48331	.25707	.16546
8545	.27409	.13435	.49017	.23751	.06235	.10152	9544	1.2500	1.1260	.90080	.96803	.95560	.90586
8563	.60225	.34704	.57623	.50810	.25359	.17376	9565	.49281	.28611	.58058	.49922	.27189	.17028
8566	.45827	.26672	.58201	.44257	.21162	.11705	9570	.44895	.25001	.55688	.54415	.28969	.18762
8583	.46377	.26344	.56804	.53155	.23618	.12869	9574	.46400	.27033	.58261	.54763	.23461	.10686
8584	.55102	.31513	.57191	.46427	.22208	.13212	9588	.46156	.29091	.63028	.56205	.32875	.19226
8623	.56003	.31251	.55802	.47046	.23051	.14147	9665	.62102	.36676	.59057	.47713	.24833	.15977
8625	.54794	.32857	.59965	.47795	.25483	.17042	9715	.56662	.33031	.58295	.46316	.23082	.14322
8630	.45005	.25606	.56896	.46880	.22741	.12034	9729	.45746	.29530	.64552	.49218	.24455	.15074
8631	.48191	.28465	.59068	.48584	.26488	.16336	9772	.58206	.38459	.66074	.55900	.33413	.22609
8646	.56154	.33324	.59344	.46260	.23447	.14701	9814	.56526	.32758	.57952	.40171	.14923	.06278
8647	.38880	.22296	.57346	.53730	.29544	.17091	9815	.59768	.36084	.60374	.50487	.28016	.18042
8677	.51027	.28299	.55459	.43434	.21744	.11862	9816	.56200	.35600	.63345	.51555	.30519	.22460
8696	.66034	.36342	.55035	.36586	.17278	.14793	9817	.52068	.29341	.56350	.48572	.24222	.15782
8743	.66414	.39294	.59165	.47223	.24897	.16194	9829	.33623	.19821	.58949	.54758	.33076	.19181
8761	.39032	.21712	.55628	.51999	.29611	.18399	9830	.27006	.16132	.59735	.48159	.23788	.12953
8778	.61075	.35629	.58337	.48709	.24435	.15775	9858	.44050	.24903	.56534	.45769	.25360	.16391
8845	.55679	.34543	.62039	.53905	.29900	.18254	9893	.52015	.30502	.58641	.48279	.25607	.16028
8859	.67061	.38656	.57643	.43403	.21847	.14410	9916	.68413	.38861	.56804	.44633	.20793	.12509
8898	.64716	.38377	.59300	.47203	.25927	.16993	9976	.47588	.29158	.61272	.53327	.29957	.18024
8908	.51930	.32031	.61681	.51075	.29940	.22084							

Appendix 4–2.3. L-moments of storm depth defined by 12-hour minimum interevent time for hourly rainfall stations in Texas.

[--, not available]

Station no.	Depth mean (inches)	Depth L-scale (inches)	Depth L-CV (dimensionless)	Depth L-skew (dimensionless)	Depth L-kurtosis (dimensionless)	Depth Tau5 (dimensionless)
0015	0.16143	0.12905	0.79941	0.81255	0.70849	0.64207
0016	.45129	.29110	.64505	.49382	.25124	.15931
0050	.58143	.32808	.56427	.41163	.19275	.12250
0054	.35962	.21406	.59523	.44374	.18470	.08440
0120	.90500	.45067	.49798	.21676	.02554	-.00634
0145	.42894	.31151	.72624	.64928	.45010	.33903
0146	.41636	.22708	.54539	.32619	.07886	.01056
0174	.37204	.20304	.54575	.51982	.28577	.17755
0178	.29682	.18755	.63188	.57002	.30733	.17407
0179	.31502	.18332	.58193	.46825	.21732	.10430
0202	.53717	.30028	.55900	.49693	.22461	.12394
0206	.63059	.34887	.55324	.45146	.22538	.15401
0208	--	--	--	--	--	--
0211	.35804	.23554	.65784	.52636	.28842	.18619
0244	.55125	.30706	.55703	.33180	.08285	.04459
0248	.40087	.23004	.57385	.51966	.29434	.17576
0262	.67199	.39095	.58178	.45297	.23572	.15515
0271	.92136	.51539	.55938	.40585	.20871	.11058
0380	.69692	.44345	.63631	.53310	.32043	.22596
0394	.56222	.33278	.59190	.48390	.38111	.21846
0408	1.0915	.57296	.52494	.31774	.16430	.12722
0427	.55263	.33947	.61429	.57153	.28239	.16999
0428	.49405	.33577	.67964	.53670	.28615	.17995
0429	.60420	.40547	.67109	.52717	.28968	.19427
0463	.52313	.29680	.56736	.49974	.30789	.21163
0493	.79176	.31684	.40017	.25607	.16762	.07348
0495	.35584	.20172	.56689	.45533	.25707	.17333
0496	.24148	.13943	.57739	.46253	.25364	.13889
0498	.17750	.05705	.32138	-.14263	-.02169	.19079
0509	.62489	.38060	.60907	.51808	.29025	.19091
0518	.63643	.37509	.58936	.48186	.24994	.16232
0521	.51606	.29314	.56804	.45243	.24887	.11467
0556	.53225	.30861	.57983	.47878	.26197	.16313
0569	.70980	.44806	.63125	.54109	.30480	.19473
0572	.62958	.39388	.62562	.51315	.29092	.19736
0576	.50344	.34736	.68997	.58793	.36764	.27724
0580	.62749	.40311	.64242	.55042	.32855	.21772
0587	.66976	.42027	.62749	.49246	.26130	.17778
0605	.68592	.34341	.50066	.38795	.21192	.13500
0639	.58038	.35493	.61155	.54921	.30783	.19795
0655	--	--	--	--	--	--
0665	.62306	.38037	.61049	.47557	.24635	.15517
0689	.60172	.37554	.62410	.52978	.30809	.20182
0690	.50626	.29168	.57614	.54559	.28534	.19097
0691	.59178	.35389	.59801	.45546	.22406	.13677
0708	.54296	.31309	.57663	.55750	.32969	.23420
0738	.63723	.37040	.58127	.45686	.24612	.16416
0776	.46576	.28017	.60154	.51476	.28818	.17936
0779	.44195	.25229	.57085	.56257	.28191	.16635
0784	.44381	.26461	.59623	.53440	.30092	.17657
0786	.36351	.23707	.65217	.51651	.27437	.16832
0917	.74279	.44610	.60057	.47327	.25477	.16769
0923	1.0859	.53425	.49197	.33561	.12427	.01746
0926	.59960	.35254	.58797	.47081	.24168	.14692
0950	.28244	.17189	.60858	.57900	.40621	.32166
0996	.99458	.60020	.60347	.48483	.29877	.23995
1013	.55510	.35892	.64659	.65418	.41069	.29594
1017	.51942	.30733	.59167	.49159	.26487	.16922
1042	1.2165	.59082	.48567	.50431	.34382	.22325
1048	.54259	.28077	.51746	.30982	.10305	.04091
1053	.52897	.32266	.60998	.49211	.26125	.16124
1057	.47928	.27261	.56879	.45129	.24397	.15769
1063	1.0005	.59535	.59508	.51198	.36594	.29763
1068	.63746	.36513	.57279	.45372	.22985	.14660
1080	.34497	.18448	.53476	.45828	.28923	.20703
1081	.64451	.37024	.57446	.43476	.21597	.13117
1133	.23125	.15967	.69045	.52699	.22311	.09873
1136	.42228	.30791	.72917	.61723	.37628	.24940
1138	.82105	.43509	.52991	.34853	.17125	.20881
1139	.64371	.38763	.60218	.44511	.19822	.09487
1154	0.45795	0.31144	0.68006	0.53824	0.28282	0.16880
1165	.47766	.28672	.60025	.45850	.22182	.13145
1185	.41264	.22963	.55650	.43287	.20710	.11926
1186	.53675	.34684	.64619	.54719	.32244	.18867
1188	.39700	.24167	.60873	.48966	.27192	.21287
1245	.76815	.45174	.58809	.40646	.21405	.21783
1246	.60781	.36015	.59254	.52588	.26316	.18460
1267	.44657	.29088	.65137	.56614	.37211	.28621
1304	.56706	.34893	.61533	.50300	.28993	.20435
1325	.66800	.41826	.62614	.50575	.26896	.16918
1429	.58831	.35667	.60627	.49930	.27815	.17917
1431	.64616	.38919	.60231	.47754	.24437	.14927
1432	.64555	.38974	.60374	.46162	.23075	.14068
1433	.65412	.38903	.59474	.47729	.26321	.16621
1434	.63978	.38112	.59570	.47233	.24406	.15227
1435	.66285	.39584	.59718	.45722	.22615	.13253
1436	.66834	.39695	.59393	.47264	.25611	.16629
1437	.54870	.40470	.73757	.61313	.32704	.16792
1438	.64075	.38446	.60002	.46675	.23408	.13862
1462	--	--	--	--	--	--
1492	.56161	.32915	.58609	.50515	.26260	.16568
1500	.65519	.37219	.56807	.35382	.05419	-.00250
1528	.54585	.33216	.60851	.53311	.28735	.17686
1541	.74032	.43165	.58306	.46682	.19860	.13581
1569	.57195	.38107	.66627	.56563	.36439	.27699
1632	.47857	.26095	.54527	.12044	-.25730	.08212
1641	.45640	.25184	.55180	.41393	.19700	.12920
1646	.42683	.24159	.56600	.52231	.27831	.16404
1663	.98571	.65017	.65960	.57720	.32154	.20063
1671	.61846	.37451	.60556	.50930	.27122	.16945
1680	.60559	.35968	.59394	.47650	.26361	.17471
1694	.53493	.29312	.54795	.44674	.15656	.09537
1696	.48797	.27932	.57240	.44126	.22830	.15306
1697	.48153	.28922	.60063	.50264	.26964	.14365
1698	.47672	.27769	.58251	.51092	.28532	.17834
1720	.52454	.32286	.61551	.58104	.27160	.12342
1761	.33973	.20388	.60013	.42749	.19509	.12248
1773	.73112	.41666	.56989	.45379	.22678	.14879
1810	.43583	.26261	.60254	.52146	.34492	.25093
1823	.77043	.44743	.58075	.34349	.03860	-.01276
1870	.61994	.35903	.57913	.41864	.17374	.07860
1875	.95647	.45897	.47986	.31407	.09296	.09516
1876	.61776	.36766	.59516	.44209	.20161	.10574
1889	.53026	.35447	.66847	.50743	.25691	.17116
1903	.46218	.24957	.53999	.49894	.24544	.18060
1914	.78200	.45795	.58561	.55040	.39231	.38574
1920	.66586	.38428	.57713	.46613	.26941	.20409
1921	.71409	.41177	.57663	.45614	.23180	.15172
1937	.71938	.40650	.56508	.42652	.22590	.15722
1956	.67201	.40360	.60058	.48670	.26780	.17886
1970	1.0913	.74734	.68484	.59879	.43039	.36674
2014	.45344	.32836	.72413	.59092	.32651	.19473
2015	.48713	.34857	.71556	.59692	.35767	.23930
2019	.87720	.47200	.53808	.28423	.05080	.06433
2024	.64673	.36861	.56995	.45129	.23976	.15871
2042	.15583	.05795	.37190	-.03895	-.06580	.02876
2043	.24628	.14367	.58337	.45368	.20791	.10084
2048	.52945	.32986	.62303	.56520	.31803	.19023
2050	.37957	.28729	.75689	.66537	.43603	.29936
2051	.47015	.27176	.57802	.44790	.22777	.16273
2053	.22500	.14878	.66123	.63742	.45402	.31927
2073	.61071	.38210	.62567	.52260	.30985	.21775
2082	.40179	.23454	.58373	.50748	.28743	.17974
2086	.63836	.37021	.57995	.46404	.23594	.14967
2088	.75306	.41641	.55296	.37999	.10573	.10543
2090	.61862	.34960	.56512	.48258	.23256	.16572
2096	.62319	.35697	.57281	.46301	.24188	.16102
2128	.64898	.37648	.58011	.44257	.22154	.15064
2131	.57184	.32406	.56670	.47439	.24114	.15605
2142	.98789	.48532	.49127	.28339	.09465	.06287

Appendix 4–2.3. L-moments of storm depth defined by 12-hour minimum interevent time for hourly rainfall stations in Texas—Continued.

Station no.	Depth mean (inches)	Depth L-scale (inches)	Depth L-CV (dimen-sionless)	Depth L-skew (dimen-sionless)	Depth L-kurtosis (dimen-sionless)	Depth Tau5 (dimen-sionless)
2160	0.43087	0.32411	0.75222	0.71941	0.61026	0.57505
2206	.71822	.43547	.60631	.49066	.27650	.18865
2238	.33135	.21630	.65277	.50259	.23486	.12016
2240	.32851	.20192	.61467	.48323	.26214	.15760
2242	.55917	.34753	.62151	.44882	.20882	.13170
2244	.60364	.37398	.61954	.48019	.25069	.15244
2247	.52930	.34553	.65280	.50036	.25253	.15667
2309	.75811	.40429	.53329	.41807	.23788	.16216
2312	.66756	.36025	.53965	.42275	.19504	.13765
2334	.95317	.52912	.55511	.41005	.20774	.10171
2336	.63199	.33779	.53448	.36028	.14725	.09400
2354	.34741	.18786	.54076	.37970	.08268	-.00345
2355	.61722	.42914	.69528	.59753	.36538	.23242
2357	.39602	.28781	.72676	.60722	.35832	.23523
2360	.40153	.28264	.70393	.58143	.33332	.21134
2361	.48941	.32639	.66690	.62773	.45205	.37071
2394	.64610	.38582	.59716	.46866	.24726	.15863
2404	.61678	.37039	.60053	.47772	.25359	.16578
2415	.76228	.43787	.57442	.44157	.22745	.14554
2462	.70507	.40265	.57108	.43926	.21724	.13682
2528	.55897	.32366	.57903	.44663	.19628	.08049
2617	.48701	.29634	.60849	.50883	.30062	.20745
2619	.49705	.27237	.54798	.44307	.24953	.17110
2621	.51111	.29366	.57456	.47034	.24951	.15448
2675	.63087	.37736	.59817	.51544	.29102	.19665
2676	.61366	.36056	.58756	.51022	.23227	.13740
2679	.52370	.33875	.64685	.57517	.33183	.19313
2715	.60306	.34301	.56879	.44327	.23055	.15028
2744	.53495	.30667	.57327	.46494	.24168	.15387
2758	.44000	.30874	.70169	.61251	.36542	.21129
2794	.43091	.29836	.69241	.50599	.16870	-.00965
2797	.20932	.13407	.64048	.52785	.29689	.19468
2811	.50045	.29640	.59228	.49900	.26248	.15131
2813	.56667	.31516	.55616	.45088	.27980	.13580
2814	.21471	.15750	.73356	.64893	.35201	.08353
2815	.50931	.28340	.55644	.52275	.28467	.20091
2818	.59766	.35063	.58666	.43966	.22245	.14878
2986	.82090	.45994	.56029	.38734	.16333	.10479
3005	.58474	.33214	.56801	.44820	.21942	.13795
3033	.26944	.14961	.55527	.49553	.30138	.19998
3034	--	--	--	--	--	--
3047	.53235	.31296	.58788	.40829	.19968	.16157
3103	.75242	.48805	.64864	.58730	.32086	.15765
3133	.68451	.39154	.57200	.44844	.24132	.16327
3156	.76186	.46437	.60952	.53678	.31958	.22496
3171	.64516	.37778	.58556	.46428	.24207	.15085
3189	.33157	.19393	.58489	.51964	.30666	.18460
3260	.53633	.31391	.58530	.42876	.21074	.13734
3267	.43664	.28795	.65948	.55226	.32272	.22065
3270	.50084	.28400	.56704	.51473	.26043	.17510
3272	.11478	.05858	.51033	.38944	.16300	.05834
3277	.16200	.10590	.65373	.56489	.35010	.31797
3278	.43837	.24954	.56925	.47917	.25125	.14151
3280	.32658	.20757	.63558	.53108	.28899	.16986
3281	.35289	.17029	.48257	.29522	.09804	.04112
3283	.53999	.34674	.64213	.49012	.25567	.16342
3284	.59289	.34760	.58629	.47361	.24053	.14099
3285	.61897	.35705	.57685	.48430	.22769	.14155
3329	.56648	.35985	.63524	.53357	.31548	.21734
3335	.83365	.51495	.61770	.51260	.31174	.22141
3370	.70635	.40366	.57147	.43447	.22464	.14466
3410	.49702	.27400	.55128	.47929	.24837	.16418
3415	.61168	.35651	.58284	.47604	.25052	.16318
3430	.57651	.39205	.68004	.54901	.31630	.21654
3431	.58146	.42198	.72572	.61565	.38870	.28251
3441	.56756	.34327	.60481	.47635	.25388	.14030
3442	.40297	.23379	.58018	.48824	.26981	.16738
3446	.46630	.25888	.55519	.44628	.23181	.14451
3460	.72268	.43112	.59656	.46500	.29291	.27538
3462	.47910	.25608	.53450	.41430	.19217	.10754
3463	0.65021	0.41812	0.64305	0.51658	0.29446	0.20259
3476	.58410	.34957	.59846	.46830	.24610	.15357
3485	.96591	.62842	.65060	.50541	.18597	.09606
3507	.63263	.37431	.59167	.50526	.23849	.14583
3546	.72581	.42719	.58857	.46534	.24410	.15998
3547	.64342	.36110	.56122	.39326	.15740	.08370
3579	.62987	.37170	.59012	.44984	.17253	.05783
3642	.67255	.39580	.58851	.48389	.26447	.17560
3646	.61222	.35369	.57771	.45996	.24973	.16747
3668	1.2600	.54347	.43133	.37830	.15546	.00173
3673	.87040	.48803	.56070	.26008	-.02863	-.00590
3686	.61973	.35903	.57933	.48126	.21617	.12907
3691	.60742	.35211	.57969	.48066	.24786	.15502
3734	1.2275	.76954	.62691	.43032	.15685	.06485
3771	.61678	.36190	.58676	.50819	.23595	.15185
3789	.20771	.11391	.54842	.47919	.28933	.18440
3826	.58363	.31391	.53785	.40861	.20721	.12027
3831	.67470	.39314	.58268	.46056	.25205	.17220
3841	.66651	.38328	.57506	.45726	.24423	.15098
3871	.55103	.32010	.58092	.46002	.24614	.16381
3884	.87905	.57290	.65173	.51916	.24431	.09439
3941	.81375	.47949	.58923	.38698	.14497	.10783
3963	.07143	.03619	.50667	.60000	.43421	.25000
4040	.54384	.30844	.56715	.44351	.23179	.14926
4058	.79154	.51197	.64680	.58065	.43040	.39313
4098	.39255	.21347	.54379	.50324	.25589	.14725
4100	.52959	.31614	.59695	.48804	.27238	.19034
4137	.59677	.33240	.55700	.47198	.21853	.15180
4191	.57801	.35784	.61909	.53459	.29460	.17790
4256	--	--	--	--	--	--
4257	.74200	.42464	.57230	.45994	.23314	.15500
4258	.63791	.36231	.56797	.49072	.25725	.20023
4278	.63350	.37507	.59207	.45114	.21889	.13312
4299	.33832	.15895	.46983	.33319	.14650	.07384
4300	.57164	.38724	.67741	.54318	.30771	.20747
4305	.54326	.37362	.68774	.54955	.30451	.19990
4307	.61158	.41849	.68429	.54913	.31912	.22790
4309	.68975	.42747	.61974	.49222	.26590	.17588
4311	.72724	.44314	.60934	.47620	.24820	.15699
4313	.75944	.48489	.63849	.53904	.31899	.20546
4319	.53857	.30346	.56346	.41970	.18417	.10404
4329	.71182	.43107	.60559	.48784	.27248	.17655
4331	--	--	--	--	--	--
4375	.59985	.35960	.59948	.55183	.30140	.21324
4392	.80797	.48450	.59965	.46170	.24445	.16628
4425	.41396	.23723	.57306	.52309	.27700	.16172
4440	.54600	.32874	.60210	.47456	.24874	.16198
4476	.58785	.32894	.55957	.46025	.22722	.14858
4498	.23909	.11836	.49506	.23605	.04506	.00512
4517	.60022	.35072	.58432	.44972	.23455	.15241
4520	.57657	.33029	.57284	.50777	.24716	.16130
4525	.72567	.49748	.68555	.57199	.31678	.19170
4563	.50250	.29245	.58198	.41481	.20251	.17938
4570	.51603	.30267	.58653	.50001	.27178	.17020
4577	.71114	.40044	.56309	.44476	.23258	.15518
4591	.64716	.38237	.59084	.46401	.24728	.16029
4670	.49760	.29500	.59285	.49888	.26816	.16351
4671	.41608	.25513	.61318	.44591	.20378	.13226
4679	.61539	.36687	.59615	.51106	.27029	.18014
4696	.34286	.17374	.50673	.32321	.12138	.10465
4703	.44620	.26107	.58509	.48355	.23768	.11194
4704	.81567	.50671	.62122	.50501	.28525	.18575
4731	.43524	.30140	.69250	.59030	.38960	.30024
4792	.59356	.33194	.55924	.47381	.21460	.14263
4819	.70660	.38773	.54873	.43846	.19369	.12328
4852	.88562	.43246	.48831	.43799	.36173	.27439
4866	.65867	.37554	.57015	.44797	.22646	.14703
4876	.78102	.45895	.58763	.48930	.23697	.14733
4878	.77095	.46895	.60828	.48617	.26503	.17143
4880	.44429	.25197	.56715	.47727	.25678	.15928

Appendix 4–2.3. L-moments of storm depth defined by 12-hour minimum interevent time for hourly rainfall stations in Texas—Continued.

Station no.	Depth mean (inches)	Depth L-scale (inches)	Depth L-CV (dimen-sionless)	Depth L-skew (dimen-sionless)	Depth L-kurtosis (dimen-sionless)	Depth Tau5 (dimen-sionless)
4920	0.55790	0.34102	0.61126	0.52557	0.28264	0.16853
4934	.36714	.24857	.67704	.72874	.63218	.57854
4972	.57252	.33030	.57692	.47828	.25845	.17262
4973	.78877	.42110	.53388	.40540	.22767	.16567
4974	.46310	.27175	.58681	.49185	.27505	.18190
4975	.72132	.40183	.55707	.45240	.21669	.15223
4978	.58888	.37590	.63833	.51259	.27771	.16848
4979	.91667	.52581	.57361	.46734	.28798	.17044
4982	.53420	.30903	.57849	.46029	.24676	.15941
5018	.60575	.33944	.56037	.41482	.19654	.12908
5048	.45312	.27348	.60355	.55392	.31091	.19020
5049	.42424	.23843	.56200	.59627	.38241	.31264
5056	.43200	.18600	.43056	.26882	.67742	.11828
5057	.34685	.24742	.71332	.60966	.36965	.23458
5060	.54554	.38362	.70320	.59089	.35732	.24606
5081	.68286	.39070	.57216	.41996	.20647	.13833
5094	.65107	.37798	.58054	.47101	.24168	.15097
5113	.57807	.36279	.62760	.54808	.31159	.19577
5114	--	--	--	--	--	--
5123	.65133	.40114	.61588	.56622	.34537	.13957
5192	.67071	.39392	.58732	.46726	.24272	.14888
5193	.61816	.37378	.60466	.49072	.25302	.15593
5224	.74911	.45137	.60254	.45881	.23770	.15060
5228	.60088	.36349	.60493	.44652	.19722	.10760
5235	.54833	.34417	.62767	.46800	.22067	.15210
5247	.44904	.25136	.55976	.48411	.25125	.14700
5258	.64784	.37852	.58428	.45136	.22708	.13542
5303	.58266	.37072	.63626	.53840	.31839	.23175
5312	.55030	.32100	.58333	.51106	.26515	.17449
5341	.95963	.59707	.62218	.55221	.36238	.25745
5342	--	--	--	--	--	--
5348	.72938	.40953	.56148	.43579	.19252	.12008
5358	.51323	.30160	.58764	.47250	.24164	.13929
5398	.68235	.40207	.58925	.46208	.23924	.15408
5410	.44991	.25953	.57684	.50405	.28742	.18705
5411	.36402	.24008	.65952	.52489	.28528	.18429
5424	.63606	.42780	.67258	.51357	.26322	.17084
5429	.57377	.36646	.63868	.51650	.27962	.17690
5431	.90375	.47725	.52808	.45918	.26568	.11987
5461	.74350	.43723	.58807	.45232	.23483	.15204
5463	.69488	.40260	.57938	.48912	.23822	.16119
5471	.16680	.11500	.68945	.67924	.50136	.37977
5477	.71458	.48868	.68386	.74244	.65843	.59902
5528	.72100	.40587	.56293	.43276	.22321	.14237
5579	--	--	--	--	--	--
5580	.57852	.29476	.50950	.29608	.10343	.06746
5589	.28895	.16246	.56223	.39308	.16693	.09547
5590	.34047	.20189	.59297	.50349	.28067	.16859
5591	.35226	.18544	.52643	.41346	.21164	.12931
5592	.31633	.17982	.56845	.46962	.25758	.16783
5594	.31795	.18192	.57217	.47122	.24571	.14634
5595	--	--	--	--	--	--
5596	.37483	.19452	.51897	.52049	.25102	.15500
5600	.36809	.21407	.58156	.50132	.29722	.19172
5618	.61030	.34371	.56318	.41042	.14197	.04799
5650	.57053	.25713	.45070	.35194	.29942	.11496
5656	.47169	.26812	.56842	.54015	.28278	.18709
5658	.47317	.28667	.60585	.50500	.28685	.18966
5661	.58778	.38030	.64702	.64901	.41615	.30700
5666	.48229	.28176	.58423	.47543	.26354	.17689
5695	.67400	.38381	.56945	.44036	.23170	.15618
5742	.27684	.15772	.56971	.47916	.22896	.15492
5766	.81067	.50441	.62222	.48576	.20481	.05951
5770	.47654	.27552	.57817	.49627	.26966	.16382
5775	.37308	.20038	.53711	.25982	-.10434	-.01392
5779	.76105	.42322	.55609	.44407	.19698	.03313
5840	.62355	.36974	.59296	.45394	.21902	.12773
5890	.34013	.22639	.66561	.54185	.30379	.19499
5891	.39453	.20974	.53163	.38432	.16298	.09964
5897	.64537	.37772	.58527	.50166	.24486	.16814
5957	0.60621	0.35072	0.57854	0.47865	0.24368	0.15759
5958	.55683	.31708	.56943	.39835	.17331	.09320
5973	.43170	.29738	.68886	.56476	.29912	.16703
5996	.58372	.34278	.58723	.48115	.24694	.15512
6017	.42366	.27389	.64649	.51247	.25975	.14360
6024	.89760	.55998	.62386	.48749	.26730	.19383
6050	.66700	.31868	.47779	.30559	.01394	-.08970
6104	.35623	.20056	.56301	.49583	.28551	.17778
6108	.75986	.43071	.56683	.44402	.22375	.14620
6136	.38978	.21386	.54868	.49764	.25826	.15094
6166	.37880	.23154	.61123	.50281	.24763	.13020
6176	.73131	.44628	.61024	.49030	.27808	.17994
6177	.73907	.43223	.58482	.47611	.25207	.16455
6210	.66696	.38885	.58302	.47332	.24322	.15781
6211	.63520	.38851	.61163	.46479	.23232	.14700
6270	.74451	.42608	.57229	.47845	.24304	.16873
6275	--	--	--	--	--	--
6276	.94125	.48766	.51810	.28786	.06129	.03673
6335	.66402	.37982	.57200	.43331	.21671	.14067
6434	.59316	.33304	.56147	.38501	.12317	.09667
6504	.43757	.25327	.57880	.51380	.27903	.16758
6558	.61700	.36033	.58401	.38924	.14039	.14724
6615	.51704	.30625	.59231	.57186	.33143	.23739
6660	.63393	.37057	.58456	.43745	.21262	.13198
6663	.51534	.31139	.60424	.46915	.22971	.10018
6734	.46053	.27556	.59834	.48063	.26275	.16918
6736	.48322	.28436	.58847	.52295	.28205	.16979
6740	1.3020	.69067	.53047	.28977	.04037	-.06832
6750	.67959	.47296	.69594	.58005	.36184	.25795
6757	.65268	.39363	.60310	.46396	.23803	.15273
6775	.42834	.25665	.59917	.46809	.24944	.16117
6776	.44429	.24821	.55866	.48733	.25994	.15658
6788	.72855	.40662	.55811	.42184	.23631	.15500
6792	.35232	.19322	.54843	.48636	.25989	.14026
6794	1.2356	.65647	.53129	.37400	.14830	.04740
6834	.74166	.41820	.56387	.45812	.21891	.15278
6893	.33657	.18676	.55489	.55179	.33434	.21392
6935	.44197	.24779	.56065	.52618	.30362	.20257
6981	.63026	.36232	.57487	.45840	.25344	.16763
7020	.67740	.40866	.60328	.48639	.29543	.22130
7060	.51124	.28890	.56509	.48536	.24602	.14582
7066	.72905	.41858	.57414	.44452	.21826	.13573
7074	.42747	.24958	.58386	.51795	.30507	.19955
7097	.60279	.35793	.59379	.50503	.28137	.15921
7116	.44975	.26128	.58094	.45724	.24088	.16142
7140	.69616	.45537	.65411	.55134	.32681	.21929
7173	.69484	.48964	.70468	.57491	.33452	.22413
7174	.66183	.44715	.67563	.53947	.30819	.21320
7213	.64771	.38005	.58677	.45846	.24293	.15435
7243	.53950	.31347	.58105	.49496	.26346	.17258
7262	.19078	.10951	.57400	.43768	.21000	.11324
7274	.66833	.36328	.54357	.44510	.25046	.16861
7300	.58885	.34342	.58320	.44781	.22846	.14830
7311	.63833	.35967	.56345	.51850	.27762	.15910
7363	.60000	.30211	.50351	.21687	.00838	.06075
7422	.59120	.36132	.61117	.51462	.28644	.18749
7431	.44167	.25867	.58566	.50374	.27909	.17483
7481	.35839	.21637	.60372	.56428	.35652	.23074
7497	.61326	.35805	.58386	.51478	.25776	.17275
7498	.62810	.36697	.58425	.50959	.26564	.19588
7499	.58092	.32815	.56489	.48349	.24727	.16679
7531	.61446	.34354	.55909	.40298	.17424	.08837
7534	.62241	.38714	.62201	.52607	.32238	.24118
7556	.61674	.36224	.58735	.50038	.26629	.17541
7594	.72191	.42456	.58810	.45674	.23869	.15682
7596	.71808	.42760	.59547	.40817	.15424	.08522
7608	.57530	.36168	.62868	.48192	.24613	.15629
7622	.22227	.17790	.80037	.72060	.47714	.32193
7700	.66846	.41115	.61507	.47594	.24481	.15360
7706	.51528	.30817	.59807	.50919	.27933	.17442

Appendix 4–2.3. L-moments of storm depth defined by 12-hour minimum interevent time for hourly rainfall stations in Texas—Continued.

Station no.	Depth mean (inches)	Depth L-scale (inches)	Depth L-CV (dimen-sionless)	Depth L-skew (dimen-sionless)	Depth L-kurtosis (dimen-sionless)	Depth Tau5 (dimen-sionless)
7718	0.62363	0.37990	0.60918	0.50647	0.27617	0.15690
7745	.73919	.44685	.60452	.46432	.24655	.17008
7922	.25295	.14749	.58308	.47230	.26279	.16360
7936	.73929	.43138	.58351	.46889	.24760	.17162
7943	.39430	.26215	.66484	.52733	.28011	.17310
7944	.40500	.27489	.67875	.53795	.28089	.15345
7945	.46749	.32725	.70001	.57110	.32855	.22116
7947	.69036	.43513	.63029	.57133	.35031	.25518
7948	.56975	.36369	.63832	.51699	.27926	.16905
7951	.67097	.37469	.55842	.41662	.20176	.12160
7953	.46752	.29252	.62569	.51620	.28361	.16461
7981	.54530	.33930	.62223	.47475	.21045	.09804
7990	.48285	.33224	.68808	.58336	.35628	.23804
7992	.70478	.39233	.55667	.38940	.07829	-.04344
7997	.47692	.29346	.61534	.49299	.25297	.13565
7999	.32737	.21971	.67113	.55778	.34309	.24567
8022	.43529	.26711	.61363	.46970	.18391	.06443
8023	.47157	.27763	.58874	.52191	.29585	.18908
8047	.59280	.34175	.57650	.45761	.22568	.13831
8060	.46492	.31292	.67305	.55543	.28779	.14083
8062	.68512	.50527	.73749	.61684	.35777	.20157
8068	.28000	.18357	.65561	.55825	.32289	.21352
8081	.57931	.36511	.63025	.55060	.32392	.21493
8089	.49725	.28806	.57930	.38787	.13470	.05739
8221	.73737	.33076	.44857	.32655	.24033	.14816
8252	.45668	.26402	.57813	.49875	.26929	.16201
8265	.70119	.44917	.64059	.53230	.31432	.21967
8289	.47547	.22080	.46438	.20473	.03851	.02900
8305	.30023	.16541	.55093	.52146	.31434	.18674
8335	.75674	.43293	.57211	.42973	.22039	.14638
8400	.38236	.22631	.59187	.51518	.32541	.23243
8445	.64720	.40780	.63010	.50930	.27871	.18153
8446	.58258	.34374	.59003	.49069	.24638	.13880
8451	.47876	.28661	.59865	.48632	.25751	.15968
8531	.61998	.35486	.57237	.44780	.23555	.15275
8541	.61931	.36195	.58443	.44061	.22410	.14133
8544	.66632	.40398	.60629	.51507	.27068	.16957
8545	.30150	.14513	.48137	.18102	.02057	.10041
8563	.66514	.37909	.56993	.48410	.23956	.16875
8566	.47794	.28321	.59257	.45594	.22346	.12987
8583	.51361	.29314	.57075	.51189	.22206	.12326
8584	.60137	.34518	.57398	.46131	.22504	.14164
8623	.61168	.33934	.55476	.45519	.21949	.13639
8625	.59015	.35337	.59878	.47824	.25855	.17632
8630	.47249	.26728	.56568	.46251	.22513	.12361
8631	.52617	.31059	.59028	.48636	.26775	.16861
8646	.59940	.35331	.58945	.45769	.23245	.14706
8647	.42753	.24558	.57442	.52599	.28579	.17707
8677	.55856	.30735	.55026	.43553	.23015	.14235
8696	.73654	.39352	.53429	.33496	.14206	.10838
8743	.72718	.42783	.58835	.46408	.24177	.15671
8761	.41706	.23354	.55997	.51529	.29004	.18452
8778	.67237	.38818	.57732	.47228	.23906	.15974
8845	.62282	.38368	.61603	.52576	.28691	.18012
8859	.72326	.41024	.56721	.42451	.21292	.14054
8898	.70381	.41479	.58935	.47114	.25962	.16793
8908	.61639	.39106	.63443	.52859	.31249	.23155
8910	0.70650	0.38166	0.54021	0.29665	0.03253	-0.04321
8911	.53093	.33805	.63671	.49564	.25746	.16095
8924	.31305	.16579	.52959	.42882	.21894	.11763
8929	.95091	.53580	.56346	.31309	.01221	-.01702
8942	.72748	.42560	.58503	.48291	.24070	.15344
8944	.62032	.38178	.61546	.47001	.24150	.15312
8996	.61313	.38117	.62167	.49774	.27170	.17886
9014	.71174	.34079	.47881	.28837	.08279	.01061
9037	.33576	.20162	.60050	.54318	.34737	.24545
9106	.30259	.19196	.63439	.58547	.38556	.28438
9107	.37057	.22343	.60293	.44933	.18851	.12487
9129	.37239	.25312	.67973	.59657	.34988	.21559
9163	.56010	.32661	.58312	.47972	.25668	.16205
9213	.55661	.34733	.62401	.46529	.22988	.14650
9214	.92900	.53861	.57977	.48620	.26373	.14435
9222	.55910	.35131	.62835	.47734	.22977	.13098
9248	.45297	.25756	.56860	.44349	.19634	.09899
9266	.56176	.31679	.56393	.41736	.16439	.05934
9270	.34029	.18393	.54051	.53295	.29670	.17036
9295	.21638	.13544	.62595	.53388	.32075	.21735
9304	--	--	--	--	--	--
9307	.58953	.32006	.54291	.43908	.24104	.15580
9328	.43921	.24796	.56456	.42114	.18629	.10713
9329	.48333	.26990	.55842	.24971	-.14014	-.12035
9345	--	--	--	--	--	--
9363	.44605	.30707	.68841	.56564	.32752	.21621
9364	.51661	.36071	.69822	.57597	.33941	.22995
9365	.32794	.20937	.63843	.64646	.45802	.32395
9371	.60136	.34870	.57986	.43093	.17020	.07561
9417	.60266	.36076	.59861	.45291	.21196	.12015
9419	.51197	.33254	.64953	.49057	.23927	.14476
9435	.47961	.27509	.57356	.48933	.31105	.25907
9491	.64514	.38378	.59489	.47535	.24107	.14633
9499	.50609	.29050	.57401	.49036	.23643	.13460
9522	1.1053	.65467	.59228	.33090	-.02320	-.10442
9527	.43156	.24134	.55921	.51677	.26947	.15991
9532	.59205	.34592	.58427	.47496	.25004	.16280
9544	1.2500	1.1260	.90080	.96803	.95560	.90586
9565	.53229	.31120	.58464	.50053	.27578	.17350
9570	.48227	.26989	.55962	.52858	.27245	.17182
9574	.52727	.29654	.56240	.47124	.17610	.10626
9588	.50430	.31869	.63195	.55598	.32065	.18919
9665	.67306	.39277	.58356	.46734	.24250	.15947
9715	.61448	.35738	.58159	.45758	.22814	.14599
9729	.50245	.31989	.63667	.48142	.24067	.15324
9772	.62617	.40819	.65188	.54281	.31857	.21594
9814	.61371	.33995	.55392	.36670	.13471	.06075
9815	.64448	.38754	.60132	.50556	.28781	.19201
9816	.60757	.39459	.64947	.53566	.31004	.20258
9817	.56603	.31881	.56324	.47962	.24190	.16055
9829	.36309	.21560	.59379	.54755	.32740	.19436
9830	.28564	.17306	.60586	.49262	.24280	.12822
9858	.46521	.26192	.56302	.45329	.24480	.15337
9893	.56249	.32820	.58347	.47486	.25342	.16364
9916	.73930	.41484	.56114	.42949	.19162	.11593
9976	.51503	.31647	.61447	.53111	.29758	.18359

Appendix 4–2.4. L-moments of storm depth defined by 18-hour minimum interevent time for hourly rainfall stations in Texas.

[--, not available]

Station no.	Depth mean (inches)	Depth L-scale (inches)	Depth L-CV (dimen-sionless)	Depth L-skew (dimen-sionless)	Depth L-kurtosis (dimen-sionless)	Depth Tau5 (dimen-sionless)	Station no.	Depth mean (inches)	Depth L-scale (inches)	Depth L-CV (dimen-sionless)	Depth L-skew (dimen-sionless)	Depth L-kurtosis (dimen-sionless)	Depth Tau5 (dimen-sionless)
0015	0.16143	0.12905	0.79941	0.81255	0.70849	0.64207	1154	0.53222	0.35862	0.67383	0.51561	0.24317	0.12791
0016	.49936	.31738	.63557	.47934	.24143	.15617	1165	.51648	.30858	.59747	.45658	.22346	.13068
0050	.62342	.34726	.55703	.39911	.18528	.12026	1185	.43321	.23800	.54938	.41835	.19512	.11103
0054	.39708	.22591	.56893	.40498	.16900	.07820	1186	.62800	.40228	.64057	.55680	.33169	.18472
0120	1.1712	.62735	.53566	.34257	.20049	.16923	1188	.49625	.25911	.52213	.42798	.34528	.20606
0145	.49535	.35564	.71794	.63550	.43586	.32683	1245	.93000	.52567	.56524	.33259	.16038	.23188
0146	.44683	.23282	.52104	.29664	.06295	.00301	1246	.67865	.39796	.58640	.50398	.25681	.18920
0174	.41454	.23256	.56101	.52726	.29794	.19270	1267	.48246	.30943	.64136	.55571	.36447	.28109
0178	.35944	.23768	.66124	.55740	.25251	.11467	1304	.63367	.38408	.60612	.48399	.27182	.19202
0179	.34630	.20811	.60094	.50107	.25817	.13425	1325	.74436	.46077	.61902	.49055	.25750	.16700
0202	.58502	.32473	.55507	.47346	.20547	.11154	1429	.65929	.39958	.60609	.49634	.27809	.18053
0206	.69372	.38309	.55223	.44269	.22333	.15228	1431	.71409	.42689	.59782	.46889	.24094	.15084
0208	--	--	--	--	--	--	1432	.71277	.42624	.59801	.45532	.23357	.14868
0211	.39023	.25513	.65380	.51754	.27905	.17900	1433	.71651	.42528	.59354	.47624	.26566	.17032
0244	.63913	.34551	.54060	.30300	.07881	.06053	1434	.70769	.41714	.58943	.45800	.23261	.14861
0248	.43249	.24845	.57446	.50997	.28504	.17431	1435	.72952	.42875	.58772	.45306	.24007	.15432
0262	.74043	.43098	.58207	.45163	.23851	.15966	1436	.73500	.43355	.58986	.46484	.25123	.16561
0271	1.1924	.61765	.51801	.30081	.09007	.00242	1437	.57364	.42662	.74372	.60673	.29495	.11752
0380	.75312	.47790	.63456	.53657	.32801	.23013	1438	.70319	.41731	.59345	.45140	.22033	.13192
0394	.63250	.39357	.62225	.50000	.39383	.27768	1462	--	--	--	--	--	--
0408	1.2279	.63266	.51523	.27913	.12767	.10118	1492	.62145	.36454	.58660	.49827	.25688	.16227
0427	.64286	.40230	.62579	.54873	.24693	.14407	1500	.73708	.45288	.61442	.39752	.02905	-.10253
0428	.55559	.37243	.67034	.52227	.27396	.17391	1528	.59291	.36342	.61294	.53343	.28990	.18137
0429	.69623	.46083	.66190	.50210	.25416	.16404	1541	.80526	.45896	.56995	.43007	.17063	.12796
0463	.56755	.32979	.58107	.52982	.35041	.26161	1569	.68089	.43946	.64542	.52960	.33129	.25847
0493	.84125	.32883	.39089	.27619	.21498	.08484	1632	.47857	.26095	.54527	.12044	-.25730	.08212
0495	.38643	.21761	.56311	.43932	.23317	.15284	1641	.50087	.27406	.54716	.40290	.18351	.11545
0496	.24148	.13943	.57739	.46253	.25364	.13889	1646	.46882	.26616	.56771	.50734	.26039	.15458
0498	.19364	.05255	.27136	-.23183	.07151	.19031	1663	1.1189	.72508	.64801	.53862	.27687	.16247
0509	.68827	.41538	.60352	.51065	.28776	.19295	1671	.68766	.41438	.60260	.49487	.25770	.16277
0518	.69587	.40848	.58701	.47306	.24717	.16300	1680	.66117	.38810	.58700	.46580	.25485	.16923
0521	.53219	.29533	.55494	.45089	.24809	.10765	1694	.57007	.32050	.56221	.45869	.16443	.09363
0556	.59080	.34901	.59074	.48845	.25181	.13535	1696	.53126	.30953	.58264	.45484	.23969	.15710
0569	.78772	.49724	.63123	.53705	.30546	.20055	1697	.49313	.29845	.60522	.49793	.25298	.12564
0572	.70053	.43274	.61774	.50435	.29050	.20438	1698	.53046	.30816	.58092	.49837	.27244	.17389
0576	.55420	.38094	.68737	.58148	.35588	.26262	1720	.56935	.35026	.61520	.55625	.24115	.10181
0580	.67978	.43384	.63821	.54168	.31896	.20976	1761	.38876	.23029	.59237	.43679	.24617	.18357
0587	.74022	.46209	.62427	.48978	.26742	.19047	1773	.80949	.46100	.56949	.44832	.22569	.14914
0605	.74827	.38927	.52022	.44841	.28466	.19719	1810	.47545	.27056	.56906	.51946	.34838	.25288
0639	.63772	.39202	.61472	.54135	.30191	.19726	1823	.84381	.46776	.55435	.29254	.02894	.02340
0655	--	--	--	--	--	--	1870	.68658	.39168	.57048	.40968	.17254	.08256
0665	.67881	.41077	.60513	.46566	.23996	.15525	1875	1.0163	.45567	.44838	.30912	.09726	.09982
0689	.65718	.40866	.62183	.52629	.30748	.20543	1876	.69977	.39900	.57019	.39605	.15980	.07984
0690	.55236	.31997	.57928	.53621	.28152	.18722	1889	.62057	.40399	.65100	.48136	.23478	.15602
0691	.64053	.38129	.59527	.45028	.22197	.13513	1903	.50093	.27035	.53969	.48180	.23466	.17114
0708	.58640	.33783	.57611	.54409	.31574	.21540	1914	.82316	.47550	.57765	.52116	.38258	.41853
0738	.69295	.39981	.57696	.45132	.24178	.15967	1920	.72988	.41782	.57246	.45595	.26218	.19917
0776	.49703	.29805	.59967	.50487	.27544	.17011	1921	.78493	.45138	.57506	.44934	.22848	.15121
0779	.49342	.28164	.57080	.53812	.26791	.16155	1937	.77557	.43667	.56304	.42798	.23322	.16521
0784	.48306	.29040	.60117	.53194	.29955	.17857	1956	.73982	.44245	.59805	.47558	.25639	.17191
0786	.39601	.25568	.64565	.50410	.25891	.15394	1970	1.1905	.81981	.68865	.58362	.41123	.38339
0917	.81757	.48525	.59353	.46030	.24256	.15874	2014	.51714	.37052	.71647	.57658	.31074	.18211
0923	1.2748	.56091	.44000	.23086	.11591	.04347	2015	.55533	.39555	.71228	.58916	.34793	.23078
0926	.65842	.38518	.58500	.45876	.22917	.13804	2019	1.0965	.51818	.47258	.20221	.08876	.12277
0950	.29558	.17735	.60001	.56411	.40186	.31947	2024	.70672	.39896	.56453	.44362	.23619	.15787
0996	1.1935	.65776	.55112	.41610	.30657	.26199	2042	.18700	.08389	.44860	.21656	.29943	.42450
1013	.60714	.39518	.65089	.64615	.40898	.29778	2043	.26475	.15505	.58565	.46055	.22478	.11840
1017	.57019	.33698	.59100	.48149	.25569	.16656	2048	.57914	.36118	.62364	.54879	.29702	.17637
1042	1.3517	.66618	.49286	.45758	.26042	.14558	2050	.44283	.32861	.74206	.64036	.40045	.26390
1048	.61042	.28176	.46158	.28453	.10153	.02622	2051	.50098	.29049	.57984	.42427	.19154	.14573
1053	.59055	.35837	.60684	.48721	.25876	.16372	2053	.22500	.14878	.66123	.63742	.45402	.31927
1057	.51685	.29404	.56891	.44912	.23946	.15283	2073	.67054	.41243	.61507	.50345	.29195	.20649
1063	1.1584	.63731	.55015	.47413	.39601	.29291	2082	.42965	.25196	.58643	.50309	.27950	.17500
1068	.69635	.39502	.56727	.44204	.22083	.14153	2086	.70036	.40418	.57710	.45584	.23053	.14788
1080	.38936	.20602	.52913	.43611	.25429	.17305	2088	.78511	.43580	.55508	.36922	.09182	.10648
1081	.69922	.40072	.57309	.43322	.21592	.13020	2090	.69199	.38902	.56217	.46877	.22964	.16126
1133	.26429	.18011	.68150	.47407	.13390	.04776	2096	.68565	.39037	.56934	.45253	.23644	.15877
1136	.48500	.35188	.72554	.61060	.37003	.24420	2128	.72785	.42140	.57897	.42878	.20421	.13707
1138	.90882	.44993	.49506	.30204	.19326	.24205	2131	.63444	.36009	.56757	.47089	.24547	.16564
1139	.74403	.44622	.59974	.44022	.19431	.08794	2142	1.1731	.52412	.44678	.22980	-.00295	.01088

Appendix 4–2.4. L-moments of storm depth defined by 18-hour minimum interevent time for hourly rainfall stations in Texas—Continued.

Station no.	Depth mean (inches)	Depth L-scale (inches)	Depth L-CV (dimensionless)	Depth L-skew (dimensionless)	Depth L-kurtosis (dimensionless)	Depth Tau5 (dimensionless)
2160	0.45000	0.33403	0.74228	0.71862	0.61626	0.57945
2206	.78211	.47190	.60336	.47707	.25683	.17075
2238	.38128	.25625	.67209	.53505	.27025	.14546
2240	.38012	.23150	.60900	.44642	.21203	.12661
2242	.61679	.37931	.61497	.44294	.21028	.13638
2244	.67507	.41315	.61202	.46866	.24250	.15029
2247	.62854	.40377	.64240	.47446	.22532	.14616
2309	.84109	.44106	.52439	.40951	.24009	.16688
2312	.74674	.39975	.53532	.40971	.19314	.13703
2334	1.0398	.56753	.54580	.41381	.21173	.08727
2336	.68668	.36071	.52529	.35760	.15383	.10097
2354	.37520	.20797	.55428	.38997	.09673	.02118
2355	.66283	.46298	.69849	.58296	.34559	.23706
2357	.43511	.31545	.72499	.60050	.34917	.22557
2360	.45542	.31834	.69899	.57211	.32578	.21090
2361	.53547	.36255	.67706	.63701	.45893	.37479
2394	.70467	.41786	.59298	.46105	.24162	.15455
2404	.67257	.40006	.59482	.46938	.25131	.17004
2415	.83535	.47673	.57069	.43892	.22972	.14992
2462	.77732	.44052	.56671	.43238	.21361	.13743
2528	.61170	.36264	.59284	.43863	.15297	.02319
2617	.52348	.31498	.60170	.49581	.28887	.20041
2619	.52826	.28710	.54348	.43062	.23946	.16865
2621	.55557	.32101	.57780	.47244	.25299	.15771
2675	.69408	.41730	.60123	.51555	.29343	.19967
2676	.67566	.39808	.58917	.49756	.22343	.13291
2679	.57667	.37298	.64679	.56676	.32160	.18887
2715	.65123	.36842	.56573	.44133	.23229	.15170
2744	.57498	.32846	.57126	.46214	.24252	.15781
2758	.47921	.33658	.70237	.60195	.34458	.19364
2794	.43091	.29836	.69241	.50599	.16870	-.00965
2797	.22862	.14582	.63783	.51977	.28974	.18998
2811	.54934	.32608	.59359	.49280	.25243	.14238
2813	.67636	.35740	.52842	.42645	.23315	.04773
2814	.22812	.16854	.73881	.63221	.30029	.00876
2815	.54696	.30647	.56031	.52706	.30743	.22793
2818	.63936	.38009	.59449	.47190	.26974	.19451
2986	.89262	.48355	.54171	.36050	.14796	.10114
3005	.64014	.35986	.56216	.43699	.21362	.13788
3033	.28029	.15726	.56106	.49773	.30060	.19845
3034	--	--	--	--	--	--
3047	.78696	.46569	.59176	.40781	.19185	.15451
3103	.88679	.57583	.64935	.61785	.35803	.18334
3133	.74666	.42515	.56940	.44254	.23620	.15787
3156	.86163	.52691	.61153	.52566	.31055	.21762
3171	.70465	.40578	.57586	.45082	.23508	.15061
3189	.35859	.21350	.59540	.53160	.31713	.19776
3260	.58477	.34530	.59049	.43507	.20952	.12309
3267	.46720	.31534	.67496	.58663	.36630	.25808
3270	.54319	.30812	.56724	.50127	.25379	.17468
3272	.13895	.06930	.49874	.30037	.10983	.08910
3277	.17143	.11077	.64615	.54464	.34479	.33883
3278	.47122	.27029	.57359	.47433	.24339	.13676
3280	.34400	.21494	.62484	.51284	.27829	.16666
3281	.36930	.18315	.49592	.31909	.12656	.06467
3283	.60677	.38624	.63656	.48583	.25432	.16031
3284	.66272	.38494	.58085	.46257	.23502	.14238
3285	.68486	.39031	.56992	.46384	.21720	.13720
3329	.63140	.39842	.63101	.52534	.30728	.21171
3335	.92727	.56280	.60694	.50673	.30054	.20514
3370	.75746	.43283	.57143	.43486	.22809	.14934
3410	.54435	.29994	.55100	.46699	.24002	.16045
3415	.67954	.39469	.58082	.46690	.24287	.15868
3430	.65246	.44072	.67548	.54475	.31666	.21991
3431	.67791	.48426	.71433	.60175	.38060	.28389
3441	.62892	.38764	.61636	.47986	.22709	.10206
3442	.43430	.25521	.58764	.49030	.26330	.15346
3446	.48950	.26770	.54689	.43062	.21978	.14144
3460	.82306	.47780	.58052	.41448	.24731	.27373
3462	.53836	.28626	.53172	.40883	.20521	.14376
3463	.70932	.44053	.62107	.48674	.28150	.20110
3476	.64406	.38368	.59573	.46722	.25131	.16317
3485	.96591	.62842	.65060	.50541	.18597	.09606
3507	.69946	.41581	.59447	.49665	.23231	.13915
3546	.79762	.46582	.58401	.46036	.24634	.16488
3547	.67693	.38206	.56440	.39620	.16046	.08682
3579	.68310	.40151	.58778	.44269	.15630	.04555
3642	.73845	.43271	.58598	.47724	.26150	.17541
3646	.66771	.38609	.57824	.46124	.25302	.17111
3668	1.4000	.57549	.41106	.35379	.17968	.01222
3673	.98909	.51169	.51733	.18109	-.05047	.01439
3686	.68709	.39509	.57501	.46857	.21903	.14286
3691	.66916	.38669	.57788	.47038	.24314	.15613
3734	1.4943	.90830	.60782	.37302	.08651	.01332
3771	.67425	.39771	.58986	.49873	.22948	.14800
3789	.22719	.12464	.54864	.45432	.26205	.17180
3826	.60951	.32871	.53931	.40733	.21289	.13222
3831	.75342	.43918	.58291	.45707	.24406	.15719
3841	.71851	.41517	.57782	.45463	.23935	.14953
3871	.60316	.34783	.57669	.45466	.24441	.16255
3884	.92300	.59568	.64538	.49019	.21285	.09746
3941	.93000	.52354	.56295	.33359	.10509	.10336
3963	.08333	.04933	.59200	.67568	.45946	.20270
4040	.58567	.32732	.55887	.43053	.23065	.15448
4058	1.0290	.66947	.65061	.55144	.36672	.32576
4098	.42734	.23436	.54842	.49701	.25507	.15154
4100	.56228	.33635	.59819	.48480	.26867	.18739
4137	.65554	.36465	.55626	.45884	.21301	.14954
4191	.63462	.39054	.61540	.52430	.28703	.17814
4256	--	--	--	--	--	--
4257	.81988	.46685	.56942	.45167	.23273	.15859
4258	.71667	.40355	.56309	.46890	.24383	.18773
4278	.68125	.40173	.58970	.44649	.21777	.13434
4299	.35839	.16674	.46525	.32118	.13418	.05702
4300	.65304	.43804	.67077	.53337	.29874	.20031
4305	.61660	.41609	.67480	.53035	.28782	.19048
4307	.70406	.47685	.67729	.54754	.32780	.23877
4309	.75338	.46392	.61579	.48459	.26090	.17512
4311	.79725	.48002	.60210	.46620	.24397	.15784
4313	.85597	.52550	.61393	.51355	.30063	.18937
4319	.62094	.33363	.53730	.38501	.16515	.11567
4329	.77842	.46540	.59787	.48089	.27026	.17703
4331	--	--	--	--	--	--
4375	.67108	.40568	.60452	.54854	.30711	.21638
4392	.88741	.53326	.60092	.46677	.25484	.17477
4425	.45429	.26017	.57268	.50597	.26142	.15499
4440	.59577	.35828	.60138	.47382	.25039	.16404
4476	.64503	.35722	.55380	.44913	.22706	.15027
4498	.23909	.11836	.49506	.23605	.04506	.00512
4517	.66119	.38216	.57799	.44131	.22887	.14611
4520	.63729	.35985	.56466	.47610	.22449	.15296
4525	1.0367	.75510	.72839	.57986	.24763	.03538
4563	.54115	.33848	.62547	.48798	.26894	.22470
4570	.56564	.33244	.58772	.49540	.26837	.16886
4577	.77445	.43387	.56023	.44124	.23625	.15862
4591	.71650	.41887	.58460	.45481	.24188	.15796
4670	.54813	.32179	.58707	.48204	.25485	.16058
4671	.45955	.27756	.60398	.45062	.22523	.15382
4679	.68150	.40607	.59584	.50276	.26770	.18040
4696	.40000	.20667	.51667	.32859	.08431	.01931
4703	.49532	.29708	.59977	.49889	.26114	.14038
4704	.92520	.57402	.62043	.50577	.28216	.17682
4731	.49514	.34456	.69588	.59474	.39171	.29277
4792	.65920	.36839	.55884	.46210	.21147	.13801
4819	.77376	.42723	.55215	.43824	.20009	.12495
4852	.88562	.43246	.48831	.43799	.36173	.27439
4866	.71477	.40453	.56596	.44240	.22828	.15192
4876	.87705	.52707	.60096	.49683	.24699	.15686
4878	.86062	.51609	.59968	.47696	.25841	.16412
4880	.48219	.27580	.57198	.47903	.25967	.16405

Appendix 4–2.4. L-moments of storm depth defined by 18-hour minimum interevent time for hourly rainfall stations in Texas—Continued.

Station no.	Depth mean (inches)	Depth L-scale (inches)	Depth L-CV (dimen-sionless)	Depth L-skew (dimen-sionless)	Depth L-kurtosis (dimen-sionless)	Depth Tau5 (dimen-sionless)
4920	0.61901	0.37646	0.60816	0.51356	0.27495	.17153
4934	.36714	.24857	.67704	.72874	.63218	.57854
4972	.62760	.36140	.57584	.47209	.25529	.17158
4973	.87728	.45613	.51993	.39080	.22433	.16178
4974	.50803	.29915	.58884	.49044	.27702	.18489
4975	.79284	.44264	.55830	.44867	.22094	.15574
4978	.63316	.39251	.61992	.48915	.26285	.16336
4979	1.0694	.57657	.53913	.41508	.24564	.13222
4982	.57403	.32903	.57318	.44911	.23688	.15293
5018	.64486	.35513	.55071	.40141	.18643	.12275
5048	.49602	.29880	.60240	.53931	.29750	.18714
5049	.46154	.26190	.56746	.59235	.38789	.31075
5056	.43200	.18600	.43056	.26882	.67742	.11828
5057	.38718	.27383	.70724	.59968	.35899	.22649
5060	.59404	.41986	.70679	.59393	.36070	.24798
5081	.75150	.42556	.56629	.41242	.20787	.14472
5094	.71483	.41334	.57824	.46440	.24131	.15322
5113	.64457	.40307	.62534	.54122	.30967	.20013
5114	--	--	--	--	--	--
5123	.65133	.40114	.61588	.56622	.34537	.13957
5192	.72633	.42521	.58542	.46507	.24244	.14718
5193	.68532	.41128	.60012	.47840	.24316	.15238
5224	.82237	.48997	.59581	.45172	.24408	.16603
5228	.66204	.40013	.60439	.44264	.20057	.12101
5235	.60926	.36516	.59935	.42014	.20256	.15941
5247	.49366	.27794	.56302	.47671	.24720	.15035
5258	.71238	.41360	.58060	.45752	.24315	.14820
5303	.63643	.40443	.63548	.53561	.31651	.22802
5312	.60207	.35230	.58515	.50469	.26071	.17417
5341	1.1777	.73305	.62243	.54997	.30889	.14983
5342	--	--	--	--	--	--
5348	.81184	.45400	.55922	.42539	.18941	.11639
5358	.55933	.32781	.58608	.46835	.24386	.14838
5398	.74601	.43661	.58526	.45732	.23900	.15587
5410	.49009	.28424	.57997	.50294	.29132	.19680
5411	.40351	.26636	.66011	.52597	.28809	.18678
5424	.74236	.48182	.64904	.48032	.23841	.15818
5429	.62351	.39462	.63291	.50596	.26877	.16904
5431	1.0329	.52538	.50867	.38590	.18418	.09813
5461	.80768	.46947	.58125	.44862	.23919	.15794
5463	.76701	.44202	.57629	.47605	.23593	.16363
5471	.20350	.13603	.66843	.65873	.46059	.31783
5477	.74565	.51308	.68810	.73104	.63699	.58232
5528	.76857	.42711	.55572	.42028	.21258	.13490
5579	--	--	--	--	--	--
5580	.65083	.32051	.49246	.29207	.10480	.02007
5589	.31782	.17908	.56347	.39757	.17707	.10539
5590	.36783	.21465	.58354	.47915	.25699	.15848
5591	.38132	.20100	.52712	.41781	.22367	.14440
5592	.33606	.19196	.57122	.47387	.26205	.16866
5594	.33309	.19101	.57347	.47845	.25867	.15746
5595	--	--	--	--	--	--
5596	.41354	.22057	.53338	.52455	.26768	.17679
5600	.40224	.23765	.59080	.50341	.29505	.19258
5618	.71929	.40201	.55890	.40210	.14848	.05476
5650	.57053	.25713	.45070	.35194	.29942	.11496
5656	.52043	.29834	.57326	.52683	.27021	.17979
5658	.50242	.30646	.60997	.51640	.30477	.20442
5661	.66276	.44000	.66389	.65635	.43175	.32816
5666	.52750	.30792	.58374	.45234	.21988	.12890
5695	.73630	.41616	.56520	.44069	.23980	.16363
5742	.32875	.22033	.67022	.68289	.55196	.52503
5766	1.0574	.57229	.54123	.38271	.13802	.04368
5770	.52385	.30377	.57988	.48624	.25979	.15989
5775	.36417	.20523	.56355	.30690	-.11308	-.08810
5779	.76105	.42322	.55609	.44407	.19698	.03313
5840	.66675	.39327	.58983	.45308	.22831	.14135
5890	.37310	.24537	.65766	.53099	.29610	.18987
5891	.41270	.21912	.53094	.39030	.16851	.10120
5897	.72010	.41756	.57986	.47993	.23189	.16083
5957	0.65992	0.38244	0.57953	0.47745	0.25027	0.16997
5958	.62960	.35753	.56787	.39598	.16570	.07877
5973	.50844	.34589	.68029	.55140	.28194	.15061
5996	.63813	.37140	.58201	.46674	.23468	.14927
6017	.46250	.29108	.62936	.48690	.24036	.13188
6024	.98966	.61403	.62044	.48539	.26714	.19472
6050	.70211	.32620	.46460	.30137	.01414	-.07950
6104	.39300	.22526	.57317	.50773	.30081	.19724
6108	.83479	.46949	.56241	.43411	.22017	.14567
6136	.42902	.23693	.55226	.49109	.25965	.16105
6166	.41000	.24689	.60216	.49059	.24107	.13171
6176	.79668	.47776	.59969	.47646	.26638	.16988
6177	.81076	.47062	.58046	.46561	.24520	.16020
6210	.73493	.42767	.58192	.46306	.23471	.15465
6211	.69357	.42624	.61456	.46810	.23399	.14556
6270	.83371	.47109	.56505	.45851	.23408	.16455
6275	--	--	--	--	--	--
6276	1.0757	.52052	.48389	.18528	.01742	.07976
6335	.71831	.40945	.57001	.43096	.21804	.14211
6434	.66294	.34434	.51941	.33649	.12141	.12260
6504	.47891	.27849	.58150	.50663	.27158	.16574
6558	.63828	.38589	.60458	.41319	.12958	.09096
6615	.57567	.34289	.59564	.55662	.32194	.23456
6660	.73196	.43753	.59775	.47701	.26184	.16425
6663	.55874	.34009	.60868	.48883	.26599	.15270
6734	.49637	.29437	.59305	.46933	.25525	.16522
6736	.51944	.30631	.58970	.51609	.27772	.17140
6740	1.5023	.78744	.52415	.23161	-.09360	-.22178
6750	.76705	.53511	.69762	.57230	.34225	.23197
6757	.72407	.43389	.59923	.46257	.24222	.15923
6775	.46805	.27613	.58996	.45477	.24035	.15926
6776	.48392	.27097	.55994	.47836	.25392	.15751
6788	.77802	.42242	.54293	.39965	.22370	.14854
6792	.37995	.21169	.55716	.48949	.26220	.14771
6794	1.6258	.74778	.45995	.18235	.08183	.11124
6834	.82701	.46653	.56411	.45550	.22863	.16089
6893	.36228	.20436	.56410	.54910	.33452	.21923
6935	.48008	.27193	.56642	.52087	.29883	.20303
6981	.68756	.40210	.58482	.48412	.28389	.19270
7020	.74739	.44205	.59146	.46755	.27647	.21154
7060	.55910	.31734	.56759	.47425	.23255	.13496
7066	.80472	.45942	.57090	.43858	.22088	.14267
7074	.46267	.27302	.59010	.51805	.30519	.20288
7097	.65598	.37937	.57833	.48014	.25849	.14185
7116	.48830	.28295	.57946	.46174	.25196	.17397
7140	.76508	.50271	.65706	.55295	.32872	.22116
7173	.79990	.55218	.69032	.55268	.31352	.20992
7174	.75300	.50422	.66961	.53059	.30105	.20868
7213	.71803	.41676	.58042	.44740	.23228	.14277
7243	.59964	.34782	.58004	.48576	.25676	.17113
7262	.21865	.12727	.58204	.44325	.22794	.14702
7274	.71123	.38731	.54456	.44609	.24908	.16309
7300	.63013	.36594	.58074	.44562	.23120	.15124
7311	.73654	.42863	.58195	.52154	.26491	.15414
7363	.81000	.38805	.47908	.21434	.05225	.07345
7422	.65995	.40447	.61288	.50754	.28065	.18555
7431	.47139	.27449	.58231	.49780	.27337	.17173
7481	.38409	.23316	.60704	.56268	.35525	.23454
7497	.68486	.39728	.58009	.49502	.24833	.17318
7498	.69397	.40601	.58505	.49487	.25015	.18203
7499	.63974	.36349	.56818	.47999	.24529	.16580
7531	.68328	.38739	.56696	.41141	.17847	.09471
7534	.67745	.41872	.61808	.51717	.31473	.23396
7556	.67323	.39512	.58690	.49702	.26915	.18151
7594	.78907	.46040	.58348	.45461	.24382	.16384
7596	.76382	.44808	.58663	.38508	.13391	.08046
7608	.62927	.39579	.62897	.48157	.24935	.16277
7622	.23286	.18471	.79325	.70806	.46303	.31352
7700	.73457	.44522	.60609	.46516	.24028	.15273
7706	.56902	.33834	.59460	.49913	.27489	.17743

Appendix 4–2.4. L-moments of storm depth defined by 18-hour minimum interevent time for hourly rainfall stations in Texas—Continued.

Station no.	Depth mean (inches)	Depth L-scale (inches)	Depth L-CV (dimensionless)	Depth L-skew (dimensionless)	Depth L-kurtosis (dimensionless)	Depth Tau5 (dimensionless)
7718	0.77573	0.46945	0.60518	0.50376	0.28494	0.18276
7745	.82017	.49608	.60485	.48104	.27541	.19435
7922	.26630	.15459	.58050	.46894	.26293	.16173
7936	.81875	.47233	.57689	.45634	.24222	.17198
7943	.43647	.28695	.65743	.51436	.26741	.16327
7944	.45940	.30176	.65686	.49201	.23370	.12928
7945	.53387	.37077	.69450	.56183	.31995	.21424
7947	.79217	.50929	.64291	.57165	.34512	.24771
7948	.62070	.39175	.63114	.50525	.26679	.15905
7951	.72759	.40287	.55370	.40966	.19613	.11762
7953	.51427	.31500	.61252	.49751	.26678	.15275
7981	.60845	.37493	.61621	.45341	.18327	.07566
7990	.58093	.40700	.70061	.60280	.36774	.21859
7992	.81050	.42582	.52537	.31706	.03105	-.07188
7997	.55563	.33975	.61146	.50289	.28314	.16188
7999	.36588	.23294	.63666	.53144	.34091	.24009
8022	.49300	.30321	.61504	.47131	.17096	.04555
8023	.51385	.30144	.58662	.50901	.28311	.18289
8047	.65070	.37518	.57658	.44999	.22018	.13863
8060	.50432	.33707	.66836	.54892	.27827	.13387
8062	.70225	.51866	.73857	.61124	.34326	.18541
8068	.29647	.19576	.66029	.55922	.31093	.18190
8081	.64109	.40384	.62993	.54296	.31692	.21438
8089	.52342	.29703	.56749	.36118	.11296	.05501
8221	.73737	.33076	.44857	.32655	.24033	.14816
8252	.49373	.28491	.57705	.48661	.25704	.15723
8265	.78889	.49643	.62927	.51484	.29926	.21007
8289	.50400	.22962	.45560	.17924	.01368	.01921
8305	.33082	.18563	.56111	.52719	.32209	.20424
8335	.83116	.47000	.56548	.42239	.22076	.15122
8400	.40092	.23429	.58437	.51020	.32294	.22671
8445	.71404	.44178	.61870	.49296	.26559	.17342
8446	.65024	.37925	.58324	.46819	.23036	.13319
8451	.52766	.32087	.60810	.50246	.27657	.17705
8531	.67723	.38431	.56747	.43685	.22879	.15056
8541	.67202	.38462	.57234	.41986	.20944	.13006
8544	.74764	.46064	.61612	.52642	.29214	.20237
8545	.37688	.18454	.48966	.23427	.08570	.15104
8563	.73731	.42019	.56989	.47858	.24713	.17834
8566	.51280	.30342	.59170	.44997	.21745	.12864
8583	.57246	.32930	.57524	.50310	.22774	.14046
8584	.65271	.37487	.57433	.45934	.22595	.14409
8623	.67983	.37491	.55147	.44403	.21365	.13513
8625	.64263	.37982	.59104	.46440	.25027	.17474
8630	.50684	.28634	.56495	.44825	.21258	.12029
8631	.57207	.33487	.58537	.47471	.25317	.15234
8646	.64572	.38001	.58851	.45401	.23003	.14678
8647	.46557	.26838	.57645	.51397	.27696	.17736
8677	.64331	.35303	.54878	.43064	.20961	.11931
8696	.83261	.47202	.56691	.36519	.14446	.09684
8743	.80100	.46732	.58342	.45501	.23804	.15632
8761	.45452	.25684	.56508	.50873	.27696	.16912
8778	.74848	.42878	.57287	.46075	.23549	.15779
8845	.69604	.42815	.61512	.51881	.28355	.18003
8859	.80328	.44917	.55916	.41406	.21216	.14493
8898	.76388	.44408	.58135	.46194	.25203	.15934
8908	.71581	.42953	.60006	.47792	.28751	.23412
8910	0.70650	0.38166	0.54021	0.29665	0.03253	-0.04321
9107	.41839	.24834	.59357	.45102	.18256	.12444
9129	.41845	.28372	.67803	.59593	.35031	.20736
9163	.61168	.35554	.58126	.47348	.25237	.15988
9213	.61118	.38457	.62923	.47015	.23452	.15065
9214	.99536	.61597	.61884	.55350	.35015	.22789
8911	.58177	.36296	.62388	.47991	.24773	.15859
8924	.32878	.17302	.52626	.42163	.20753	.10316
8929	1.1622	.58320	.50180	.16099	-.03597	.08066
8942	.81123	.46831	.57729	.46524	.23610	.15458
8944	.68064	.41452	.60901	.46271	.24316	.16065
8996	.67574	.41806	.61868	.49012	.26668	.17974
9014	.81850	.40418	.49381	.37557	.21132	.13798
9037	.35739	.21513	.60196	.53987	.34378	.24293
9106	.33602	.22196	.66055	.62114	.43201	.33414
9222	.62775	.39025	.62166	.48239	.24588	.14777
9248	.49983	.28623	.57266	.44237	.20172	.10947
9266	.60246	.33669	.55885	.40366	.15275	.06020
9270	.37834	.20776	.54913	.52735	.30036	.18851
9295	.23423	.14770	.63058	.54716	.34384	.23353
9304	--	--	--	--	--	--
9307	.61876	.33168	.53604	.42617	.22693	.14951
9328	.49481	.28363	.57321	.44729	.23066	.14963
9329	.60417	.37068	.61354	.36611	.04122	.10975
9345	--	--	--	--	--	--
9363	.51495	.35061	.68087	.55125	.31093	.19953
9364	.57724	.40068	.69414	.56964	.33382	.22652
9365	.35968	.23467	.65244	.67607	.49292	.34953
9371	.66970	.38792	.57925	.40881	.13551	.04705
9417	.65909	.39150	.59399	.44303	.20534	.11990
9419	.57861	.36831	.63653	.47244	.22632	.13806
9435	.50589	.28280	.55901	.48065	.31627	.26791
9491	.71430	.42196	.59073	.46397	.23411	.14676
9499	.55390	.31980	.57735	.47886	.22409	.12725
9522	1.5073	.95164	.63136	.46567	.14740	.05397
9527	.47569	.26701	.56132	.50479	.26318	.16278
9532	.64604	.37745	.58425	.47150	.25239	.16956
9544	--	--	--	--	--	--
9565	.58556	.34270	.58526	.49020	.26612	.16726
9570	.52874	.29659	.56094	.50762	.24604	.14592
9574	.52727	.29654	.56240	.47124	.17610	.10626
9588	.56126	.35573	.63381	.55059	.31233	.18694
9665	.74923	.43378	.57897	.45844	.23845	.16002
9715	.67145	.38665	.57584	.44726	.22367	.14306
9729	.55312	.34931	.63153	.47234	.23366	.15085
9772	.68777	.45422	.66042	.55852	.33886	.23313
9814	.67125	.40808	.60795	.45551	.21103	.11327
9815	.72741	.43832	.60258	.49489	.27143	.17718
9816	.63324	.41274	.65179	.53088	.28850	.17300
9817	.62725	.35467	.56544	.47427	.24544	.17015
9829	.39403	.23443	.59495	.53791	.31620	.19156
9830	.30521	.18397	.60279	.48490	.22995	.11117
9858	.49591	.27981	.56424	.45285	.24221	.14947
9893	.61362	.35707	.58191	.46693	.25138	.16888
9916	.81232	.45376	.55859	.42479	.19670	.12334
9976	.55915	.34352	.61435	.52334	.28943	.18040

Appendix 4–2.5. L-moments of storm depth defined by 24-hour minimum interevent time for hourly rainfall stations in Texas.

[--, not available]

Station no.	Depth mean (inches)	Depth L-scale (inches)	Depth L-CV (dimen-sionless)	Depth L-skew (dimen-sionless)	Depth L-kurtosis (dimen-sionless)	Depth Tau5 (dimen-sionless)
0015	0.22000	0.16900	0.76818	0.78698	0.73373	0.82840
0016	.54951	.34735	.63212	.47483	.23847	.15198
0050	.66875	.36796	.55023	.39399	.19110	.12961
0054	.51514	.27239	.52877	.34706	.12087	.00232
0120	1.3273	.69038	.52013	.28013	.12195	.14090
0145	.56456	.40506	.71748	.63342	.43518	.33106
0146	.49514	.23584	.47632	.26635	.05147	-.00323
0174	.47819	.27124	.56723	.51295	.28028	.18595
0178	.46214	.30665	.66354	.49884	.16869	.08881
0179	.40448	.24290	.60053	.49156	.24752	.12679
0202	.65090	.36223	.55650	.46104	.20013	.10756
0206	.75434	.41368	.54840	.43097	.21583	.14537
0208	--	--	--	--	--	--
0211	.42832	.27920	.65185	.51497	.27721	.17641
0244	.71129	.39755	.55892	.33540	.10560	.08479
0248	.46497	.26859	.57764	.50690	.28196	.17387
0262	.79378	.45869	.57786	.44607	.23551	.15664
0271	1.3513	.70486	.52160	.20454	-.05620	.00541
0380	.81442	.51674	.63449	.53243	.31746	.21837
0394	.72286	.41952	.58037	.50738	.45289	.12599
0408	1.6372	.86402	.52774	.30826	.05987	-.07733
0427	.71591	.44434	.62067	.52278	.23457	.15930
0428	.62048	.40973	.66035	.50954	.26642	.17247
0429	.79045	.50846	.64325	.48752	.25315	.16414
0463	.61388	.36219	.59000	.54539	.36822	.26584
0493	1.0354	.43718	.42224	.24553	.17915	.10657
0495	.42869	.23818	.55560	.42956	.22939	.15284
0496	.27167	.14417	.53067	.44269	.26017	.12095
0498	.21300	.04722	.22170	-.34941	.20924	.06941
0509	.74393	.44649	.60018	.50413	.28554	.19281
0518	.76619	.44594	.58202	.46104	.24017	.15777
0521	.54935	.31411	.57178	.47068	.25797	.11391
0556	.64217	.37073	.57730	.47049	.22508	.11312
0569	.87149	.54477	.62510	.52244	.29003	.18921
0572	.78466	.47376	.60378	.48105	.27225	.19408
0576	.64029	.44057	.68807	.58227	.35350	.25014
0580	.73388	.46330	.63131	.52646	.30204	.19508
0587	.81568	.50540	.61961	.48252	.26558	.19329
0605	.81495	.41446	.50857	.42989	.25542	.17212
0639	.70835	.43618	.61576	.52989	.29066	.18974
0655	--	--	--	--	--	--
0665	.73197	.44020	.60139	.46088	.24091	.15985
0689	.72386	.44924	.62061	.51718	.29541	.19843
0690	.61989	.35833	.57805	.51173	.26212	.17805
0691	.69773	.41197	.59045	.44611	.22441	.14023
0708	.64298	.36647	.56996	.51681	.28648	.18985
0738	.73984	.42438	.57361	.44446	.23636	.15500
0776	.53618	.32185	.60028	.49875	.26878	.16793
0779	.53544	.30618	.57182	.52236	.25338	.14629
0784	.52216	.31375	.60088	.52052	.28415	.16961
0786	.42291	.27076	.64022	.49061	.24254	.13995
0917	.92833	.53274	.57386	.43573	.22888	.15161
0923	1.4660	.71958	.49085	.36912	.17536	.02094
0926	.70976	.41277	.58157	.44844	.21960	.13053
0950	.33447	.19092	.57080	.54557	.39272	.30512
0996	1.4041	.88449	.62992	.49628	.29365	.19042
1013	.66341	.43544	.65636	.64033	.40692	.29815
1017	.62113	.36478	.58729	.47411	.25134	.16524
1042	1.8438	.89974	.48797	.37936	.15949	.02712
1048	.81389	.40154	.49335	.42653	.28614	.24524
1053	.63058	.38216	.60604	.48306	.25369	.16042
1057	.55906	.32176	.57554	.45426	.24366	.15854
1063	1.4673	.85333	.58155	.47886	.30808	.12811
1068	.75017	.42178	.56224	.43467	.21679	.13876
1080	.44093	.23118	.52430	.43778	.26027	.16376
1081	.75455	.43538	.57700	.44031	.22695	.14288
1133	.26429	.18011	.68150	.47407	.13390	.04776
1136	.55926	.40196	.71873	.59773	.35397	.22963
1138	1.1036	.56599	.51287	.33463	.20608	.14584
1139	.79569	.45923	.57715	.42037	.18869	.07751
1154	0.65040	0.42825	0.65844	0.49332	0.22475	0.11794
1165	.55455	.32672	.58915	.43509	.20179	.12035
1185	.44303	.24490	.55278	.42975	.21319	.13149
1186	.69011	.43110	.62468	.52551	.29965	.16986
1188	.49625	.25911	.52213	.42798	.34528	.20606
1245	1.0230	.54237	.53017	.28061	.18049	.29129
1246	.74266	.42975	.57867	.48992	.26066	.19614
1267	.52975	.33991	.64164	.55145	.35949	.27715
1304	.70321	.42281	.60126	.47466	.26974	.19456
1325	.81984	.50360	.61426	.47684	.24218	.15646
1429	.70530	.42485	.60238	.48565	.26709	.17541
1431	.76739	.45505	.59299	.46163	.23783	.15177
1432	.77623	.45654	.58815	.44763	.23449	.15165
1433	.77282	.45315	.58635	.46657	.25871	.16638
1434	.76782	.44922	.58506	.45031	.22722	.14276
1435	.79135	.45972	.58094	.44295	.22996	.14545
1436	.79656	.46259	.58073	.45192	.23995	.15631
1437	.60095	.44067	.73328	.59095	.27680	.10757
1438	.75479	.44353	.58762	.44454	.21965	.13534
1462	--	--	--	--	--	--
1492	.67488	.39133	.57985	.47994	.24524	.15847
1500	.98278	.67925	.69115	.54379	.25635	.15402
1528	.63965	.39034	.61025	.52017	.27812	.17631
1541	.95625	.54269	.56751	.42403	.19764	.15604
1569	.73800	.46914	.63569	.51781	.31664	.24674
1632	.55833	.26567	.47582	-.01757	-.18570	.43915
1641	.53665	.30030	.55959	.43416	.22804	.15589
1646	.50610	.28869	.57042	.50422	.25953	.15578
1663	1.2937	.78871	.60963	.49090	.25410	.13673
1671	.75627	.45204	.59773	.48208	.24930	.16122
1680	.70604	.41525	.58814	.47472	.26447	.17550
1694	.60543	.34506	.56994	.46862	.18303	.10638
1696	.56244	.32765	.58254	.45554	.24199	.15815
1697	.52474	.31791	.60585	.49764	.24586	.10514
1698	.57340	.33318	.58107	.49407	.27122	.17613
1720	.64011	.38917	.60797	.51866	.20723	.08773
1761	.41977	.24708	.58862	.41374	.20603	.14542
1773	.87130	.49308	.56591	.44197	.22705	.15308
1810	.61529	.33257	.54051	.51121	.34187	.21728
1823	.98444	.49948	.50737	.18462	-.02059	.09531
1870	.75279	.43299	.57518	.41258	.17947	.09751
1875	1.2508	.51859	.41462	.19613	.05502	.06886
1876	.83583	.45910	.54928	.33200	.08197	.03927
1889	.70537	.45660	.64732	.48507	.24908	.16885
1903	.53059	.28626	.53951	.46953	.22878	.17327
1914	.97750	.57533	.58858	.51951	.37849	.35865
1920	.80325	.45388	.56505	.44845	.25822	.19095
1921	.84559	.48367	.57199	.44745	.23454	.15838
1937	.84128	.46863	.55704	.42459	.23456	.16147
1956	.83349	.49222	.59055	.45972	.24237	.16284
1970	1.3784	1.0346	.75058	.66473	.49784	.48233
2014	.56416	.40220	.71292	.56878	.30288	.17971
2015	.62332	.43975	.70550	.57946	.33953	.22557
2019	1.3706	.83788	.61131	.53761	.43976	.38708
2024	.76229	.42615	.55905	.43701	.23677	.16288
2042	.18700	.08389	.44860	.21656	.29943	.42450
2043	.29389	.16510	.56178	.41904	.19816	.10683
2048	.63867	.39625	.62044	.53216	.28181	.17019
2050	.49130	.35515	.72289	.61410	.37488	.24896
2051	.52690	.30583	.58043	.42277	.18706	.14631
2053	.28125	.17161	.61016	.59001	.40062	.25494
2073	.74238	.44805	.60353	.48834	.28487	.20501
2082	.46136	.27190	.58934	.50156	.28057	.18017
2086	.76299	.44065	.57754	.45484	.23423	.15425
2088	.97105	.52183	.53739	.32261	.10978	.18183
2090	.76833	.42983	.55943	.46101	.23560	.16492
2096	.74025	.42003	.56741	.44886	.23648	.15883
2128	.78805	.44898	.56974	.41398	.19299	.12977
2131	.68475	.38634	.56420	.45805	.23520	.15736
2142	1.2513	.54952	.43915	.22248	.03573	.05223

Appendix 4–2.5. L-moments of storm depth defined by 24-hour minimum interevent time for hourly rainfall stations in Texas—Continued.

Station no.	Depth mean (inches)	Depth L-scale (inches)	Depth L-CV (dimensionless)	Depth L-skew (dimensionless)	Depth L-kurtosis (dimensionless)	Depth Tau5 (dimensionless)
2160	0.52105	0.38877	0.74613	0.70567	0.58835	0.53667
2206	.86804	.51373	.59183	.45358	.23881	.16553
2238	.42172	.27791	.65900	.51285	.24790	.12914
2240	.43366	.26965	.62179	.46348	.22366	.11291
2242	.67016	.40682	.60704	.43297	.20579	.13482
2244	.73503	.44714	.60833	.46417	.24144	.15117
2247	.73585	.47359	.64359	.46587	.21665	.14670
2309	.90323	.47924	.53059	.42749	.26291	.19034
2312	.81818	.43864	.53612	.41406	.20449	.13696
2334	1.0791	.61169	.56688	.45044	.25622	.14298
2336	.73624	.38629	.52468	.34465	.13574	.08838
2354	.42636	.23623	.55407	.36630	.05198	-.04824
2355	.78179	.51950	.66450	.54139	.31739	.22297
2357	.48162	.34578	.71796	.58573	.32879	.20465
2360	.50410	.34718	.68871	.55845	.31551	.20807
2361	.60285	.40528	.67227	.62022	.44180	.36298
2394	.76425	.45075	.58979	.45601	.23927	.15397
2404	.72770	.43144	.59289	.46583	.25254	.17630
2415	.88912	.50430	.56719	.43722	.23237	.15350
2462	.84281	.47299	.56121	.42428	.20742	.12972
2528	.66330	.38740	.58405	.42111	.13067	.00247
2617	.55223	.33112	.59960	.48729	.27394	.18239
2619	.56953	.30731	.53959	.41455	.22492	.15892
2621	.59967	.34548	.57612	.46859	.24817	.15052
2675	.76462	.45225	.59147	.49803	.27992	.19377
2676	.75935	.44999	.59259	.49662	.24052	.15945
2679	.62330	.40131	.64385	.55197	.30410	.17898
2715	.69727	.39020	.55961	.43362	.23065	.15227
2744	.62410	.35700	.57202	.45960	.24137	.15716
2758	.51489	.35618	.69175	.58282	.31922	.17105
2794	.43091	.29836	.69241	.50599	.16870	-.00965
2797	.25273	.16057	.63535	.51471	.28694	.18877
2811	.60230	.35751	.59357	.48958	.25162	.14757
2813	.70857	.38471	.54294	.42252	.19943	.00717
2814	.24333	.17695	.72720	.60296	.26534	-.01688
2815	.59905	.33570	.56039	.51141	.28983	.20097
2818	.66648	.39732	.59614	.47249	.26966	.19266
2986	.97232	.52981	.54489	.38853	.20184	.16051
3005	.68259	.38463	.56350	.44073	.22322	.15000
3033	.29856	.17059	.57137	.50032	.29419	.18818
3034	--	--	--	--	--	--
3047	1.0056	.57680	.57361	.38225	.12078	.03092
3103	.91963	.59718	.64937	.60613	.34128	.16851
3133	.80735	.45973	.56943	.43883	.23646	.16073
3156	.93591	.57141	.61055	.52389	.31592	.22973
3171	.75775	.43457	.57349	.44726	.23475	.15185
3189	.41147	.23977	.58270	.51822	.30228	.19282
3260	.63385	.37413	.59026	.43944	.21051	.11436
3267	.53091	.36473	.68700	.60419	.39605	.29077
3270	.58181	.33000	.56720	.49316	.25379	.17730
3272	.15118	.07257	.48006	.24174	.10103	.11831
3277	.18462	.11423	.61875	.53719	.35262	.36554
3278	.51918	.30202	.58171	.48255	.25409	.14974
3280	.36338	.22921	.63078	.50938	.25946	.13886
3281	.37810	.18433	.48753	.30871	.12545	.06205
3283	.65667	.41926	.63847	.49103	.26018	.16137
3284	.72548	.41755	.57556	.45105	.22653	.13662
3285	.75086	.42482	.56578	.45078	.21261	.13545
3329	.68397	.42859	.62662	.51937	.30230	.20960
3335	.99655	.59219	.59424	.48830	.28370	.19673
3370	.81111	.46203	.56962	.43311	.22872	.14840
3410	.58299	.32358	.55504	.46624	.23998	.15785
3415	.73198	.42297	.57785	.46236	.24459	.16117
3430	.72991	.48774	.66822	.53536	.30855	.21244
3431	.77739	.55309	.71147	.60705	.39771	.30245
3441	.72719	.41652	.57279	.43761	.20340	.07215
3442	.47202	.27542	.58349	.47263	.24113	.13203
3446	.52944	.29290	.55322	.44191	.23498	.15479
3460	.95581	.53611	.56090	.36116	.21793	.28168
3462	.58398	.29925	.51243	.37995	.18940	.13936
3463	0.74310	0.45685	0.61479	0.47271	0.26103	0.18851
3476	.69485	.40923	.58895	.45956	.24594	.15735
3485	1.2500	.89338	.71471	.62281	.36325	.23155
3507	.77059	.45395	.58909	.47652	.22073	.13912
3546	.87720	.50875	.57997	.45570	.24677	.16689
3547	.71807	.39989	.55690	.38582	.15017	.07884
3579	.78226	.44011	.56262	.40516	.12369	.04776
3642	.80267	.46599	.58054	.46689	.25450	.17267
3646	.71392	.41245	.57772	.45574	.24553	.16354
3668	1.5750	.65950	.41873	.31961	.19599	.08839
3673	1.1453	.66117	.57731	.26610	-.04417	-.02303
3686	.75091	.42191	.56187	.44204	.20621	.14053
3691	.72680	.41697	.57370	.45663	.22964	.14622
3734	1.8089	1.0539	.58258	.30965	.02178	-.01449
3771	.75583	.43714	.57836	.46691	.21036	.13987
3789	.25964	.14035	.54057	.42739	.23087	.14470
3826	.66166	.35856	.54191	.40667	.21210	.13902
3831	.82191	.47857	.58226	.45187	.23562	.14693
3841	.76173	.43852	.57569	.45636	.25316	.17255
3871	.64686	.37333	.57715	.45515	.24570	.16303
3884	1.0256	.65621	.63986	.46504	.15371	.01235
3941	.94691	.54249	.57291	.35202	.12310	.12253
3963	.10000	.05700	.57000	.50877	.38596	.87719
4040	.62153	.34531	.55558	.43046	.23130	.15362
4058	1.1433	.75974	.66449	.57253	.35731	.24771
4098	.46297	.25751	.55620	.49701	.25757	.15394
4100	.60930	.35977	.59047	.47340	.25902	.18050
4137	.71875	.39981	.55626	.45495	.22424	.16473
4191	.69061	.42267	.61203	.51202	.27558	.17087
4256	--	--	--	--	--	--
4257	.90327	.51106	.56579	.44503	.23629	.16425
4258	.86642	.47325	.54622	.43339	.23521	.18243
4278	.72380	.42644	.58917	.44842	.22342	.13865
4299	.37759	.17457	.46234	.30420	.10798	.04137
4300	.74602	.49273	.66048	.51956	.28853	.19536
4305	.72335	.47518	.65691	.50657	.27087	.18167
4307	.80967	.53684	.66303	.53532	.32425	.23648
4309	.84419	.51176	.60621	.47220	.25463	.17545
4311	.88849	.52954	.59600	.45778	.23879	.15473
4313	.94840	.56651	.59733	.50020	.28986	.18350
4319	.71324	.39950	.56012	.45062	.23395	.13605
4329	.85653	.50666	.59153	.46988	.25965	.17057
4331	--	--	--	--	--	--
4375	.72213	.43366	.60054	.53379	.29664	.21037
4392	.95129	.56965	.59882	.46630	.26292	.18855
4425	.48741	.28223	.57903	.50538	.26517	.15934
4440	.64304	.38306	.59571	.46580	.24885	.16660
4476	.69991	.38651	.55222	.44273	.22497	.14948
4498	.23909	.11836	.49506	.23605	.04506	.00512
4517	.70890	.40762	.57501	.43385	.22126	.14054
4520	.69652	.39417	.56592	.46953	.22579	.15523
4525	1.2094	.92108	.76157	.65530	.38131	.17264
4563	.56280	.35317	.62752	.48782	.27605	.24136
4570	.61079	.35969	.58889	.49491	.27051	.17147
4577	.85494	.47531	.55595	.43914	.24513	.17104
4591	.77619	.45091	.58093	.44911	.24016	.15972
4670	.59396	.34703	.58427	.47748	.25339	.16038
4671	.49934	.30429	.60939	.44824	.21102	.13341
4679	.73900	.43878	.59374	.49510	.26543	.18010
4696	.48000	.23956	.49907	.16419	-.08468	.09508
4703	.52417	.30662	.58496	.48338	.24730	.13210
4704	1.0280	.62862	.61150	.48494	.26302	.16214
4731	.56219	.38996	.69365	.59075	.38837	.29284
4792	.71358	.39722	.55666	.45278	.21205	.14111
4819	.85146	.46078	.54116	.40420	.17521	.11734
4852	.94467	.45876	.48563	.43655	.37026	.24860
4866	.77023	.43493	.56468	.44017	.22878	.15104
4876	.97273	.58332	.59967	.48253	.23117	.14066
4878	.96671	.56816	.58772	.46002	.24664	.15574
4880	.52453	.30361	.57883	.48197	.26191	.16523

Appendix 4–2.5. L-moments of storm depth defined by 24-hour minimum interevent time for hourly rainfall stations in Texas—Continued.

Station no.	Depth mean (inches)	Depth L-scale (inches)	Depth L-CV (dimen-sionless)	Depth L-skew (dimen-sionless)	Depth L-kurtosis (dimen-sionless)	Depth Tau5 (dimen-sionless)
4920	0.67692	0.40980	0.60539	0.50113	0.26021	0.15934
4934	.38667	.28067	.72586	.77553	.64964	.49287
4972	.67704	.38799	.57306	.46339	.24889	.16752
4973	.92576	.48206	.52071	.39853	.22885	.15621
4974	.55477	.32952	.59398	.49534	.28158	.18719
4975	.86435	.47730	.55221	.43284	.21337	.15229
4978	.70175	.43875	.62522	.48441	.23993	.13004
4979	1.2031	.65038	.54057	.39683	.15406	-.00484
4982	.61824	.35513	.57442	.44658	.23248	.14884
5018	.70407	.38544	.54744	.39807	.19255	.13071
5048	.53212	.32066	.60261	.53072	.28892	.18174
5049	.47727	.26946	.56459	.57982	.37978	.30932
5056	.43200	.18600	.43056	.26882	.67742	.11828
5057	.43577	.30252	.69422	.57934	.33681	.20708
5060	.69735	.48457	.69487	.57589	.34468	.23270
5081	.82672	.45735	.55321	.39835	.20264	.13918
5094	.77558	.44574	.57471	.45739	.23907	.15145
5113	.69712	.43429	.62298	.53367	.30373	.19817
5114	--	--	--	--	--	--
5123	.69786	.44467	.63719	.55715	.27423	.01679
5192	.78129	.45286	.57963	.45611	.23584	.14391
5193	.74973	.44479	.59326	.46553	.23608	.15359
5224	.90833	.55357	.60944	.48052	.28886	.21457
5228	.73497	.43723	.59490	.42663	.18924	.11776
5235	.71522	.40850	.57115	.35656	.15116	.14486
5247	.52722	.29605	.56154	.46527	.23624	.14326
5258	.76069	.44219	.58130	.46378	.25075	.15170
5303	.69217	.43481	.62818	.52222	.30341	.21948
5312	.64621	.37892	.58638	.49937	.25655	.17012
5341	1.3637	.90199	.66143	.56701	.27846	.05322
5342	--	--	--	--	--	--
5348	.88200	.49081	.55648	.41990	.19259	.11933
5358	.59686	.34840	.58372	.46173	.23626	.14269
5398	.83003	.47765	.57546	.44903	.24058	.15968
5410	.52474	.30523	.58169	.49937	.28590	.19397
5411	.44280	.29048	.65601	.51978	.28442	.18659
5424	.85476	.55196	.64575	.47844	.24001	.15920
5429	.70418	.43429	.61672	.48389	.25279	.16305
5431	1.0329	.52538	.50867	.38590	.18418	.09813
5461	.85498	.49680	.58106	.45177	.24693	.16673
5463	.82760	.47062	.56865	.45927	.22773	.15865
5471	.25438	.16246	.63866	.61587	.39869	.26261
5477	1.0088	.76993	.76319	.81721	.75943	.72088
5528	.82439	.45246	.54885	.40823	.20639	.13020
5579	--	--	--	--	--	--
5580	.78100	.36916	.47267	.22360	-.00245	-.08559
5589	.35163	.19896	.56583	.39408	.16219	.07913
5590	.40745	.24458	.60027	.49044	.25354	.14390
5591	.42400	.22155	.52252	.41335	.22723	.14944
5592	.37807	.22123	.58515	.48687	.27443	.17838
5594	.35735	.19959	.55852	.45803	.24218	.14685
5595	--	--	--	--	--	--
5596	.46881	.25755	.54936	.52813	.28290	.18946
5600	.44977	.26968	.59959	.51574	.31174	.21361
5618	.83917	.51033	.60813	.49131	.26664	.17940
5650	.63765	.29647	.46494	.47550	.38917	.20704
5656	.56724	.32609	.57487	.51331	.25919	.16928
5658	.53971	.33034	.61206	.51643	.30699	.20861
5661	.74655	.49846	.66768	.64313	.41855	.31631
5666	.60286	.38437	.63757	.53641	.32195	.24495
5695	.79739	.44821	.56210	.44108	.24705	.17078
5742	.37571	.24604	.65487	.67329	.57093	.52720
5766	1.0574	.57229	.54123	.38271	.13802	.04368
5770	.56232	.32582	.57942	.47809	.24978	.15235
5775	.36417	.20523	.56355	.30690	-.11308	-.08810
5779	.80333	.43974	.54739	.40638	.16808	.03413
5840	.70273	.41506	.59064	.45251	.22161	.13244
5890	.40336	.26395	.65438	.52422	.28943	.18494
5891	.43867	.23059	.52565	.38539	.17140	.10276
5897	.79375	.45762	.57653	.46774	.22971	.16109
5957	0.71762	0.41360	0.57635	0.46541	0.24261	0.16642
5958	.68826	.38488	.55921	.36675	.12812	.05699
5973	.53835	.37332	.69345	.57763	.31929	.18701
5996	.68600	.39672	.57830	.46171	.23702	.15678
6017	.49554	.31281	.63125	.48811	.23557	.11939
6024	1.0924	.65139	.59632	.46350	.26694	.19990
6050	.70211	.32620	.46460	.30137	.01414	-.07950
6104	.46666	.27175	.58233	.50284	.29621	.20032
6108	.90398	.50539	.55907	.42812	.21856	.14686
6136	.47179	.26396	.55950	.48903	.25762	.15963
6166	.45260	.26496	.58542	.47617	.23519	.11590
6176	.87488	.52144	.59602	.47705	.27584	.17534
6177	.89177	.51257	.57477	.45901	.24913	.16913
6210	.79511	.45704	.57481	.44728	.22245	.14674
6211	.83838	.50445	.60169	.44147	.21186	.13135
6270	.91930	.51102	.55588	.44367	.23125	.16125
6275	--	--	--	--	--	--
6276	1.1295	.55355	.49009	.16073	-.03778	.05689
6335	.78108	.44065	.56415	.42528	.21860	.14430
6434	.66294	.34434	.51941	.33649	.12141	.12260
6504	.52124	.30334	.58196	.49437	.25828	.15800
6558	.77043	.48431	.62862	.48936	.29121	.30356
6615	.61588	.36725	.59629	.54857	.32135	.24023
6660	.82188	.48536	.59055	.47269	.24660	.13113
6663	.76928	.43042	.55951	.41920	.20026	.12580
6734	.53657	.31887	.59426	.46813	.25065	.15937
6736	.55928	.32911	.58845	.50962	.27754	.17584
6740	1.6275	.88659	.54476	.24768	-.07294	-.12604
6750	.86244	.60239	.69848	.56187	.32126	.21266
6757	.79721	.47281	.59308	.45472	.24015	.15978
6775	.50923	.29965	.58843	.44784	.22955	.14551
6776	.52750	.29731	.56362	.47461	.25188	.15809
6788	.83470	.46005	.55116	.42849	.25469	.15663
6792	.41852	.23535	.56233	.47974	.25049	.14342
6794	1.9306	.94588	.48993	.22585	.02468	.00395
6834	.89218	.49978	.56018	.44713	.22891	.16292
6893	.38622	.21964	.56870	.54310	.32620	.21335
6935	.52500	.30135	.57399	.51720	.29385	.19556
6981	.76589	.43687	.57041	.45621	.26117	.17825
7020	.80327	.48871	.60840	.48915	.28807	.20920
7060	.60094	.34131	.56795	.46947	.22843	.13310
7066	.87052	.49151	.56462	.43088	.22140	.14602
7074	.49984	.29785	.59590	.52037	.31064	.21245
7097	.72728	.41042	.56432	.45268	.23485	.12546
7116	.53304	.30429	.57085	.44876	.24418	.16935
7140	.84510	.55251	.65378	.54284	.31652	.20978
7173	.92916	.62289	.67038	.52713	.29574	.20103
7174	.86073	.56731	.65910	.51869	.29415	.20456
7213	.77685	.44625	.57444	.43736	.22511	.13990
7243	.64525	.37008	.57354	.46889	.24006	.16095
7262	.24138	.14282	.59171	.45121	.24129	.16926
7274	.75209	.41470	.55140	.45780	.25903	.16652
7300	.67764	.39285	.57973	.44327	.23125	.15181
7311	.76600	.44497	.58090	.50375	.24424	.14364
7363	.95294	.49699	.52153	.21947	-.03585	.00592
7422	.72591	.44218	.60914	.49507	.26821	.17906
7431	.50035	.29382	.58722	.50413	.27898	.17650
7481	.41020	.25009	.60968	.55859	.35133	.23500
7497	.74459	.42953	.57687	.48335	.24538	.17615
7498	.75629	.44192	.58434	.48175	.24148	.18407
7499	.68918	.39149	.56805	.47218	.23995	.15839
7531	.73629	.41234	.56003	.40489	.18392	.10829
7534	.72690	.44824	.61665	.51067	.30941	.23174
7556	.72577	.42615	.58716	.49085	.26343	.17439
7594	.85730	.49421	.57647	.44474	.23915	.16156
7596	.81027	.47105	.58135	.37687	.12897	.07379
7608	.69238	.43142	.62309	.47802	.25304	.16886
7622	.25737	.19942	.77482	.68197	.43872	.29883
7700	.82390	.48729	.59145	.44398	.22614	.14592
7706	.62276	.37027	.59456	.49740	.27551	.17739

Appendix 4–2.5. L-moments of storm depth defined by 24-hour minimum interevent time for hourly rainfall stations in Texas—Continued.

Station no.	Depth mean (inches)	Depth L-scale (inches)	Depth L-CV (dimensionless)	Depth L-skew (dimensionless)	Depth L-kurtosis (dimensionless)	Depth Tau5 (dimensionless)
7718	0.80519	0.47914	0.59507	0.49209	0.28075	0.17880
7745	.90960	.54698	.60135	.47467	.26671	.18474
7922	.28676	.16478	.57463	.45934	.25232	.15425
7936	.91140	.52016	.57072	.44433	.23577	.16830
7943	.46788	.30671	.65554	.51221	.26682	.16364
7944	.54000	.33991	.62947	.46177	.21511	.10481
7945	.59669	.40840	.68445	.54801	.30882	.20814
7947	.88154	.55325	.62759	.54978	.33266	.24756
7948	.67858	.42708	.62937	.50804	.27622	.16996
7951	.79741	.43670	.54765	.40449	.20261	.13151
7953	.58927	.37587	.63785	.53327	.29740	.16221
7981	.66670	.41324	.61982	.47141	.21171	.09803
7990	.66745	.45804	.68626	.57759	.33232	.18069
7992	.95353	.51515	.54025	.27057	-.02989	-.01579
7997	.59000	.36630	.62085	.51374	.30800	.21858
7999	.38875	.25650	.65981	.54080	.30815	.17772
8022	.54778	.33040	.60316	.43354	.12207	.02274
8023	.54879	.32108	.58507	.50289	.27994	.18594
8047	.70935	.40472	.57055	.44086	.21862	.14116
8060	.56142	.37343	.66517	.53070	.25473	.11794
8062	.85121	.60100	.70606	.55291	.27905	.13495
8068	.33600	.21322	.63458	.52096	.28187	.15252
8081	.70016	.44024	.62877	.53983	.31787	.22081
8089	.53757	.29983	.55776	.34847	.11078	.05739
8221	.82412	.38779	.47056	.29905	.14697	.03923
8252	.53522	.30810	.57564	.47827	.25128	.15581
8265	.88431	.54395	.61511	.49350	.28046	.19632
8289	.52500	.23628	.45005	.15446	-.01247	.01306
8305	.35878	.20347	.56713	.52154	.31388	.20236
8335	.88990	.49747	.55902	.41536	.22032	.15404
8400	.45131	.26436	.58577	.50540	.31887	.22371
8445	.78962	.48022	.60816	.47554	.25339	.16892
8446	.71300	.41021	.57533	.45061	.22055	.13418
8451	.55856	.33887	.60669	.49437	.26936	.17256
8531	.73233	.41406	.56540	.43353	.22531	.14534
8541	.69418	.39790	.57320	.42843	.21701	.12740
8544	.80449	.49505	.61536	.51917	.28285	.19444
8545	.40200	.18771	.46695	.17855	.10178	.21255
8563	.79008	.45108	.57093	.47398	.24495	.17366
8566	.56966	.33511	.58827	.44550	.21001	.12022
8583	.62273	.35548	.57083	.48139	.21262	.13392
8584	.71361	.41033	.57500	.45394	.21928	.13783
8623	.73314	.40647	.55443	.44579	.22291	.14690
8625	.70020	.40933	.58459	.45881	.24854	.17099
8630	.53783	.30364	.56456	.44117	.20562	.11417
8631	.61150	.35707	.58393	.47111	.25050	.15084
8646	.69673	.40432	.58032	.44170	.22188	.14409
8647	.50962	.29415	.57719	.50555	.27042	.17192
8677	.69096	.38826	.56190	.46237	.24744	.16000
8696	1.0079	.60047	.59576	.44235	.21963	.10008
8743	.85888	.49955	.58163	.45218	.23918	.15886
8761	.49820	.28459	.57124	.50437	.26819	.16125
8778	.81021	.45790	.56517	.44889	.23150	.15533
8845	.76350	.46697	.61162	.50564	.27016	.17261
8859	.86130	.47837	.55540	.41421	.21800	.14925
8898	.81788	.47064	.57543	.45234	.24125	.14801
8908	.73967	.43557	.58888	.46861	.29014	.23783
8910	0.83118	0.49765	0.59873	0.40290	0.14408	0.05599
8911	.64338	.39337	.61141	.46169	.23603	.15528
8924	.35789	.18774	.52457	.41736	.20718	.10536
8929	1.4943	1.0552	.70613	.61669	.48725	.54717
8942	.88892	.50457	.56762	.44669	.22652	.14968
8944	.75642	.45684	.60395	.45876	.24459	.16499
8996	.76254	.46362	.60800	.47264	.25112	.16960
9014	.96294	.43875	.45564	.32375	.20106	.08604
9037	.38393	.22880	.59593	.53313	.33941	.23816
9106	.36639	.23932	.65319	.59900	.40979	.32544
9107	.41839	.24834	.59357	.45102	.18256	.12444
9129	.47753	.32564	.68194	.59215	.34924	.21514
9163	.66365	.38621	.58195	.47032	.24905	.15492
9213	.67395	.41278	.61248	.44820	.22462	.14873
9214	1.2668	.83232	.65701	.63027	.44189	.31677
9222	.71012	.43297	.60971	.46956	.23358	.13957
9248	.54187	.30510	.56305	.41993	.17647	.09918
9266	.62045	.34338	.55344	.39468	.14700	.05624
9270	.42289	.23402	.55340	.51261	.28741	.18523
9295	.25133	.15822	.62954	.53667	.32729	.21395
9304	--	--	--	--	--	--
9307	.67148	.36017	.53638	.42088	.21390	.12496
9328	.53184	.30781	.57876	.45057	.23452	.15322
9329	.72500	.39144	.53992	.25802	.05377	.26398
9345	--	--	--	--	--	--
9363	.59474	.40431	.67981	.54954	.31295	.20840
9364	.66368	.45427	.68447	.55106	.31338	.21186
9365	.48000	.29542	.61545	.60492	.42249	.31311
9371	.73058	.41978	.57459	.39914	.12219	.03001
9417	.71727	.41806	.58284	.42652	.19689	.11882
9419	.63370	.39782	.62778	.46542	.22937	.14837
9435	.55119	.30136	.54674	.45594	.30909	.27169
9491	.79285	.46217	.58293	.44915	.22487	.14361
9499	.58857	.33988	.57748	.47109	.21471	.11941
9522	2.0725	1.4675	.70808	.56072	.26040	.15697
9527	.51606	.29223	.56628	.50062	.26224	.16171
9532	.70330	.40924	.58189	.46554	.25032	.16904
9544	--	--	--	--	--	--
9565	.62227	.36633	.58870	.49157	.26943	.16906
9570	.58512	.32587	.55694	.48326	.22261	.12514
9574	.61053	.34854	.57088	.45302	.15700	.08150
9588	.63232	.40165	.63519	.54076	.29757	.17699
9665	.81309	.46685	.57417	.45425	.24270	.16692
9715	.72551	.41665	.57429	.44680	.23263	.15578
9729	.59963	.37506	.62549	.46558	.23186	.15284
9772	.77584	.50483	.65069	.54090	.32107	.21966
9814	.67125	.40808	.60795	.45551	.21103	.11327
9815	.79120	.47593	.60153	.49215	.27032	.18093
9816	.69154	.43881	.63455	.52466	.27427	.14765
9817	.66834	.37643	.56323	.46507	.24141	.16806
9829	.42445	.25268	.59530	.52872	.30568	.18797
9830	.33007	.20039	.60712	.49342	.23717	.11141
9858	.52269	.29731	.56880	.45955	.24515	.14706
9893	.65987	.38521	.58376	.46109	.24154	.15849
9916	.86990	.47861	.55019	.40638	.18260	.11491
9976	.61335	.37339	.60877	.50948	.27611	.17630

Appendix 4–2.6. L-moments of storm depth defined by 48-hour minimum interevent time for hourly rainfall stations in Texas.

[--, not available]

Station no.	Depth mean (inches)	Depth L-scale (inches)	Depth L-CV (dimen-sionless)	Depth L-skew (dimen-sionless)	Depth L-kurtosis (dimen-sionless)	Depth Tau5 (dimen-sionless)
0015	--	--	--	--	--	--
0016	0.67031	0.42029	0.62701	0.47084	0.24139	0.15624
0050	.79812	.43997	.55125	.38878	.18701	.13136
0054	.61484	.36430	.59251	.57910	.45730	.33613
0120	1.8100	1.1549	.63807	.43976	.23869	.31158
0145	.69564	.48582	.69838	.59541	.38842	.29582
0146	.67852	.33561	.49463	.31364	.13239	.10996
0174	.59562	.34650	.58174	.50769	.27763	.18436
0178	.64700	.41967	.64863	.39714	.00318	-.04554
0179	.51592	.32372	.62746	.53243	.31367	.20839
0202	.80726	.43945	.54436	.42280	.18498	.11030
0206	.91253	.49834	.54611	.41418	.20118	.12549
0208	--	--	--	--	--	--
0211	.53554	.34480	.64384	.50036	.26423	.16807
0244	.88200	.48150	.54592	.32550	.09877	.07126
0248	.53947	.31208	.57850	.49237	.26742	.16794
0262	.95981	.55376	.57695	.44470	.24314	.16607
0271	1.8110	1.0179	.56206	.22579	-.05162	.01053
0380	.96607	.59892	.61996	.50215	.29142	.19976
0394	.84333	.52600	.62372	.42839	.11280	-.53866
0408	2.9470	1.9992	.67839	.50203	.14844	-.14600
0427	.95455	.59072	.61885	.48517	.21461	.15358
0428	.79794	.51200	.64166	.48479	.25132	.16486
0429	.98252	.64013	.65152	.49142	.25244	.16263
0463	.69953	.42079	.60153	.55679	.38119	.26197
0493	1.3460	.42867	.31847	.18040	.21962	.33152
0495	.49518	.27274	.55078	.42961	.22263	.13374
0496	.29636	.14667	.49489	.43211	.27007	.09429
0498	.23667	.07083	.29930	-.01176	.36975	.29804
0509	.89954	.52845	.58747	.47840	.27171	.19050
0518	.94697	.54250	.57288	.44457	.23730	.15847
0521	.63074	.38165	.60509	.53716	.33917	.19105
0556	.73850	.42516	.57571	.44472	.19311	.09387
0569	1.1083	.68077	.61425	.49363	.26556	.17138
0572	.95422	.57434	.60189	.47608	.26892	.19052
0576	.79301	.54830	.69141	.56675	.33082	.24174
0580	.87496	.53966	.61678	.50454	.28239	.18635
0587	1.0210	.62574	.61285	.47044	.25735	.18526
0605	1.0038	.49582	.49395	.37653	.20812	.15157
0639	.87057	.53437	.61382	.50624	.26877	.17662
0655	--	--	--	--	--	--
0665	.87856	.52083	.59282	.44709	.23349	.15763
0689	.85197	.52956	.62158	.51542	.29611	.20047
0690	.74009	.42338	.57207	.47484	.22957	.15142
0691	.84808	.49204	.58018	.44227	.23932	.15974
0708	.89390	.51140	.57210	.46569	.22033	.12268
0738	.89483	.50841	.56817	.43341	.23168	.15589
0776	.61807	.37260	.60284	.49138	.26113	.16431
0779	.63902	.37305	.58379	.52949	.28233	.16622
0784	.62437	.37249	.59659	.49771	.26395	.16196
0786	.50325	.30936	.61472	.45736	.21943	.12678
0917	1.1635	.65608	.56389	.42828	.23225	.15035
0923	2.9320	1.8871	.64363	.44292	.07957	-.20193
0926	.85831	.49832	.58058	.44361	.22195	.13924
0950	.47074	.30339	.64450	.58448	.37265	.25256
0996	2.8512	1.8223	.63913	.35228	.01029	.01068
1013	.80473	.52922	.65763	.62695	.41366	.31595
1017	.73993	.42976	.58081	.45571	.24242	.16319
1042	3.1971	1.8843	.58937	.49356	.34647	.18575
1048	1.3318	.85709	.64355	.68420	.65069	.58054
1053	.74575	.44058	.59079	.44987	.22014	.13745
1057	.66765	.38758	.58052	.45256	.23491	.14617
1063	2.2010	1.2990	.59019	.29920	.03699	.12394
1068	.90157	.50440	.55947	.42203	.21210	.13845
1080	.54574	.29560	.54165	.44224	.26401	.18245
1081	.90667	.52308	.57693	.45852	.26072	.17235
1133	.33636	.21109	.62757	.35688	.04967	.10336
1136	.71789	.50322	.70097	.56753	.32128	.20599
1138	1.7167	.95694	.55744	.44798	.35745	.25495
1139	1.0398	.61227	.58882	.39460	.13053	.04507
1154	0.90333	0.55334	0.61255	0.43539	0.19295	0.11139
1165	.67339	.39015	.57938	.42119	.19124	.11441
1185	.48956	.27330	.55825	.43493	.22332	.14104
1186	.96615	.61283	.63430	.50245	.27190	.15359
1188	.66167	.28300	.42771	.31684	.28151	.87750
1245	1.7025	1.2922	.75900	.67528	.50077	.40718
1246	.95151	.53175	.55884	.43870	.22745	.16620
1267	.64599	.41289	.63916	.54883	.35876	.27738
1304	.83624	.50264	.60108	.47624	.28111	.21179
1325	.97351	.58664	.60260	.46251	.23547	.15343
1429	.85684	.51207	.59763	.47914	.26661	.18072
1431	.92773	.54197	.58418	.44416	.23106	.15560
1432	.91823	.53591	.58364	.43849	.23331	.15808
1433	.91627	.53312	.58184	.45788	.25402	.16307
1434	.91665	.53370	.58223	.43956	.22229	.14374
1435	.91548	.52642	.57502	.41569	.19974	.13081
1436	.95232	.54818	.57563	.43767	.22776	.14678
1437	.66421	.50994	.76774	.66553	.39979	.22678
1438	.89114	.51596	.57899	.43029	.21713	.14187
1462	--	--	--	--	--	--
1492	.77719	.44967	.57859	.46670	.24056	.16288
1500	1.3608	.96808	.71142	.62914	.44822	.42129
1528	.75619	.45800	.60567	.50201	.26631	.17398
1541	1.1475	.68429	.59634	.50276	.30670	.22725
1569	.94537	.59664	.63112	.49661	.28346	.21993
1632	.67000	.25700	.38358	-.24514	.08560	-.27237
1641	.63013	.34673	.55025	.42383	.22629	.14985
1646	.60037	.34343	.57204	.48575	.24602	.15141
1663	1.5333	1.0262	.66927	.58567	.39145	.32376
1671	.91678	.54068	.58976	.46296	.23675	.15276
1680	.83327	.47870	.57448	.45270	.24883	.16792
1694	.71000	.41457	.58390	.47358	.19081	.09314
1696	.65460	.37774	.57706	.43735	.21976	.13893
1697	.55311	.33424	.60430	.47710	.22422	.10571
1698	.69026	.39905	.57811	.47558	.25798	.16446
1720	.78138	.49046	.62768	.52592	.22156	.09375
1761	.55750	.34514	.61908	.44339	.19984	.10268
1773	1.0870	.61117	.56224	.42905	.22177	.14815
1810	.87167	.43924	.50391	.43512	.24710	.13723
1823	1.6109	1.1005	.68318	.48136	.09122	-.16259
1870	.93265	.54231	.58147	.41726	.19232	.12377
1875	1.4782	.64273	.43481	.27016	.09453	.06530
1876	.94031	.50174	.53359	.34549	.11955	.07127
1889	.92667	.58644	.63285	.47983	.26774	.19693
1903	.63255	.33595	.53110	.44697	.23324	.16786
1914	1.5640	.90711	.57999	.53926	.44167	.46834
1920	.93138	.51368	.55152	.42365	.23935	.18331
1921	1.0310	.58459	.56703	.43277	.22415	.14957
1937	1.0081	.55458	.55010	.42309	.24006	.15749
1956	1.0585	.61208	.57827	.43412	.22480	.15649
1970	2.6190	2.2461	.85762	.76658	.53007	.35981
2014	.74384	.51193	.68823	.52833	.26202	.14906
2015	.79898	.55285	.69194	.55718	.31893	.21249
2019	2.1930	1.4310	.65253	.44840	.13996	-.05264
2024	.90044	.49860	.55373	.42831	.23303	.16159
2042	.20778	.09611	.46257	.20231	.25681	.28324
2043	.33597	.18768	.55863	.42287	.23921	.18008
2048	.77135	.46904	.60807	.49718	.25770	.16554
2050	.51019	.36823	.72175	.60470	.35899	.23554
2051	.59922	.36581	.61048	.46486	.20948	.12113
2053	.37500	.24433	.65156	.57299	.32469	.09550
2073	.90232	.53568	.59367	.48565	.29687	.21406
2082	.53087	.31320	.58997	.49572	.27913	.18342
2086	.91586	.52194	.56990	.44164	.22883	.15083
2088	1.1531	.59204	.51342	.32416	.19963	.26294
2090	.93060	.50377	.54134	.42428	.21424	.14645
2096	.89803	.50530	.56267	.44351	.24217	.16161
2128	.91139	.52221	.57298	.40156	.17066	.11000
2131	.82849	.46467	.56087	.44201	.22869	.15365
2142	2.2450	.63071	.28094	-.22537	.13250	-.21348

Appendix 4–2.6. L-moments of storm depth defined by 48-hour minimum interevent time for hourly rainfall stations in Texas—Continued.

Station no.	Depth mean (inches)	Depth L-scale (inches)	Depth L-CV (dimensionless)	Depth L-skew (dimensionless)	Depth L-kurtosis (dimensionless)	Depth Tau5 (dimensionless)	Station no.	Depth mean (inches)	Depth L-scale (inches)	Depth L-CV (dimensionless)	Depth L-skew (dimensionless)	Depth L-kurtosis (dimensionless)	Depth Tau5 (dimensionless)
2160	0.66000	0.48181	0.73001	0.66266	0.51556	0.46974	3463	0.89171	0.58866	0.66014	0.55719	0.37378	0.31178
2206	1.0760	.64438	.59889	.45169	.23063	.15443	3476	.84173	.50070	.59484	.46112	.24734	.16506
2238	.50606	.33051	.65311	.50274	.22884	.09639	3485	1.5179	1.1217	.73900	.61274	.27771	.04666
2240	.57113	.33643	.58906	.40021	.16378	.07767	3507	.97564	.55997	.57396	.44075	.20560	.12971
2242	.83256	.49023	.58883	.41657	.20626	.13587	3546	1.0913	.62222	.57018	.44072	.23775	.15758
2244	.90830	.54323	.59808	.45212	.23776	.15163	3547	.84948	.47033	.55367	.38805	.17023	.11079
2247	.97323	.58925	.60546	.41376	.17180	.09861	3579	.95098	.49108	.51640	.31005	.08447	.05900
2309	1.1042	.58091	.52611	.41904	.25383	.18332	3642	.97441	.55865	.57332	.44596	.23684	.15892
2312	1.0118	.52803	.52190	.39689	.20397	.12473	3646	.85049	.48771	.57345	.44355	.23550	.15614
2334	1.2998	.69257	.53284	.37378	.20804	.11767	3668	3.1500	1.5957	.50658	.48791	.58326	.60385
2336	.88167	.46903	.53198	.35974	.13586	.07514	3673	2.1460	1.5351	.71534	.55588	.33266	.35242
2354	.52111	.30837	.59175	.42534	.14148	.06067	3686	.94092	.51460	.54691	.41327	.20535	.14766
2355	.92394	.58633	.63459	.50673	.29102	.17547	3691	.88690	.50392	.56818	.44122	.22797	.15188
2357	.60683	.42582	.70172	.55921	.30362	.19125	3734	3.4370	2.5886	.75314	.60574	.36117	.27098
2360	.60367	.41021	.67953	.54682	.31020	.21207	3771	.94724	.53562	.56545	.43107	.19677	.13286
2361	.71117	.48810	.68633	.63180	.45875	.38331	3789	.32552	.18371	.56435	.45743	.26123	.17032
2394	.94322	.54865	.58169	.43586	.21921	.13826	3826	.77818	.41065	.52770	.40876	.23842	.16704
2404	.87875	.51573	.58689	.45564	.24552	.16750	3831	.97215	.55776	.57373	.41448	.18881	.11636
2415	1.0861	.61453	.56581	.43320	.22983	.14967	3841	.92945	.52721	.56723	.43398	.22100	.14284
2462	1.0287	.58140	.56518	.44014	.23044	.14627	3871	.76105	.43654	.57359	.44670	.23861	.15585
2528	.77518	.43060	.55549	.35547	.07078	-.02533	3884	1.4200	.87679	.61746	.35001	-.00861	-.06024
2617	.66702	.39552	.59297	.49728	.31530	.23250	3941	1.1081	.61188	.55219	.29057	.07774	.11667
2619	.65089	.35550	.54617	.41534	.21439	.13852	3963	--	--	--	--	--	--
2621	.70393	.40867	.58055	.46720	.24840	.15133	4040	.74508	.41249	.55363	.43512	.24773	.16515
2675	.93659	.55401	.59152	.48882	.27726	.19224	4058	1.7150	1.3341	.77790	.75884	.63070	.54819
2676	.98411	.58163	.59102	.47848	.24642	.17980	4098	.55009	.30781	.55956	.47660	.24486	.14778
2679	.74955	.48256	.64380	.54103	.29910	.18317	4100	.73688	.44331	.60160	.50024	.30364	.21378
2715	.83102	.46508	.55965	.43168	.23637	.16123	4137	.89166	.48773	.54699	.43082	.22268	.16415
2744	.72985	.41688	.57118	.44525	.22788	.14912	4191	.82277	.49527	.60196	.48567	.24979	.15215
2758	.67222	.47109	.70080	.59855	.34821	.20048	4256	--	--	--	--	--	--
2794	.47400	.32244	.68026	.46468	.11527	-.05048	4257	1.1053	.61877	.55984	.43084	.22997	.15647
2797	.30586	.19426	.63512	.51226	.28966	.19671	4258	1.1057	.61361	.55494	.43161	.22318	.15040
2811	.71054	.42206	.59400	.47582	.23756	.14446	4278	.87176	.51368	.58924	.44919	.23081	.14770
2813	.78316	.42778	.54622	.36840	.11625	-.04478	4299	.42290	.19374	.45813	.27534	.08740	.03753
2814	.36500	.28767	.78813	.70742	.47980	.33121	4300	1.0013	.63784	.63698	.48786	.26310	.17702
2815	.71477	.41003	.57365	.50985	.27860	.16385	4305	.95836	.61578	.64253	.48347	.25099	.16751
2818	.77444	.46549	.60107	.47508	.26919	.19007	4307	1.0317	.68548	.66441	.54844	.34514	.25188
2986	1.2019	.64588	.53737	.37037	.18414	.14740	4309	1.0564	.62661	.59315	.45163	.24133	.16488
3005	.82772	.45944	.55506	.42570	.22099	.15345	4311	1.0993	.64117	.58327	.43362	.21724	.13939
3033	.35235	.20493	.58162	.50579	.30755	.21336	4313	1.1813	.67521	.57156	.45690	.24712	.15282
3034	--	--	--	--	--	--	4319	.87967	.48618	.55269	.44246	.21955	.11746
3047	1.6455	1.1853	.72033	.72071	.67403	.62868	4329	1.0505	.61041	.58108	.45191	.24365	.15942
3103	.99320	.64087	.64525	.58301	.31180	.14061	4331	--	--	--	--	--	--
3133	.96033	.54023	.56254	.42956	.23564	.15905	4375	.88340	.52381	.59295	.50771	.28501	.20053
3156	1.1022	.66982	.60772	.52089	.32339	.23033	4392	1.1937	.70945	.59432	.45405	.23681	.15169
3171	.90544	.51246	.56598	.43480	.22911	.14731	4425	.56246	.32679	.58100	.49108	.25663	.16008
3189	.49952	.29405	.58867	.51453	.29972	.19686	4440	.76499	.44772	.58526	.45110	.24657	.17048
3260	.75533	.44655	.59120	.41225	.16356	.07791	4476	.85022	.46114	.54238	.42444	.22307	.14829
3267	.65826	.44718	.67933	.59815	.39451	.28190	4498	.27667	.12389	.44779	.14029	.03587	.01025
3270	.70027	.39438	.56319	.47154	.24898	.17709	4517	.85080	.48960	.57545	.43196	.21997	.13654
3272	.21417	.10992	.51326	.21406	-.02228	.00758	4520	.85110	.47632	.55966	.44328	.21954	.15606
3277	.20000	.11879	.59394	.51276	.36650	.40115	4525	1.8142	1.4831	.81751	.77134	.60484	.45318
3278	.61790	.36167	.58532	.47168	.23862	.14020	4563	.93800	.60162	.64138	.43849	.13165	-.00992
3280	.41613	.25799	.61997	.48289	.23267	.11937	4570	.72366	.42284	.58430	.47752	.25644	.16154
3281	.41789	.21622	.51739	.36792	.18523	.12351	4577	1.0558	.58402	.55314	.43154	.24442	.16785
3283	.82776	.51847	.62636	.47225	.24586	.15377	4591	.93660	.54456	.58142	.44107	.23052	.15222
3284	.88606	.50781	.57311	.44254	.22822	.14358	4670	.71530	.41324	.57772	.45834	.24163	.15814
3285	.91715	.51394	.56036	.43248	.20564	.12954	4671	.61535	.37448	.60856	.43505	.18987	.10521
3329	.82064	.50334	.61335	.49224	.27616	.19225	4679	.90840	.53567	.58969	.48086	.26391	.18113
3335	1.1560	.64953	.56188	.45692	.25754	.18257	4696	.68571	.19905	.29028	-.06029	.34450	-.36842
3370	.97098	.55038	.56683	.42922	.22670	.14066	4703	.68342	.38831	.56818	.44942	.23204	.14822
3410	.69733	.39016	.55951	.45605	.23396	.14868	4704	1.2407	.72823	.58695	.43826	.21452	.12627
3415	.90096	.51773	.57464	.45013	.23894	.15729	4731	.69154	.46797	.67670	.56125	.35570	.25900
3430	.93817	.60932	.64948	.50696	.27918	.18585	4792	.88996	.49296	.55392	.42230	.18705	.11922
3431	1.0675	.73398	.68760	.56810	.34736	.24937	4819	1.1060	.55606	.50278	.32657	.14297	.10497
3441	.93080	.53950	.57961	.49593	.30349	.19496	4852	1.2882	.70909	.55046	.36803	.11154	-.13077
3442	.54641	.31827	.58247	.46720	.23528	.12260	4866	.92590	.52047	.56212	.42777	.22347	.14778
3446	.60749	.33025	.54363	.41957	.22684	.16017	4876	1.1989	.70110	.58480	.46354	.23586	.14120
3460	1.0974	.56994	.51935	.30223	.23792	.32756	4878	1.2259	.70021	.57120	.43122	.22073	.13458
3462	.68228	.35786	.52451	.42880	.27102	.21526	4880	.62829	.36525	.58134	.47671	.26181	.16877

Appendix 4–2.6. L-moments of storm depth defined by 48-hour minimum interevent time for hourly rainfall stations in Texas—Continued.

Station no.	Depth mean (inches)	Depth L-scale (inches)	Depth L-CV (dimensionless)	Depth L-skew (dimensionless)	Depth L-kurtosis (dimensionless)	Depth Tau5 (dimensionless)
4920	0.79432	0.47599	0.59924	0.48459	0.25134	0.16022
4934	.46400	.35400	.76293	.76836	.60452	.49153
4972	.80722	.45931	.56901	.45017	.23796	.15386
4973	1.1204	.61055	.54497	.43593	.25314	.16280
4974	.65453	.38797	.59274	.48706	.27815	.18358
4975	1.0695	.57518	.53779	.40896	.21140	.14922
4978	.80971	.49542	.61185	.46045	.21966	.11653
4979	2.4062	1.4952	.62137	.49624	.50460	.61830
4982	.72795	.42102	.57836	.44499	.22305	.13340
5018	.83556	.46663	.55846	.40933	.20354	.13834
5048	.61439	.36822	.59933	.51789	.28687	.19297
5049	.58333	.33599	.57599	.54993	.33553	.25483
5056	--	--	--	--	--	--
5057	.53245	.36208	.68002	.54845	.29746	.17489
5060	.82675	.56524	.68369	.55441	.32413	.21798
5081	1.0146	.56289	.55478	.40168	.20744	.13923
5094	.95013	.54083	.56922	.44336	.23329	.15025
5113	.84896	.52381	.61700	.51403	.28617	.18455
5114	--	--	--	--	--	--
5123	.81417	.49250	.60491	.49503	.19192	-.08276
5192	.94316	.53938	.57189	.44333	.22803	.13663
5193	.92539	.54037	.58393	.45068	.23367	.15675
5224	1.1796	.68516	.58085	.46161	.28618	.20050
5228	.90028	.53310	.59215	.42928	.20312	.12971
5235	.82250	.48361	.58797	.44329	.29137	.24974
5247	.64372	.36189	.56218	.44471	.21701	.12562
5258	.90800	.52828	.58180	.46846	.26364	.16941
5303	.81223	.50804	.62549	.52032	.30803	.21883
5312	.79877	.46550	.58277	.47712	.24764	.16555
5341	2.5910	2.0057	.77409	.69727	.43321	.12251
5342	--	--	--	--	--	--
5348	1.0913	.59261	.54301	.39426	.18206	.10993
5358	.70764	.41471	.58604	.46640	.24634	.15038
5398	1.0185	.57397	.56353	.42508	.22307	.14584
5410	.62867	.37076	.58976	.48979	.27225	.18107
5411	.54831	.35830	.65346	.51368	.27912	.18226
5424	1.1781	.73676	.62539	.45137	.22439	.15019
5429	.86021	.52264	.60758	.47156	.24811	.16766
5431	1.2050	.61227	.50811	.32294	.03770	-.04863
5461	1.0228	.58681	.57374	.44086	.24085	.16415
5463	1.0192	.57513	.56429	.44291	.22506	.15156
5471	.31308	.19769	.63145	.51539	.27626	.25897
5477	1.4292	1.1490	.80398	.83620	.75666	.71198
5528	.98316	.54507	.55441	.42052	.22547	.14466
5579	--	--	--	--	--	--
5580	1.0413	.47124	.45253	.07353	-.09547	.01191
5589	.44667	.23915	.53541	.30841	.07831	.03602
5590	.53194	.30638	.57596	.45235	.24682	.17309
5591	.49909	.26829	.53756	.41810	.23183	.16156
5592	.44663	.25979	.58167	.47097	.26171	.16920
5594	.41829	.24360	.58237	.51771	.31867	.21273
5595	--	--	--	--	--	--
5596	.58105	.32687	.56254	.51151	.27719	.18885
5600	.52726	.31650	.60028	.50765	.30469	.22187
5618	1.5492	1.0310	.66551	.60663	.49194	.47512
5650	.90333	.43970	.48675	.36030	.13094	-.08626
5656	.68913	.39917	.57924	.49638	.25674	.17184
5658	.64164	.38748	.60390	.50000	.29350	.19989
5661	.95515	.62775	.65723	.59930	.37625	.27477
5666	.76727	.50022	.65194	.54548	.32009	.19943
5695	.95183	.53016	.55699	.43318	.24090	.16205
5742	.40462	.27462	.67871	.68806	.57805	.54427
5766	2.5756	1.6425	.63773	.58126	.33548	.06393
5770	.69720	.40853	.58596	.47018	.24210	.14367
5775	.54625	.31696	.58025	.32282	.00732	.07042
5779	.80333	.43974	.54739	.40638	.16808	.03413
5840	.81683	.47757	.58466	.44139	.22110	.13627
5890	.48088	.31131	.64736	.51466	.28432	.18639
5891	.50589	.25641	.50686	.34837	.14809	.09284
5897	.97105	.54858	.56493	.44455	.22533	.15404
5957	0.86640	0.49659	0.57316	0.45455	0.24283	0.16722
5958	.81478	.45039	.55277	.36902	.15251	.08490
5973	.65371	.44593	.68214	.55160	.29237	.16834
5996	.83384	.47572	.57052	.44106	.22791	.15641
6017	.66071	.42798	.64775	.51703	.27374	.15372
6024	1.2655	.73452	.58043	.43246	.23801	.18085
6050	.78471	.38838	.49494	.41151	.13079	.02860
6104	.60614	.36582	.60352	.51145	.29374	.19235
6108	1.1082	.61577	.55565	.41302	.20793	.13559
6136	.56306	.31745	.56379	.47268	.23931	.14379
6166	.55317	.30986	.56014	.41603	.16975	.06747
6176	1.0763	.62442	.58017	.46917	.27972	.17070
6177	1.0910	.62168	.56981	.44453	.23977	.16153
6210	.98156	.55842	.56890	.43258	.22095	.14843
6211	1.0487	.61106	.58269	.41525	.19660	.12463
6270	1.1363	.61750	.54343	.41680	.21565	.14496
6275	--	--	--	--	--	--
6276	2.2590	1.4599	.64625	.44341	.19803	.21851
6335	.94414	.52678	.55794	.41153	.20816	.13832
6434	.75133	.34752	.46254	.28912	.16763	.12480
6504	.62121	.36440	.58659	.48340	.25162	.15830
6558	.80545	.50000	.62077	.46642	.27720	.32125
6615	.73960	.44459	.60112	.53534	.31379	.22472
6660	.91921	.52313	.56911	.43841	.22653	.11947
6663	1.0153	.56373	.55524	.42427	.24126	.16296
6734	.65992	.38522	.58373	.44812	.23513	.14975
6736	.65313	.38629	.59144	.50652	.28170	.18339
6740	1.7755	.94418	.53180	.15643	-.16599	-.04750
6750	1.1023	.77331	.70153	.57108	.33003	.20845
6757	.98643	.57145	.57931	.43282	.22608	.15231
6775	.61948	.35900	.57952	.43933	.22360	.13916
6776	.64512	.36540	.56641	.46235	.24426	.15849
6788	.96214	.53494	.55599	.41995	.22234	.11625
6792	.49942	.28026	.56116	.45881	.23255	.13887
6794	3.4322	2.0500	.59728	.32466	-.08420	-.28970
6834	1.1021	.61270	.55593	.43180	.22209	.15018
6893	.44876	.25621	.57094	.52543	.31318	.21032
6935	.63025	.36474	.57872	.50199	.27921	.18295
6981	.91674	.51930	.56646	.42637	.22535	.15100
7020	.93424	.57834	.61905	.50028	.29219	.19883
7060	.71188	.40850	.57384	.47545	.25067	.16202
7066	1.0641	.59727	.56129	.42288	.21879	.14165
7074	.59266	.35680	.60203	.50609	.28971	.19551
7097	1.0117	.55796	.55153	.40369	.17865	.08601
7116	.63741	.36728	.57620	.45928	.26325	.18407
7140	1.0641	.68038	.63938	.51534	.28744	.18493
7173	1.2119	.78362	.64661	.49837	.27529	.18230
7174	1.1426	.73417	.64255	.49516	.27292	.18664
7213	.93948	.52957	.56369	.41700	.20009	.11489
7243	.79552	.45240	.56868	.45094	.23328	.15723
7262	.27576	.15930	.57767	.43081	.23499	.17376
7274	.82773	.45675	.55181	.45335	.25962	.16863
7300	.79976	.46076	.57612	.44038	.23774	.15835
7311	.83261	.47387	.56914	.46861	.20711	.13283
7363	1.4727	1.1036	.74938	.62779	.35695	.22103
7422	.88267	.52998	.60043	.47866	.26277	.18151
7431	.57499	.33774	.58739	.49140	.26851	.17578
7481	.47044	.28696	.60997	.54530	.33665	.22676
7497	.93620	.53482	.57127	.45917	.24144	.18248
7498	.94056	.55225	.58715	.47948	.26111	.19771
7499	.84129	.47364	.56299	.45511	.23651	.15712
7531	.88969	.49695	.55857	.41353	.20315	.11536
7534	.85481	.51797	.60595	.49936	.31174	.24202
7556	.88165	.51240	.58118	.46945	.24581	.15707
7594	1.0573	.60092	.56834	.42975	.22704	.15262
7596	.98295	.55970	.56940	.37104	.14306	.09265
7608	.86374	.52613	.60913	.45367	.23354	.16219
7622	.28765	.21882	.76074	.64503	.39142	.28283
7700	1.0438	.59902	.57389	.42573	.22009	.14311
7706	.73926	.43821	.59277	.48595	.26946	.17978

Appendix 4–2.6. L-moments of storm depth defined by 48-hour minimum interevent time for hourly rainfall stations in Texas—Continued.

Station no.	Depth mean (inches)	Depth L-scale (inches)	Depth L-CV (dimensionless)	Depth L-skew (dimensionless)	Depth L-kurtosis (dimensionless)	Depth Tau5 (dimensionless)	Station no.	Depth mean (inches)	Depth L-scale (inches)	Depth L-CV (dimensionless)	Depth L-skew (dimensionless)	Depth L-kurtosis (dimensionless)	Depth Tau5 (dimensionless)
7718	0.89592	0.53734	0.59976	0.50568	0.31166	0.21059	8910	1.0869	0.68923	0.63411	0.45688	0.16995	-0.00035
7745	1.0854	.63831	.58807	.45236	.24795	.16768	8911	.81349	.48541	.59670	.43858	.21877	.14560
7922	.33160	.19053	.57458	.45715	.25183	.15994	8924	.41957	.21776	.51901	.40290	.19662	.10312
7936	1.1618	.65266	.56176	.43011	.23513	.16544	8929	1.9018	1.4536	.76434	.70248	.57380	.62487
7943	.57049	.37005	.64865	.50021	.25589	.15374	8942	1.1250	.63058	.56051	.43425	.22805	.14686
7944	.71581	.41464	.57926	.37223	.12930	.04664	8944	.96431	.58365	.60526	.47301	.26965	.18677
7945	.75653	.50488	.66736	.52562	.29443	.20245	8996	.96904	.57582	.59422	.44896	.23317	.15466
7947	1.1309	.68889	.60914	.51509	.30929	.22526	9014	1.6370	.92500	.56506	.44793	.35547	.38715
7948	.81946	.50905	.62121	.49060	.26865	.18205	9037	.43245	.26059	.60258	.53372	.33398	.23074
7951	.96067	.53057	.55229	.41200	.20882	.13311	9106	.41374	.27508	.66485	.61479	.42746	.33763
7953	.69840	.45544	.65213	.53106	.26216	.09578	9107	.49885	.30451	.61042	.45668	.20478	.16321
7981	.80288	.48759	.60729	.46193	.21000	.09964	9129	.58826	.38782	.65927	.54227	.28618	.16163
7990	.82553	.56334	.68240	.55141	.27890	.11657	9163	.79311	.45850	.57811	.45575	.23340	.13719
7992	1.3508	.71583	.52992	.23357	.01662	.09059	9213	.88426	.52726	.59628	.42320	.21167	.14940
7997	.65763	.39448	.59985	.49263	.30028	.21389	9214	2.3225	1.5869	.68327	.65500	.48982	.44772
7999	.47846	.29615	.61897	.48477	.24274	.07834	9222	.84295	.50276	.59643	.45357	.22442	.12530
8022	.57898	.34080	.58862	.41159	.11456	.02696	9248	.63022	.35236	.55911	.43208	.20273	.12674
8023	.64056	.37530	.58589	.48964	.26158	.17087	9266	.74232	.40333	.54334	.36354	.11731	.04654
8047	.85965	.48943	.56933	.43412	.21844	.14103	9270	.53433	.30981	.57980	.52647	.30939	.20821
8060	.71699	.48089	.67071	.51973	.22767	.08543	9295	.29000	.18838	.64959	.53376	.28862	.16118
8062	.93633	.64489	.68873	.52073	.23865	.10599	9304	--	--	--	--	--	--
8068	.45818	.28576	.62368	.50142	.28011	.14453	9307	.77885	.40781	.52361	.40217	.20928	.12547
8081	.84191	.52801	.62716	.52483	.30431	.21191	9328	.65150	.37850	.58097	.44184	.22033	.12467
8089	.64161	.36112	.56283	.36365	.15561	.11960	9329	.80556	.39139	.48586	.21282	.10828	.35121
8221	1.4010	.62856	.44865	.33065	.25307	.07804	9345	--	--	--	--	--	--
8252	.61959	.36007	.58114	.47750	.25063	.15702	9363	.76766	.50378	.65626	.51061	.27092	.17189
8265	1.1155	.67273	.60308	.47420	.26757	.18570	9364	.86509	.57947	.66984	.53174	.29792	.20301
8289	.68108	.25233	.37048	.09400	.02702	.11310	9365	.52571	.32648	.62101	.57626	.36416	.24864
8305	.42849	.24537	.57265	.50883	.29968	.19980	9371	.91134	.49208	.53995	.35581	.12540	.06905
8335	1.0959	.61507	.56124	.41695	.22946	.16536	9417	.87991	.50818	.57754	.42441	.21147	.13709
8400	.56931	.32516	.57114	.47755	.28600	.19161	9419	.79174	.48587	.61367	.44862	.22427	.14959
8445	.97302	.59285	.60929	.47652	.25522	.16839	9435	.64789	.35227	.54372	.43849	.29564	.25098
8446	.87484	.49965	.57113	.43281	.20964	.12880	9491	.98217	.56091	.57109	.43155	.22295	.14851
8451	.65263	.39193	.60054	.47946	.25288	.15558	9499	.70261	.40591	.57772	.45465	.20278	.11118
8531	.88242	.48907	.55424	.41462	.21602	.14332	9522	3.3160	2.8510	.85977	.83655	.63346	.40196
8541	.82039	.47511	.57912	.45968	.24446	.12412	9527	.63425	.36336	.57290	.48531	.24729	.14886
8544	.99473	.60203	.60522	.50930	.29770	.21274	9532	.85481	.49359	.57742	.45862	.25379	.17272
8545	.46385	.18744	.40409	.14924	.22311	.24383	9544	--	--	--	--	--	--
8563	.97976	.55585	.56733	.45672	.24021	.16490	9565	.74958	.44451	.59302	.47749	.24507	.14530
8566	.69757	.40694	.58336	.44351	.21994	.13843	9570	.71159	.39609	.55663	.46506	.22651	.14142
8583	.77659	.44193	.56906	.45530	.21157	.15245	9574	.77333	.42381	.54803	.38462	.13829	.09454
8584	.84774	.48261	.56929	.43638	.21352	.14114	9588	.75832	.48334	.63738	.53001	.28434	.16747
8623	.88519	.48659	.54970	.42490	.20729	.13208	9665	.99898	.56598	.56656	.43887	.23834	.16602
8625	.83718	.48249	.57633	.44819	.24234	.16105	9715	.88309	.50073	.56702	.43009	.22449	.15261
8630	.62414	.35512	.56898	.43725	.20355	.11700	9729	.73103	.45053	.61629	.45364	.22504	.14695
8631	.70266	.40619	.57807	.46310	.24939	.15496	9772	.95668	.60932	.63692	.51864	.30112	.20257
8646	.83744	.48340	.57723	.42823	.20975	.13570	9814	.74069	.44276	.59777	.40680	.15577	.09759
8647	.61314	.35675	.58185	.49348	.26348	.16498	9815	.97305	.57792	.59393	.47343	.26002	.18299
8677	.82549	.45985	.55707	.46363	.25018	.14968	9816	.80268	.50430	.62827	.51413	.26740	.13202
8696	1.9150	1.1621	.60685	.30892	-.00795	-.00574	9817	.79489	.44603	.56112	.44524	.22734	.15388
8743	1.0574	.61265	.57938	.44468	.23771	.15760	9829	.49204	.29559	.60075	.52148	.29859	.18747
8761	.58169	.33772	.58058	.49367	.25341	.14734	9830	.37445	.23084	.61646	.50414	.25651	.14911
8778	1.0246	.56426	.55072	.42054	.21681	.14549	9858	.61892	.35757	.57773	.45947	.24189	.14697
8845	.92356	.55839	.60461	.48487	.25428	.16530	9893	.78436	.45575	.58105	.45584	.24192	.15691
8859	1.0373	.57127	.55074	.40887	.21388	.14263	9916	1.0883	.58216	.53494	.38797	.18933	.12307
8898	.97207	.56196	.57811	.44873	.23710	.15280	9976	.73135	.44325	.60607	.49006	.25798	.16465
8908	.92458	.55679	.60221	.47594	.27052	.20928							

Appendix 4–2.7. L-moments of storm depth defined by 72-hour minimum interevent time for hourly rainfall stations in Texas.

[--, not available]

Station no.	Depth mean (inches)	Depth L-scale (inches)	Depth L-CV (dimen-sionless)	Depth L-skew (dimen-sionless)	Depth L-kurtosis (dimen-sionless)	Depth Tau5 (dimen-sionless)
0015	--	--	--	--	--	--
0016	0.79118	0.48981	0.61909	0.46236	0.23737	0.15231
0050	.91381	.49599	.54277	.36918	.17518	.12981
0054	.90762	.52595	.57949	.56502	.40463	.23852
0120	2.4300	1.4289	.58804	.37391	.36266	.63109
0145	.83174	.57865	.69571	.58620	.38347	.30496
0146	.79652	.46466	.58337	.49115	.29937	.20283
0174	.70855	.42322	.59730	.51718	.29293	.19873
0178	1.0783	.68167	.63215	.38631	.08802	.11247
0179	.60190	.37682	.62604	.52035	.30920	.22080
0202	.97635	.51893	.53150	.38752	.16198	.10048
0206	1.0673	.58115	.54451	.41195	.21280	.14154
0208	--	--	--	--	--	--
0211	.63835	.41033	.64280	.49210	.25216	.15683
0244	1.1025	.54528	.49459	.23652	.10489	.12652
0248	.60878	.35502	.58317	.48636	.26086	.16575
0262	1.1456	.65474	.57153	.43452	.23362	.15549
0271	2.2637	1.2830	.56677	.08448	-.35477	-.08114
0380	1.0454	.65427	.62588	.51152	.30667	.21454
0394	1.0120	.66500	.65711	.38647	.00000	-.61353
0408	3.6150	2.3568	.65195	.38445	-.01879	-.27959
0427	1.1667	.71225	.61050	.45072	.17768	.10352
0428	.98112	.60688	.61856	.45177	.22666	.15033
0429	1.1947	.78517	.65723	.48742	.24042	.15088
0463	.77128	.46379	.60133	.56587	.40493	.29001
0493	1.4956	.48250	.32262	.14352	.19936	.12106
0495	.54649	.30591	.55978	.44245	.23957	.16123
0496	.29636	.14667	.49489	.43211	.27007	.09429
0498	.26625	.06446	.24212	.16898	.58449	.20776
0509	1.0437	.60566	.58032	.46235	.25955	.17930
0518	1.1293	.63612	.56330	.43341	.23941	.16061
0521	.81095	.54033	.66629	.62740	.50018	.42490
0556	.83211	.48167	.57886	.42870	.18454	.10576
0569	1.3453	.80993	.60205	.46631	.24134	.15595
0572	1.1454	.68515	.59818	.47119	.26786	.19326
0576	.87760	.59624	.67940	.54310	.30618	.22818
0580	.97576	.59380	.60855	.49330	.27284	.17337
0587	1.2892	.77381	.60020	.44909	.24558	.17599
0605	1.1929	.57947	.48577	.33212	.16470	.11150
0639	1.0368	.62156	.59952	.47815	.24859	.16496
0655	--	--	--	--	--	--
0665	1.0351	.60624	.58568	.43423	.22449	.15163
0689	.97556	.60399	.61912	.50568	.28384	.18943
0690	.85567	.48421	.56589	.45939	.23160	.15818
0691	.98273	.56389	.57380	.43029	.22938	.15257
0708	1.0779	.61016	.56604	.44213	.20307	.10620
0738	1.0287	.58265	.56641	.42152	.21814	.14129
0776	.69867	.42102	.60260	.48993	.26280	.16362
0779	.69607	.40727	.58510	.51621	.26866	.15559
0784	.70924	.43021	.60658	.50237	.26837	.16769
0786	.55786	.34260	.61414	.45314	.21790	.12955
0917	1.4278	.79056	.55370	.40865	.21743	.13807
0923	3.5463	2.2045	.62163	.28732	-.14346	-.17197
0926	1.0054	.58122	.57812	.43894	.22464	.14507
0950	.50840	.32403	.63736	.56394	.35266	.23907
0996	2.8512	1.8223	.63913	.35228	.01029	.01068
1013	1.0074	.65289	.64809	.60110	.39147	.28267
1017	.85971	.50063	.58233	.45387	.24460	.16806
1042	2.0200	.99000	.49010	.31313	.28620	.36027
1048	1.6278	1.0550	.64812	.70902	.57158	.37463
1053	.82677	.48839	.59072	.44647	.21478	.13014
1057	.78104	.45016	.57636	.43790	.22123	.13553
1063	2.7513	1.7945	.65224	.43835	.21564	.27396
1068	1.0438	.57917	.55487	.40932	.20380	.13055
1080	.61648	.35371	.57376	.48540	.29689	.19908
1081	1.0582	.59656	.56376	.43789	.24123	.15056
1133	.37000	.22889	.61862	.30291	-.02913	.09466
1136	.86982	.59838	.68793	.54554	.29890	.19131
1138	2.5750	1.3510	.52466	.55070	.33506	.26400
1139	1.3827	.76254	.55149	.32694	.09372	.04128
1154	1.0909	0.66687	0.61131	0.43595	0.18909	0.09968
1165	.76923	.43848	.57002	.39827	.17335	.10866
1185	.52979	.29048	.54830	.41833	.21094	.13074
1186	1.1214	.74634	.66552	.55270	.31849	.17137
1188	.79400	.24600	.30982	.47967	.63415	.99187
1245	2.2700	1.7197	.75759	.65134	.46016	.41373
1246	1.1137	.60760	.54559	.41054	.20824	.14529
1267	.75705	.49296	.65116	.56144	.35401	.25095
1304	.94767	.56918	.60061	.46823	.26488	.18790
1325	1.1578	.68676	.59317	.44367	.22283	.14941
1429	.99292	.58535	.58953	.45574	.23809	.15667
1431	1.0765	.61988	.57582	.42620	.21087	.13393
1432	1.0701	.62223	.58148	.42818	.22400	.15736
1433	1.0545	.60584	.57455	.44194	.23834	.15050
1434	1.0527	.60463	.57437	.42003	.20579	.13405
1435	1.0522	.59787	.56823	.40049	.18665	.11997
1436	1.1048	.62879	.56914	.42420	.21755	.13693
1437	.74235	.56316	.75862	.63238	.34421	.18028
1438	1.0297	.59386	.57673	.42332	.21223	.13895
1462	--	--	--	--	--	--
1492	.89667	.51566	.57508	.46293	.25220	.18366
1500	1.8967	1.2144	.64030	.56914	.47785	.63181
1528	.86383	.52256	.60494	.49085	.25732	.16870
1541	1.3909	.81288	.58442	.46655	.24108	.13002
1569	1.1106	.68428	.61614	.47772	.26246	.19976
1632	.67000	.25700	.38358	-.24514	.08560	-.27237
1641	.71292	.41009	.57523	.46961	.27395	.17998
1646	.70323	.40609	.57746	.47575	.23813	.15119
1663	1.7250	1.1112	.64419	.55230	.38097	.32276
1671	1.0829	.63784	.58901	.45374	.23000	.14949
1680	.96121	.55307	.57539	.45051	.24985	.17037
1694	.79694	.47935	.60149	.50094	.23462	.13019
1696	.75290	.43341	.57565	.42977	.21464	.13450
1697	.64968	.39436	.60701	.45516	.18473	.05616
1698	.80052	.46827	.58495	.47588	.25361	.15199
1720	.94417	.58361	.61812	.49732	.21361	.11166
1761	.71170	.43780	.61514	.43530	.20334	.12372
1773	1.2999	.72090	.55460	.41451	.21339	.13945
1810	1.1033	.52417	.47508	.38269	.14793	.07586
1823	2.2150	1.6693	.75363	.70646	.52546	.32157
1870	1.1518	.64514	.56012	.39047	.18026	.11616
1875	1.6260	.68089	.41875	.20953	.05644	-.04178
1876	.94031	.50174	.53359	.34549	.11955	.07127
1889	1.0991	.68402	.62236	.47257	.26539	.19640
1903	.71057	.38202	.53762	.45047	.24193	.16850
1914	2.2343	1.2276	.54945	.56788	.56905	.57060
1920	1.0506	.58081	.55283	.41368	.22298	.16755
1921	1.2439	.69067	.55526	.41578	.21888	.14815
1937	1.2129	.66569	.54883	.43006	.24581	.14739
1956	1.2962	.73470	.56682	.41981	.22219	.15417
1970	3.7243	2.9829	.80092	.67088	.42529	.42369
2014	.92426	.62712	.67851	.51695	.25274	.13838
2015	.96692	.66145	.68408	.54696	.31035	.20470
2019	2.7075	1.6361	.60427	.30474	.00742	-.00546
2024	1.0545	.57578	.54600	.41448	.22618	.15661
2042	.23375	.13018	.55691	.37174	.32785	.41015
2043	.35914	.20285	.56483	.45210	.27549	.20093
2048	.89746	.54090	.60270	.48216	.24959	.16192
2050	.56447	.41071	.72761	.62131	.39053	.26800
2051	.71070	.43702	.61492	.47060	.21080	.08968
2053	.37500	.24433	.65156	.57299	.32469	.09550
2073	1.0940	.65085	.59491	.49159	.30641	.22039
2082	.58108	.34407	.59212	.49558	.28320	.19104
2086	1.0809	.60415	.55896	.42575	.22404	.15051
2088	1.3179	.68135	.51701	.31392	.15801	.18846
2090	1.0741	.56080	.52209	.39543	.20278	.13656
2096	1.0405	.57597	.55355	.42372	.22907	.15334
2128	1.0429	.59864	.57402	.40648	.18482	.11932
2131	.95378	.53544	.56139	.43677	.22556	.14653
2142	3.5920	1.3060	.36359	.82542	.73201	.51455

Appendix 4–2.7. L-moments of storm depth defined by 72-hour minimum interevent time for hourly rainfall stations in Texas—Continued.

Station no.	Depth mean (inches)	Depth L-scale (inches)	Depth L-CV (dimensionless)	Depth L-skew (dimensionless)	Depth L-kurtosis (dimensionless)	Depth Tau5 (dimensionless)	Station no.	Depth mean (inches)	Depth L-scale (inches)	Depth L-CV (dimensionless)	Depth L-skew (dimensionless)	Depth L-kurtosis (dimensionless)	Depth Tau5 (dimensionless)
2160	0.82500	0.58864	0.71350	0.65266	0.53951	0.53651	3463	1.0403	0.65431	0.62894	0.51530	0.35613	0.31701
2206	1.2713	.74245	.58401	.42026	.20389	.14070	3476	.97903	.57434	.58664	.44434	.23460	.15661
2238	.57986	.38564	.66506	.51003	.22162	.07723	3485	2.1130	1.6557	.78356	.65694	.30081	-.06228
2240	.65804	.37064	.56325	.37140	.14437	.03942	3507	1.1559	.64724	.55995	.41628	.19018	.11094
2242	1.0250	.58643	.57215	.40015	.20529	.13749	3546	1.3253	.74774	.56421	.42173	.21926	.14621
2244	1.1186	.65267	.58345	.43708	.23338	.15304	3547	.96274	.53176	.55234	.38937	.17600	.11119
2247	1.1604	.69248	.59676	.41623	.20228	.14246	3579	1.0543	.55502	.52641	.31526	.08094	.05798
2309	1.3157	.69119	.52533	.40834	.24496	.17643	3642	1.1555	.66005	.57121	.43896	.23081	.15195
2312	1.2988	.66545	.51237	.36292	.15940	.07553	3646	.97089	.55240	.56896	.43439	.23350	.15690
2334	1.5050	.88961	.59110	.45316	.28639	.23022	3668	4.1383	2.2997	.55570	.68677	.74417	.64212
2336	.93695	.50613	.54018	.37015	.14984	.08586	3673	2.3844	1.6978	.71202	.51716	.25790	.32671
2354	.62533	.33695	.53884	.31795	.09890	.10927	3686	1.1002	.59388	.53978	.39978	.19875	.13971
2355	.95281	.60916	.63933	.49704	.26204	.14857	3691	1.0434	.59373	.56901	.43689	.23047	.15653
2357	.71116	.48235	.67826	.52971	.28323	.18323	3734	4.6500	3.3062	.71101	.51289	.26401	.22858
2360	.69096	.46563	.67389	.54164	.30982	.21459	3771	1.1429	.63312	.55397	.41264	.19686	.13063
2361	.80558	.55414	.68788	.63354	.46741	.39479	3789	.41019	.22529	.54924	.45088	.26870	.17120
2394	1.1261	.64343	.57137	.42316	.21183	.12924	3826	.90314	.47855	.52988	.40488	.22280	.14262
2404	1.0437	.59861	.57352	.43430	.22912	.15683	3831	1.0763	.61741	.57364	.41256	.18748	.11501
2415	1.2934	.72785	.56276	.42340	.22281	.14346	3841	1.0338	.58460	.56550	.41867	.18615	.10625
2462	1.1772	.65845	.55934	.41783	.21296	.13944	3871	.86126	.49898	.57937	.45008	.24153	.15849
2528	.90620	.48570	.53598	.33422	.07565	-.00060	3884	2.2788	1.4730	.64642	.42951	.17590	.25470
2617	.75146	.44764	.59569	.50352	.31061	.20753	3941	1.3354	.70310	.52652	.27443	.10014	.12388
2619	.75414	.42836	.56802	.42021	.18516	.08677	3963	--	--	--	--	--	--
2621	.78912	.46273	.58638	.47071	.25100	.15311	4040	.83725	.47540	.56781	.43863	.23659	.15914
2675	1.1266	.66007	.58589	.47534	.27171	.18529	4058	2.2567	1.6508	.73154	.73808	.64172	.48653
2676	1.1889	.69405	.58378	.45052	.22236	.16334	4098	.63894	.35975	.56304	.46540	.23325	.13723
2679	.84473	.54555	.64583	.53505	.29175	.17874	4100	.83069	.50515	.60811	.50264	.29678	.19822
2715	.94475	.53114	.56219	.42908	.23282	.15599	4137	1.0681	.57281	.53632	.41075	.21738	.15719
2744	.83800	.47776	.57012	.43672	.21763	.14096	4191	.95305	.57382	.60209	.47543	.23974	.14461
2758	.79344	.54719	.68964	.54997	.27617	.15318	4256	--	--	--	--	--	--
2794	.67714	.39238	.57947	.22136	-.06917	-.08617	4257	1.3210	.73172	.55389	.41924	.22532	.15058
2797	.35410	.22377	.63193	.50352	.28354	.19455	4258	1.3821	.79144	.57262	.46156	.25693	.15719
2811	.81403	.47566	.58432	.45676	.22549	.13939	4278	.99303	.57465	.57868	.43252	.21911	.14061
2813	.93000	.52933	.56918	.36164	.08296	-.05198	4299	.45473	.20817	.45778	.27675	.09087	.03916
2814	.52143	.40333	.77352	.62834	.28689	-.07910	4300	1.3025	.80665	.61929	.46918	.25033	.16445
2815	.80127	.47513	.59296	.52248	.28065	.14984	4305	1.2230	.76055	.62189	.45524	.23324	.15857
2818	.88685	.53174	.59958	.47265	.28191	.22563	4307	1.3794	.88637	.64256	.51246	.31258	.23373
2986	1.4312	.76291	.53304	.37313	.20973	.16289	4309	1.2837	.74405	.57962	.43128	.23117	.15842
3005	.97568	.53194	.54520	.40673	.21267	.14574	4311	1.3089	.75646	.57794	.42347	.21053	.13511
3033	.38339	.22573	.58877	.51265	.31691	.22520	4313	1.3932	.82335	.59099	.47388	.26498	.17148
3034	--	--	--	--	--	--	4319	1.1729	.63557	.54188	.41794	.22498	.12915
3047	1.9244	1.4814	.76977	.71429	.56886	.48646	4329	1.2487	.72386	.57968	.44590	.23948	.15739
3103	1.0796	.69186	.64087	.54066	.25357	.11512	4331	--	--	--	--	--	--
3133	1.1239	.62421	.55538	.41931	.22763	.14842	4375	1.0230	.60258	.58902	.49552	.27978	.19213
3156	1.2198	.73808	.60507	.51042	.30688	.21106	4392	1.4685	.83684	.56988	.41637	.21348	.14053
3171	1.0476	.58776	.56107	.42031	.21354	.13521	4425	.62940	.36242	.57582	.47616	.25087	.16213
3189	.57482	.33083	.57554	.48405	.27196	.17659	4440	.88460	.51253	.57939	.44190	.24365	.16939
3260	.80929	.47501	.58695	.39550	.14518	.07185	4476	.98521	.52997	.53792	.41733	.22621	.14732
3267	.75700	.49631	.65562	.56382	.36083	.25731	4498	.27667	.12389	.44779	.14029	.03587	.01025
3270	.79887	.44959	.56279	.46265	.24656	.17167	4517	.98336	.56413	.57367	.43035	.22106	.13958
3272	.28556	.14472	.50681	.19879	.10200	.26213	4520	1.0225	.57722	.56453	.45726	.25463	.18314
3277	.21818	.13709	.62833	.51370	.26393	.21662	4525	3.0943	2.4119	.77947	.70259	.48746	.15420
3278	.71335	.42204	.59163	.46749	.23020	.13595	4563	1.4111	.86417	.61240	.29320	-.08853	-.12949
3280	.45664	.27795	.60869	.46871	.22304	.10890	4570	.83100	.48651	.58546	.47340	.25394	.16215
3281	.44111	.22002	.49878	.35404	.18003	.11633	4577	1.2695	.70618	.55627	.42568	.23499	.16366
3283	1.0081	.62395	.61892	.46408	.24480	.15910	4591	1.1150	.64264	.57638	.42762	.21820	.14245
3284	1.0517	.59378	.56459	.42851	.22019	.13829	4670	.81425	.47124	.57875	.45530	.24080	.15911
3285	1.1015	.61635	.55958	.42155	.19985	.12635	4671	.71671	.43887	.61235	.43100	.16836	.07366
3329	.94709	.57544	.60759	.47595	.25857	.17773	4679	1.0750	.62647	.58276	.47145	.26782	.18764
3335	1.3762	.75940	.55181	.43057	.23413	.16113	4696	.68571	.19905	.29028	-.06029	.34450	-.36842
3370	1.1453	.64043	.55920	.41770	.22077	.13887	4703	.81803	.48206	.58930	.51030	.29724	.18335
3410	.80672	.45241	.56080	.44227	.22289	.14260	4704	1.4719	.85911	.58367	.42922	.21250	.12760
3415	1.0770	.60919	.56565	.43306	.22936	.15255	4731	.82985	.53534	.64511	.52603	.31681	.22198
3430	1.1720	.74226	.63332	.48161	.25742	.17175	4792	1.0133	.55855	.55123	.41342	.19216	.12452
3431	1.3123	.86695	.66064	.53666	.32241	.22398	4819	1.3658	.69718	.51047	.34903	.16249	.09221
3441	1.0577	.59474	.56228	.44819	.28781	.20935	4852	1.7250	.84429	.48944	.07910	-.06557	.02876
3442	.62447	.36414	.58311	.45431	.21508	.10745	4866	1.0538	.58671	.55676	.41699	.21664	.14217
3446	.67172	.36508	.54350	.41785	.22688	.15611	4876	1.3737	.81586	.59392	.48876	.28336	.19690
3460	1.2346	.64563	.52296	.30795	.23564	.29042	4878	1.4956	.84445	.56464	.41697	.20615	.12165
3462	.75725	.40448	.53414	.44609	.29047	.22953	4880	.72602	.42394	.58392	.46856	.24864	.15571

Appendix 4–2.7. L-moments of storm depth defined by 72-hour minimum interevent time for hourly rainfall stations in Texas—Continued.

Station no.	Depth mean (inches)	Depth L-scale (inches)	Depth L-CV (dimen-sionless)	Depth L-skew (dimen-sionless)	Depth L-kurtosis (dimen-sionless)	Depth Tau5 (dimen-sionless)
4920	0.89935	0.53758	0.59774	0.47074	0.23347	0.14203
4934	.46400	.35400	.76293	.76836	.60452	.49153
4972	.94751	.53252	.56202	.43756	.23303	.14802
4973	1.2981	.70794	.54536	.45077	.27121	.17072
4974	.73877	.44616	.60392	.49743	.28523	.18636
4975	1.2928	.68955	.53337	.38850	.19564	.13487
4978	.95693	.61371	.64133	.51981	.30124	.20659
4979	3.1833	2.1500	.67539	.62341	.68295	.63643
4982	.83753	.48394	.57782	.44678	.23012	.13916
5018	.98498	.54985	.55824	.41188	.21717	.15804
5048	.67385	.40468	.60054	.51427	.28754	.19614
5049	.66667	.37952	.56928	.51566	.30558	.23615
5056	--	--	--	--	--	--
5057	.62647	.41490	.66228	.52034	.27074	.15895
5060	1.0483	.71938	.68624	.53881	.29008	.17640
5081	1.2221	.67082	.54889	.39060	.20222	.13278
5094	1.1188	.63271	.56553	.43298	.22725	.14771
5113	.98875	.60776	.61468	.50287	.27754	.17953
5114	--	--	--	--	--	--
5123	.88818	.52673	.59304	.42607	.12266	-.06674
5192	1.1351	.64133	.56498	.43132	.22438	.13880
5193	1.0904	.62673	.57479	.43034	.21818	.14646
5224	1.4812	.85849	.57959	.42747	.22475	.14433
5228	1.0886	.63217	.58071	.40849	.19291	.13174
5235	.96765	.62397	.64483	.55522	.39177	.32372
5247	.75016	.42445	.56581	.43712	.20772	.11743
5258	1.0732	.61468	.57273	.45387	.25253	.16150
5303	.90962	.56758	.62398	.51316	.30003	.21259
5312	.92104	.53570	.58162	.47170	.25174	.16993
5341	3.6243	2.6076	.71948	.61359	.22188	-.20581
5342	--	--	--	--	--	--
5348	1.3280	.70177	.52843	.35836	.14743	.07480
5358	.79751	.46406	.58189	.45698	.24469	.15806
5398	1.2353	.68325	.55311	.41400	.22201	.14290
5410	.72447	.43251	.59700	.48836	.26792	.17545
5411	.64791	.42092	.64965	.50549	.26774	.16622
5424	1.5053	.91260	.60624	.44580	.25178	.18410
5429	1.0093	.60244	.59689	.45089	.23651	.16621
5431	1.3145	.65945	.50166	.24198	-.04885	-.02734
5461	1.1862	.67188	.56639	.42463	.22378	.15268
5463	1.1977	.66034	.55135	.40741	.19323	.12741
5471	.45222	.25528	.56450	.39717	.20954	.36126
5477	1.5591	1.2664	.81224	.82101	.71106	.65674
5528	1.1102	.60918	.54870	.41136	.22072	.14363
5579	--	--	--	--	--	--
5580	1.9425	.95607	.49219	.23048	.27531	.37430
5589	.51542	.27458	.53273	.30103	.07941	.03718
5590	.63833	.36997	.57959	.43220	.21165	.13755
5591	.55952	.30907	.55239	.43453	.24015	.15713
5592	.50706	.30060	.59284	.49373	.29688	.20640
5594	.47333	.27605	.58321	.50278	.29368	.19221
5595	--	--	--	--	--	--
5596	.67967	.38442	.56559	.49429	.26351	.17390
5600	.58019	.34580	.59602	.50649	.31707	.23766
5618	2.1167	1.4736	.69619	.60275	.48606	.52980
5650	1.3313	.72268	.54286	.56808	.26365	.05263
5656	.80869	.46542	.57553	.47633	.24561	.16275
5658	.72465	.43679	.60276	.49508	.28522	.18761
5661	1.0648	.69035	.64836	.57884	.35508	.24863
5666	.80381	.52333	.65107	.52134	.28187	.18725
5695	1.1110	.60848	.54767	.42528	.24125	.15871
5742	.50500	.36767	.72805	.76745	.66099	.59459
5766	3.3114	2.0076	.60627	.43776	.09749	-.14635
5770	.82059	.47834	.58293	.45721	.23039	.13845
5775	.62429	.33381	.53471	.20285	-.00000	.25678
5779	.96400	.48257	.50059	.31603	.16693	.01304
5840	.92619	.54709	.59069	.46131	.25286	.16573
5890	.54991	.35160	.63937	.49860	.26696	.17258
5891	.56514	.29388	.52002	.36398	.16586	.10677
5897	1.1607	.64785	.55815	.42246	.20797	.14000
5957	1.0183	0.57759	0.56721	0.44702	0.25286	0.18039
5958	.93907	.50850	.54149	.35565	.16257	.10845
5973	.78897	.52264	.66243	.50302	.22472	.11502
5996	.96840	.54760	.56547	.42599	.21778	.14710
6017	.79286	.50908	.64209	.49539	.24280	.12039
6024	1.4384	.81249	.56486	.40960	.21750	.16109
6050	.88933	.42171	.47419	.37850	.16015	.07220
6104	.71319	.43525	.61028	.51367	.29372	.18858
6108	1.3189	.72156	.54711	.39083	.18873	.12210
6136	.65116	.36812	.56533	.46488	.23502	.14050
6166	.62232	.32769	.52656	.36444	.14106	.05696
6176	1.2772	.73995	.57936	.46400	.25339	.12899
6177	1.3274	.74042	.55778	.42210	.22700	.15306
6210	1.1570	.64460	.55714	.41457	.21599	.14221
6211	1.2663	.69713	.55054	.36540	.16314	.10340
6270	1.3733	.73585	.53582	.39872	.20710	.13845
6275	--	--	--	--	--	--
6276	2.4562	1.6534	.67314	.48007	.22130	.16859
6335	1.1289	.61998	.54918	.39294	.19427	.12591
6434	.80500	.34236	.42530	.28743	.19800	.09850
6504	.71620	.42332	.59107	.48210	.25636	.16422
6558	.88350	.51871	.58711	.44231	.30327	.35004
6615	.84181	.49825	.59187	.51467	.30115	.21314
6660	1.0427	.56792	.54467	.40135	.19493	.09346
6663	1.2908	.75561	.58540	.45011	.22834	.12724
6734	.80486	.46307	.57534	.43060	.21539	.13641
6736	.73414	.43506	.59261	.49773	.27517	.17977
6740	1.9330	.95744	.49532	.07677	-.17032	.02721
6750	1.3423	.92679	.69043	.54993	.29709	.17115
6757	1.2054	.68744	.57028	.41664	.20980	.13534
6775	.73683	.43219	.58655	.43846	.21651	.14071
6776	.76321	.43658	.57203	.44861	.22393	.14284
6788	1.1891	.64449	.54202	.36828	.16059	.08090
6792	.57161	.32469	.56803	.46967	.24583	.15532
6794	4.9417	2.1763	.44040	.04809	-.36238	.18533
6834	1.3405	.72800	.54306	.40009	.19709	.12721
6893	.49973	.28783	.57598	.52275	.30834	.20782
6935	.72176	.42464	.58834	.50618	.28313	.18253
6981	1.0607	.59302	.55909	.42719	.23917	.15942
7020	1.0190	.63981	.62786	.51553	.32082	.23455
7060	.83012	.47904	.57707	.46918	.24736	.15629
7066	1.2788	.70943	.55477	.40591	.20321	.12728
7074	.67060	.40696	.60686	.50784	.29331	.19903
7097	1.1317	.63037	.55702	.40448	.19293	.11122
7116	.74307	.43224	.58169	.44855	.23597	.15653
7140	1.2604	.79502	.63075	.50092	.27609	.18096
7173	1.5767	.99367	.63022	.46398	.23156	.14124
7174	1.5018	.92635	.61681	.45231	.23256	.15597
7213	1.1022	.60593	.54973	.40116	.19823	.11820
7243	.93376	.52725	.56466	.43560	.22487	.15204
7262	.30333	.17742	.58491	.44062	.23872	.17630
7274	.90582	.49714	.54883	.44069	.24397	.15857
7300	.91357	.51938	.56852	.42419	.22003	.13985
7311	.95750	.53124	.55482	.38697	.13182	.13438
7363	1.9075	1.3704	.71840	.56346	.25541	.16940
7422	1.0162	.60577	.59608	.46753	.25397	.17147
7431	.63744	.37585	.58963	.48706	.26696	.17660
7481	.52734	.32024	.60728	.52806	.31485	.21073
7497	1.1111	.62200	.55979	.44172	.24161	.17805
7498	1.1367	.65415	.57545	.45385	.26204	.21881
7499	.96641	.54234	.56119	.44587	.23087	.15163
7531	1.0388	.57991	.55826	.41747	.19884	.08734
7534	.99585	.59669	.59917	.49013	.30651	.24197
7556	1.0383	.59749	.57545	.45632	.24255	.15766
7594	1.2473	.70354	.56406	.41537	.21389	.14264
7596	1.0707	.60955	.56929	.34974	.10494	.06042
7608	1.0632	.63156	.59402	.43102	.22050	.16114
7622	.34929	.25610	.73321	.57670	.30711	.26705
7700	1.2993	.72921	.56125	.40881	.21218	.13753
7706	.85173	.50137	.58866	.47536	.26505	.18276

Appendix 4–2.7. L-moments of storm depth defined by 72-hour minimum interevent time for hourly rainfall stations in Texas—Continued.

Station no.	Depth mean (inches)	Depth L-scale (inches)	Depth L-CV (dimensionless)	Depth L-skew (dimensionless)	Depth L-kurtosis (dimensionless)	Depth Tau5 (dimensionless)
7718	1.0097	0.60460	0.59881	0.51459	0.33265	0.22120
7745	1.3455	.77678	.57730	.43481	.24109	.15584
7922	.38371	.22096	.57583	.46245	.26956	.18826
7936	1.4332	.79395	.55398	.41090	.21540	.14577
7943	.65485	.41901	.63985	.48634	.24385	.14789
7944	.92455	.55737	.60286	.43377	.19936	.07272
7945	.91498	.60023	.65601	.50612	.27545	.18600
7947	1.3326	.78129	.58631	.47766	.28226	.19452
7948	.91924	.56547	.61515	.47291	.24810	.16769
7951	1.1791	.65040	.55162	.40710	.20832	.13596
7953	.80814	.52622	.65115	.53758	.28384	.12189
7981	.86379	.52742	.61059	.47307	.22579	.11376
7990	1.0817	.72172	.66719	.52187	.26121	.12501
7992	2.6850	1.3563	.50515	.43352	.33030	-.15483
7997	.70473	.41923	.59488	.47757	.27897	.19053
7999	.47846	.29615	.61897	.48477	.24274	.07834
8022	.61674	.36461	.59120	.40068	.09474	.01150
8023	.72048	.42235	.58621	.48441	.26225	.17278
8047	.99049	.55668	.56203	.42184	.21538	.13867
8060	.82653	.53934	.65254	.48414	.19553	.06751
8062	1.0804	.71269	.65967	.47419	.19614	.07044
8068	.48000	.29071	.60565	.49619	.27932	.12876
8081	.98937	.61811	.62475	.51481	.29384	.20104
8089	.76500	.42048	.54964	.33837	.15960	.16389
8221	1.7512	.91232	.52095	.41202	.39049	.34351
8252	.68757	.39549	.57520	.46039	.23701	.15425
8265	1.3568	.80830	.59575	.45770	.24881	.16716
8289	.72000	.27971	.38849	.15861	.08209	.12576
8305	.48660	.28095	.57738	.51122	.30406	.20261
8335	1.2790	.70995	.55507	.40324	.21748	.15104
8400	.65000	.36503	.56159	.46621	.28829	.19718
8445	1.1742	.70334	.59901	.45393	.22944	.14520
8446	1.0659	.59526	.55844	.41243	.20118	.12501
8451	.73810	.44444	.60215	.47805	.25079	.15183
8531	1.0203	.55840	.54727	.39146	.19235	.12280
8541	.92897	.54408	.58568	.47689	.26875	.15828
8544	1.1677	.69460	.59483	.49084	.28650	.19919
8545	.50250	.18977	.37766	.08886	.26121	.26081
8563	1.1295	.63352	.56091	.44934	.24442	.16718
8566	.78120	.45406	.58124	.43580	.20916	.12199
8583	.88619	.49627	.56001	.43714	.21259	.15695
8584	.95007	.53782	.56608	.42491	.20732	.13716
8623	1.0141	.54729	.53967	.40536	.19719	.12505
8625	.97087	.54981	.56631	.42845	.22948	.15700
8630	.69193	.39335	.56848	.43733	.21138	.12605
8631	.78019	.45272	.58027	.45631	.23907	.14614
8646	.97566	.55519	.56904	.41300	.19879	.12810
8647	.72476	.42131	.58131	.47208	.24239	.14902
8677	.90563	.50007	.55218	.44516	.22499	.12983
8696	2.3825	1.5907	.66767	.45914	.18186	.11495
8743	1.2804	.72482	.56608	.42398	.22232	.14107
8761	.65725	.38213	.58141	.47340	.23010	.13149
8778	1.2202	.65552	.53722	.39030	.19416	.12786
8845	1.0872	.65234	.60001	.47165	.24403	.15768
8859	1.2374	.67213	.54317	.38887	.19626	.12912
8898	1.1376	.64160	.56401	.41929	.21443	.14111
8908	1.3053	.74051	.56732	.35081	.16670	.21231
8910	1.5478	1.1989	0.77459	0.67337	0.44525	0.29525
8911	1.0020	.58671	.58553	.42188	.20653	.13227
8924	.46195	.23841	.51609	.38871	.18168	.09363
8929	2.1478	1.6961	.78971	.72655	.59057	.62501
8942	1.3731	.75625	.55075	.41265	.20713	.12097
8944	1.1996	.72148	.60145	.46268	.25835	.17519
8996	1.1818	.68998	.58386	.42559	.21488	.14669
9014	2.3257	1.3090	.56286	.55591	.58931	.56966
9037	.47676	.28629	.60049	.52188	.31487	.20696
9106	.45388	.30236	.66617	.60865	.41774	.32865
9107	.54042	.32183	.59552	.42762	.19200	.16833
9129	.64429	.41896	.65027	.51864	.25813	.13370
9163	.92255	.53376	.57857	.45074	.23242	.14015
9213	1.0656	.64656	.60674	.44515	.24268	.18400
9214	4.5550	2.9223	.64157	.62861	.57910	.33478
9222	1.0015	.59822	.59735	.47004	.25441	.14469
9248	.64070	.36584	.57100	.44324	.21175	.14661
9266	.79942	.42268	.52873	.34665	.10081	.03584
9270	.62234	.36298	.58325	.50635	.28005	.17994
9295	.37082	.23423	.63165	.48632	.23629	.12458
9304	--	--	--	--	--	--
9307	.87450	.43879	.50176	.37938	.19631	.10401
9328	.76647	.46926	.61224	.48914	.25077	.12639
9329	1.0357	.66667	.64368	.43114	.02143	-.16286
9345	--	--	--	--	--	--
9363	.96160	.61226	.63671	.47719	.24214	.15553
9364	1.0846	.71318	.65755	.51496	.28430	.19287
9365	.61333	.35686	.58184	.55041	.35650	.21561
9371	1.0780	.56712	.52606	.29490	.07650	.05468
9417	1.0366	.59355	.57259	.41229	.20403	.13694
9419	.96716	.58003	.59972	.43255	.21635	.14698
9435	.73860	.38080	.51556	.41226	.28046	.23816
9491	1.1807	.66603	.56409	.41634	.20874	.13116
9499	.78971	.45858	.58070	.45894	.21779	.12808
9522	--	--	--	--	--	--
9527	.73209	.42411	.57931	.47633	.23242	.13331
9532	1.0083	.57661	.57185	.44537	.24616	.16888
9544	--	--	--	--	--	--
9565	.86636	.51662	.59630	.47751	.24568	.14428
9570	.86944	.48233	.55476	.44793	.22245	.14513
9574	1.0545	.45818	.43448	.25397	.10053	.05952
9588	.86683	.54189	.62513	.50146	.25789	.15171
9665	1.1534	.64377	.55813	.42456	.22765	.15556
9715	1.0459	.58735	.56156	.42328	.22479	.14974
9729	.87627	.53244	.60762	.44149	.21604	.13949
9772	1.1981	.76263	.63654	.50043	.27253	.17627
9814	.97636	.53909	.55214	.33074	.12439	.08799
9815	1.1667	.67830	.58139	.45746	.25480	.18041
9816	.86442	.54757	.63345	.50880	.25338	.11632
9817	.90870	.50843	.55951	.44124	.23505	.15991
9829	.55122	.33090	.60030	.50927	.28592	.17871
9830	.42371	.25971	.61294	.46650	.20689	.12010
9858	.71767	.41827	.58281	.45311	.23234	.13999
9893	.91033	.52488	.57658	.44897	.23717	.14750
9916	1.3120	.68342	.52090	.36420	.17204	.09856
9976	.82495	.49912	.60502	.48446	.25709	.16516

Appendix 4–3.1. L-moments of storm duration defined by 6-hour minimum interevent time for hourly rainfall stations in Texas.

[--, not available]

Station no.	Duration mean (hours)	Duration L-scale (hours)	Duration L-CV (dimen-sionless)	Duration L-skew (dimen-sionless)	Duration L-kurtosis (dimen-sionless)	Duration Tau5 (dimen-sionless)	Station no.	Duration mean (hours)	Duration L-scale (hours)	Duration L-CV (dimen-sionless)	Duration L-skew (dimen-sionless)	Duration L-kurtosis (dimen-sionless)	Duration Tau5 (dimen-sionless)
0015	5.4545	2.6000	0.47667	0.23543	-0.05478	-0.04079	1154	5.1894	2.9453	0.56756	0.46861	0.14497	0.07997
0016	5.4490	2.8663	.52602	.45651	.22359	.15121	1165	5.5949	2.9533	.52785	.47023	.25400	.18041
0050	6.3940	3.2767	.51246	.41352	.19481	.13135	1185	4.2162	2.2257	.52788	.52050	.27825	.19244
0054	4.2500	2.1969	.51692	.47095	.21997	.17198	1186	5.5556	2.8844	.51918	.41096	.15941	.10953
0120	6.9091	2.8542	.41310	.29392	.12218	-.03036	1188	5.3636	3.6909	.68814	.70772	.41708	.22167
0145	4.7549	2.8763	.60492	.56542	.21798	.06231	1245	5.8049	2.3488	.40462	.34795	.19943	.15668
0146	6.3077	2.8326	.44907	.30978	.20277	.20731	1246	3.9209	2.1209	.54094	.51992	.20519	.09916
0174	3.1719	1.6395	.51690	.58132	.29494	.18032	1267	4.9749	2.5613	.51484	.46659	.24492	.17189
0178	3.7600	1.8800	.50000	.52775	.34677	.31532	1304	5.5038	2.7962	.50805	.42340	.20000	.13834
0179	3.8046	1.7021	.44737	.43948	.24664	.16821	1325	5.9442	3.0476	.51269	.44084	.22693	.14919
0202	3.0401	1.5467	.50875	.57212	.26129	.13415	1429	5.2256	2.7840	.53277	.47421	.23456	.15614
0206	4.2641	2.2299	.52293	.48130	.21596	.15069	1431	6.4536	3.4081	.52810	.44146	.21976	.14434
0208	--	--	--	--	--	--	1432	6.4881	3.4408	.53033	.45304	.23119	.14574
0211	5.1527	2.6917	.52238	.46666	.23627	.15972	1433	6.4229	3.2809	.51081	.42788	.21946	.14465
0244	7.8125	4.0575	.51935	.39811	.15953	.08972	1434	6.0909	3.1066	.51004	.43366	.23025	.15992
0248	3.8847	2.0402	.52520	.52022	.25154	.16739	1435	6.1451	3.2437	.52786	.44051	.20581	.12655
0262	5.6316	2.9055	.51592	.42813	.20158	.14066	1436	6.5813	3.3130	.50339	.42205	.21284	.12188
0271	6.2414	3.0542	.48934	.47581	.34684	.30564	1437	5.6786	3.2791	.57745	.61970	.36757	.11847
0380	5.8121	2.9471	.50706	.44011	.24288	.16856	1438	6.3490	3.2624	.51385	.43713	.22671	.14404
0394	8.3636	4.6727	.55870	.55901	.41310	.27562	1462	--	--	--	--	--	--
0408	4.5588	2.4661	.54096	.57463	.40117	.33195	1492	3.9310	2.0996	.53413	.52971	.25438	.16539
0427	4.2055	2.2496	.53493	.43932	.06085	-.03894	1500	6.2424	2.2803	.36529	.12657	.04308	.04731
0428	5.9305	3.2017	.53987	.45748	.21996	.15015	1528	4.2271	2.3060	.54552	.53162	.26435	.18087
0429	6.7647	3.7374	.55248	.47176	.25616	.19095	1541	5.1714	2.8501	.55112	.43027	.09176	.01793
0463	5.4173	2.8139	.51943	.40844	.14184	.08348	1569	5.7137	3.2450	.56793	.53097	.31503	.24941
0493	6.7895	2.6433	.38932	.33108	.23396	.14638	1632	--	--	--	--	--	--
0495	4.4209	2.5152	.56894	.57775	.32112	.20626	1641	5.1949	2.7080	.52127	.48219	.26971	.18073
0496	1.3333	.31339	.23504	.87709	.70364	.49273	1646	3.5350	1.8380	.51993	.53903	.25908	.16749
0498	1.3846	.37179	.26852	.93103	.82759	.68966	1663	4.9434	3.0073	.60834	.58216	.27869	.15380
0509	5.2427	2.8420	.54208	.47308	.21963	.15178	1671	4.8598	2.6193	.53897	.48278	.22651	.15828
0518	4.5406	2.4220	.53342	.47818	.20290	.13031	1680	6.3515	3.2235	.50752	.42045	.21162	.13874
0521	5.6000	2.6179	.46749	.37950	.20683	.13248	1694	4.4463	2.4448	.54984	.48823	.16936	.08091
0556	6.4359	3.3904	.52679	.48152	.31102	.25779	1696	5.6129	2.9504	.52564	.46627	.25007	.17413
0569	4.7611	2.5690	.53957	.48777	.22477	.14830	1697	5.4421	2.7256	.50084	.47099	.25410	.14594
0572	5.5009	2.8126	.51131	.46404	.26177	.18125	1698	4.0364	2.2010	.54529	.53579	.25056	.15670
0576	5.8312	3.1971	.54828	.47377	.24067	.18567	1720	3.6275	2.0664	.56964	.60792	.28067	.11134
0580	5.5733	2.8888	.51833	.43407	.19907	.13101	1761	4.7050	2.5808	.54851	.46737	.17278	.15267
0587	6.3865	3.1849	.49869	.43733	.25040	.16713	1773	5.2181	2.7427	.52562	.44438	.20222	.15241
0605	5.3796	2.5445	.47300	.37381	.18754	.15210	1810	4.6154	1.6492	.35733	.14552	.09049	.06554
0639	3.9043	2.0920	.53582	.53330	.25453	.16342	1823	4.1200	1.5567	.37783	.22652	.06150	.03689
0655	--	--	--	--	--	--	1870	7.4252	3.7278	.50204	.41262	.21686	.13804
0665	6.0505	3.1325	.51773	.44798	.22868	.14265	1875	4.5500	1.5974	.35107	.23888	.03479	-.01110
0689	5.5348	3.0551	.55199	.50391	.27102	.18850	1876	7.7547	3.9478	.50908	.37582	.13291	.06241
0690	3.1067	1.6083	.51768	.58298	.27640	.14475	1889	5.4701	3.0263	.55324	.47009	.20811	.15468
0691	5.5260	2.7967	.50610	.43154	.21104	.13796	1903	3.0653	1.5354	.50090	.54885	.23682	.11914
0708	3.6129	1.9899	.55077	.58360	.28421	.15965	1914	6.0870	2.1897	.35974	.26973	.13435	.02832
0738	6.1993	3.1213	.50350	.41970	.21536	.14351	1920	5.4709	2.7641	.50523	.45526	.26673	.19872
0776	4.4703	2.3667	.52942	.50432	.26089	.18039	1921	5.4674	2.8145	.51479	.42663	.19962	.14607
0779	3.2857	1.7753	.54030	.60748	.31109	.17766	1937	6.7471	3.4275	.50800	.41644	.20150	.11865
0784	3.7887	1.9759	.52153	.51760	.24391	.16142	1956	5.1829	2.7590	.53232	.46852	.22563	.15469
0786	5.1461	2.6382	.51267	.43605	.19612	.12798	1970	5.5484	2.3634	.42597	.25613	.07139	.03195
0917	6.2371	3.2022	.51342	.44098	.23403	.15711	2014	4.9808	2.6663	.53531	.46734	.20269	.12566
0923	7.6562	4.0655	.53101	.39459	.12499	.03635	2015	5.2542	2.9170	.55518	.50536	.25670	.17757
0926	5.3890	2.8040	.52031	.44401	.21369	.14926	2019	4.7667	2.1299	.44683	.28941	.02188	-.02207
0950	2.7872	.82609	.29638	.34005	.24443	.06502	2024	5.4909	2.8866	.52571	.44473	.20654	.14119
0996	5.0625	1.8669	.36878	.26760	.14687	.05947	2042	2.2857	1.0659	.46635	.66495	.32755	.11387
1013	3.1393	1.6572	.52788	.60718	.31706	.19216	2043	2.8333	1.4196	.50104	.58128	.23737	.06921
1017	4.7147	2.5221	.53493	.48328	.22883	.16528	2048	4.3106	2.4175	.56082	.54596	.26172	.16033
1042	8.0741	3.3390	.41355	.36068	.12415	.05738	2050	4.5904	2.8046	.61097	.59806	.27286	.12509
1048	4.1852	1.7550	.41933	.45286	.31250	.25931	2051	4.8286	2.3851	.49395	.46668	.27254	.19207
1053	5.6335	2.8865	.51238	.43510	.21474	.14562	2053	3.3636	1.6727	.49730	.43478	.04891	-.00906
1057	5.6268	2.7272	.48469	.40633	.20717	.13696	2073	5.3573	2.6888	.50190	.44264	.23068	.15053
1063	5.8276	2.2759	.39053	.24868	.11080	.10853	2082	3.7950	1.9837	.52271	.53044	.27109	.18748
1068	5.3493	2.8839	.53912	.46963	.22651	.16185	2086	5.0297	2.6842	.53366	.46609	.21181	.14461
1080	3.1674	1.6170	.51052	.55644	.25281	.14407	2088	4.8254	2.6385	.54680	.47623	.19872	.14843
1081	6.4037	3.2146	.50199	.40853	.19857	.12632	2090	3.9221	2.0596	.52514	.50456	.22290	.14648
1133	7.1579	4.2690	.59641	.45351	.10455	-.03018	2096	5.2299	2.7286	.52173	.43554	.18945	.13464
1136	5.0011	2.8237	.56462	.52726	.26740	.17935	2128	6.3143	3.1957	.50611	.40928	.19481	.12081
1138	4.2609	1.3794	.32375	.25092	.17888	.04009	2131	4.2110	2.1944	.52112	.48078	.21247	.14414
1139	7.3654	4.2087	.57142	.48727	.27101	.22312	2142	7.5455	4.0779	.54045	.49045	.31529	.21667

Appendix 4–3.1. L-moments of storm duration defined by 6-hour minimum interevent time for hourly rainfall stations in Texas—Continued.

Station no.	Duration mean (hours)	Duration L-scale (hours)	Duration L-CV (dimensionless)	Duration L-skew (dimensionless)	Duration L-kurtosis (dimensionless)	Duration Tau5 (dimensionless)
2160	8.9286	5.1190	0.57333	0.38032	0.08422	0.05073
2206	5.4583	2.7878	.51074	.46261	.25360	.17050
2238	4.8390	2.6196	.54135	.48119	.21470	.14395
2240	4.2308	2.3447	.55419	.48956	.13002	.02404
2242	5.7961	2.9876	.51544	.42974	.20691	.14135
2244	5.3341	2.8919	.54216	.46893	.21637	.14996
2247	5.2656	2.2413	.42565	.29347	.15315	.12333
2309	6.1892	2.9930	.48358	.36688	.16346	.11066
2312	4.4377	2.3195	.52269	.45587	.17338	.10644
2334	6.2273	3.3154	.53240	.39713	.12792	.07429
2336	4.8434	2.4347	.50268	.43758	.21328	.15709
2354	4.9375	2.6250	.53165	.47143	.20160	.08234
2355	6.5000	3.3581	.51664	.44756	.20670	.07656
2357	5.5289	3.1155	.56349	.50985	.25097	.14784
2360	4.8440	2.5981	.53635	.49364	.24761	.16788
2361	3.8208	1.9113	.50024	.48973	.24291	.17055
2394	5.9780	3.0324	.50725	.41132	.19410	.13204
2404	5.4735	2.8574	.52204	.43864	.20392	.14207
2415	6.2995	3.1980	.50766	.41277	.20422	.14181
2462	5.6573	2.9201	.51616	.41534	.17354	.11017
2528	6.7132	3.7484	.55837	.49644	.30164	.24813
2617	6.3659	3.3506	.52633	.45666	.24001	.15352
2619	5.5882	2.8680	.51321	.41657	.19264	.14584
2621	4.8536	2.5638	.52824	.49007	.25963	.18300
2675	4.9116	2.5664	.52251	.45846	.21247	.14245
2676	3.5713	1.9031	.53288	.54893	.24809	.14372
2679	4.3174	2.3238	.53824	.50692	.23513	.15642
2715	5.5461	2.8085	.50639	.42888	.20937	.13530
2744	4.7500	2.5333	.53332	.49381	.25196	.17611
2758	6.1037	3.4695	.56843	.53618	.32186	.22432
2794	5.9091	3.7636	.63692	.61997	.39614	.33816
2797	4.2753	2.2462	.52540	.50296	.25224	.17278
2811	4.3388	2.3396	.53922	.51898	.26069	.17786
2813	4.0333	2.0402	.50584	.51638	.32175	.25954
2814	4.0526	2.5848	.63781	.68592	.32060	-.00439
2815	3.2580	1.6486	.50602	.53491	.23520	.13209
2818	5.4785	2.9531	.53904	.46915	.21999	.13946
2986	6.7081	3.4165	.50931	.37304	.14050	.09237
3005	4.8641	2.5966	.53383	.47070	.21271	.14815
3033	4.0600	1.8523	.45624	.42991	.23133	.15350
3034	--	--	--	--	--	--
3047	5.6944	2.8024	.49213	.39804	.19750	.15304
3103	3.6486	1.8709	.51276	.47122	.12973	.02370
3133	5.8438	2.9942	.51238	.41707	.19766	.14375
3156	5.2226	2.9800	.57061	.51793	.24506	.14874
3171	5.9478	3.0697	.51610	.44041	.22788	.15602
3189	4.0553	2.1650	.53387	.53202	.27148	.17860
3260	5.2128	2.6514	.50863	.40962	.15807	.09790
3267	5.8992	3.1458	.53327	.47698	.25416	.15017
3270	3.3337	1.7467	.52395	.56599	.27300	.16799
3272	2.4000	1.0700	.44583	.59529	.32234	.23309
3277	5.5000	3.6000	.65455	.62500	.30632	.17628
3278	4.0182	2.0771	.51693	.52249	.29600	.22531
3280	4.2807	2.1564	.50374	.50355	.30681	.23612
3281	3.1250	1.6046	.51348	.59308	.32111	.19519
3283	6.2380	3.3153	.53148	.44090	.21259	.14658
3284	4.7474	2.5335	.53366	.47614	.21768	.15325
3285	4.0011	2.1381	.53438	.50650	.20803	.12150
3329	5.4195	2.8541	.52665	.45208	.21623	.14732
3335	6.1336	3.1726	.51725	.40652	.17418	.11925
3370	6.0539	3.0488	.50362	.42720	.21629	.13581
3410	4.3364	2.2690	.52325	.47995	.21835	.15308
3415	4.5414	2.4144	.53165	.47331	.20035	.13590
3430	5.3008	2.8521	.53805	.46817	.22047	.15273
3431	5.4665	2.9163	.53349	.38996	.09526	.08788
3441	5.1778	2.7646	.53394	.42614	.13419	.08240
3442	5.5337	2.5793	.46611	.38216	.20006	.15121
3446	4.5922	2.2879	.49822	.47420	.27180	.19709
3460	4.8298	2.2831	.47271	.39800	.18436	.10767
3462	5.4847	2.7399	.49956	.39548	.16228	.09280
3463	6.5741	3.6509	0.55535	0.46361	0.20852	0.10057
3476	5.6278	2.8338	.50353	.42530	.21254	.14765
3485	5.6400	2.1967	.38948	.24761	.15428	.19748
3507	4.1293	2.2848	.55330	.53818	.24388	.14480
3546	5.5397	2.9783	.53763	.45339	.20415	.14113
3547	5.2251	2.7490	.52611	.45273	.21502	.15711
3579	6.6517	3.6507	.54883	.48834	.27575	.19346
3642	5.3696	2.7633	.51462	.41906	.17776	.12244
3646	6.3727	3.1094	.48792	.40058	.20732	.13873
3668	8.2692	3.3000	.39907	.28811	.14675	.06126
3673	5.4211	2.6060	.48071	.36108	.14687	.09958
3686	4.0831	2.1446	.52523	.47635	.17731	.10726
3691	4.4426	2.3328	.52510	.47096	.20349	.13950
3734	5.1389	2.3944	.46595	.32871	.11507	.11800
3771	3.9061	2.1072	.53948	.52012	.21025	.11127
3789	4.0265	2.3894	.59341	.61199	.29021	.13982
3826	5.9458	2.8054	.47183	.34506	.11743	.05690
3831	5.7061	2.9145	.51077	.44262	.23152	.15908
3841	4.7337	2.3209	.49028	.43351	.22292	.16589
3871	5.7776	2.8783	.49818	.42194	.21532	.14083
3884	5.4348	1.8142	.33382	.15157	.14410	.10639
3941	7.4810	3.9046	.52193	.35812	.12390	.09295
3963	--	--	--	--	--	--
4040	5.4720	2.6945	.49241	.43403	.23983	.16207
4058	4.0667	1.6943	.41662	.30481	.10733	.02303
4098	3.1874	1.5987	.50158	.53878	.24170	.13606
4100	4.8521	2.4386	.50258	.43555	.20331	.13592
4137	3.7373	1.9372	.51835	.50412	.21487	.13598
4191	4.8867	2.6351	.53925	.49153	.24268	.16848
4256	--	--	--	--	--	--
4257	4.8707	2.6309	.54015	.47628	.21219	.14865
4258	4.1176	2.2424	.54458	.50333	.18253	.08674
4278	5.8269	2.9419	.50488	.44208	.23798	.15787
4299	3.8741	1.9059	.49197	.46013	.20491	.12914
4300	5.7042	3.0749	.53906	.46817	.23230	.15901
4305	5.5844	3.0474	.54571	.47780	.23446	.15973
4307	5.6052	3.1538	.56266	.47449	.20289	.14976
4309	5.5549	2.8710	.51684	.46116	.24165	.15517
4311	5.7529	2.9650	.51540	.44369	.23029	.16017
4313	5.8323	3.1041	.53223	.45658	.23077	.15541
4319	6.1574	2.8969	.47048	.38833	.22662	.15358
4329	5.8998	3.0987	.52522	.45014	.22230	.14156
4331	--	--	--	--	--	--
4375	3.5474	1.8619	.52486	.53389	.23325	.13801
4392	7.1646	3.6286	.50646	.39825	.19753	.13521
4425	3.5087	1.8879	.53807	.57570	.28470	.16719
4440	6.1104	3.0496	.49909	.43639	.23324	.14439
4476	4.4087	2.3269	.52779	.48393	.22177	.15437
4498	2.2857	.74725	.32692	.25735	.01404	.05147
4517	5.7410	2.9164	.50799	.41799	.20442	.15116
4520	3.6509	1.9397	.53129	.53351	.22971	.13170
4525	6.7714	3.2840	.48498	.42161	.19812	.06646
4563	6.0645	3.1355	.51702	.43366	.25196	.22529
4570	4.5116	2.4424	.54136	.51232	.25557	.17420
4577	5.3135	2.8794	.54190	.46686	.21406	.15370
4591	6.6336	3.3457	.50437	.40869	.19893	.12482
4670	4.2456	2.2352	.52647	.49300	.22871	.15641
4671	4.3600	2.4382	.55921	.49727	.15358	.05813
4679	4.4532	2.3935	.53749	.48457	.20254	.13406
4696	3.9333	1.6190	.41162	.19638	-.03394	.08552
4703	4.6866	2.6748	.57073	.54781	.27352	.16700
4704	6.1945	3.3392	.53905	.44201	.19536	.12192
4731	5.7466	3.3262	.57881	.49998	.21202	.11741
4792	3.7703	1.9628	.52059	.50437	.21588	.14254
4819	4.5656	2.3762	.52046	.43959	.15512	.09365
4852	2.8235	1.6176	.57292	.79273	.57922	.42657
4866	5.6081	2.9979	.53456	.45654	.21850	.15333
4876	4.4774	2.3910	.53400	.48426	.21432	.14937
4878	6.1562	3.1596	.51324	.43035	.21801	.14550
4880	4.6603	2.4337	.52221	.47634	.23645	.16820

Appendix 4–3.1. L-moments of storm duration defined by 6-hour minimum interevent time for hourly rainfall stations in Texas—Continued.

Station no.	Duration mean (hours)	Duration L-scale (hours)	Duration L-CV (dimensionless)	Duration L-skew (dimensionless)	Duration L-kurtosis (dimensionless)	Duration Tau5 (dimensionless)
4920	4.4104	2.3637	0.53594	0.49818	0.23082	0.15580
4934	3.4444	1.9167	.55645	.71014	.61698	.60870
4972	4.9800	2.6213	.52636	.46062	.21761	.15715
4973	6.1735	2.9411	.47641	.36388	.17095	.11616
4974	4.6177	2.3180	.50199	.44689	.22294	.16932
4975	4.3209	2.2774	.52708	.47528	.19658	.13005
4978	4.3432	2.2902	.52731	.47967	.21276	.15733
4979	9.5833	4.6957	.48998	.37717	.18450	.06250
4982	5.4651	2.7558	.50426	.44558	.23181	.14927
5018	5.7355	2.7901	.48646	.43479	.24081	.15641
5048	3.8375	2.0698	.53937	.54785	.26697	.16405
5049	2.8257	1.3593	.48106	.52724	.16987	.02304
5056	6.2000	3.9000	.62903	.48718	.10256	.30769
5057	5.3157	3.0594	.57553	.54024	.28663	.19008
5060	6.0183	3.4258	.56923	.55469	.34926	.25740
5081	6.8652	3.4246	.49884	.38874	.17969	.11498
5094	4.5654	2.4108	.52806	.47219	.20582	.13568
5113	4.7883	2.6051	.54406	.49672	.23646	.15946
5114	--	--	--	--	--	--
5123	4.6471	2.4926	.53639	.58348	.44416	.35444
5192	5.3452	2.7949	.52289	.44548	.20695	.14059
5193	5.2677	2.8047	.53243	.46173	.21689	.14740
5224	5.4627	2.7980	.51220	.40943	.17621	.13499
5228	5.2821	2.9175	.55234	.48534	.22702	.16114
5235	6.8857	3.6605	.53161	.39603	.12519	.05303
5247	4.1467	2.1680	.52282	.50140	.24884	.17977
5258	6.2050	3.1284	.50418	.42327	.21985	.14903
5303	5.6075	2.7955	.49852	.44670	.23710	.14434
5312	3.9087	2.1000	.53726	.53735	.26285	.17633
5341	6.6000	3.4414	.52142	.47781	.26127	.09842
5342	--	--	--	--	--	--
5348	4.7127	2.5095	.53249	.46337	.18747	.11784
5358	4.8238	2.3401	.48512	.42708	.22729	.16822
5398	6.2724	3.2215	.51360	.42706	.20995	.13240
5410	4.0205	2.1314	.53013	.52508	.26637	.18367
5411	5.0318	2.6641	.52947	.47431	.23694	.16734
5424	6.4604	3.7915	.58688	.48819	.21851	.16877
5429	5.1894	2.7292	.52592	.47188	.24340	.16592
5431	10.667	4.4248	.41483	.17725	.13331	.08752
5461	6.5848	3.3878	.51448	.41924	.20381	.13394
5463	4.1447	2.2191	.53540	.50280	.21400	.12981
5471	1.8214	.73942	.40595	.81120	.59868	.41800
5477	5.2692	3.0508	.57898	.51160	.18651	.01701
5528	5.6077	2.8236	.50353	.42539	.20123	.12324
5579	--	--	--	--	--	--
5580	4.9310	2.0640	.41858	.37311	.18895	.03944
5589	3.3704	1.6009	.47498	.45574	.17039	.09909
5590	5.0567	2.8062	.55495	.54876	.32370	.21263
5591	3.9198	1.8306	.46703	.46846	.27268	.18904
5592	3.9690	1.8331	.46187	.46580	.27562	.18510
5594	3.3441	1.5232	.45550	.49608	.28656	.17974
5595	--	--	--	--	--	--
5596	2.6586	1.2845	.48314	.60102	.29781	.16046
5600	4.6188	2.3410	.50684	.50702	.30101	.19694
5618	5.8108	2.3799	.40956	.30235	.07647	.01617
5650	4.7727	2.1017	.44036	.43254	.22505	.12445
5656	3.2652	1.7299	.52980	.58837	.29298	.17221
5658	5.7548	2.9470	.51210	.45510	.25337	.17957
5661	3.7984	2.1563	.56768	.59465	.29001	.15528
5666	5.5526	2.8997	.52222	.44166	.21556	.17521
5695	5.4555	2.8748	.52696	.43745	.18877	.12710
5742	4.9130	2.2332	.45455	.26321	.05537	.11137
5766	5.2432	2.4625	.46964	.33972	.07898	-.00101
5770	4.5704	2.4447	.53490	.49401	.23461	.15588
5775	5.2143	2.9176	.55954	.44821	.11060	-.00479
5779	6.1111	3.0513	.49930	.32751	.12979	.22218
5840	6.6014	3.3545	.50815	.43644	.24139	.15925
5890	4.8451	2.5799	.53247	.49649	.26341	.18498
5891	4.4420	2.2249	.50088	.47127	.24224	.15067
5897	3.9414	2.1008	.53302	.50894	.20904	.11862
5957	4.4271	2.3473	0.53021	0.49295	0.23817	0.17093
5958	5.2026	2.4892	.47846	.40490	.19489	.09931
5973	6.3440	3.3564	.52906	.48130	.32025	.27682
5996	5.2485	2.7941	.53236	.45415	.20418	.14265
6017	4.5364	2.2606	.49832	.42750	.17239	.09728
6024	6.7162	3.7102	.55243	.47659	.25757	.18144
6050	6.3478	2.6561	.41843	.20663	.09290	.09330
6104	3.7082	1.8791	.50676	.52264	.28399	.20541
6108	5.1126	2.7343	.53482	.45890	.20255	.14333
6136	3.3458	1.7171	.51321	.54413	.25438	.15414
6166	4.6792	2.3258	.49704	.45205	.22787	.14792
6176	6.4040	3.4073	.53205	.43576	.19107	.11125
6177	5.1429	2.7345	.53170	.46296	.21603	.15050
6210	4.7749	2.5126	.52621	.46068	.20482	.14410
6211	4.8564	2.7252	.56117	.51304	.23779	.15749
6270	4.5701	2.4596	.53820	.48063	.20249	.13606
6275	--	--	--	--	--	--
6276	7.1034	3.0640	.43135	.29528	.13238	.03390
6335	6.0572	3.0448	.50267	.41675	.20602	.13020
6434	6.6087	3.0949	.46830	.34866	.20909	.14895
6504	3.9011	2.0862	.53478	.53150	.25261	.16161
6558	6.0882	2.9652	.48704	.34919	.14094	.11756
6615	3.3001	1.7240	.52239	.57035	.28079	.17310
6660	6.2803	3.2698	.52064	.43307	.23744	.19321
6663	3.6471	2.0014	.54878	.57386	.26882	.13798
6734	5.2243	2.6835	.51366	.43498	.18925	.11111
6736	3.9300	2.1119	.53738	.54326	.27883	.19285
6740	8.3810	3.7667	.44943	.28259	.14732	.10687
6750	5.4329	3.2093	.59071	.52320	.23410	.16989
6757	5.5980	2.9682	.53023	.44878	.20837	.14016
6775	5.4977	2.9211	.53134	.47199	.24693	.17124
6776	4.1680	2.2021	.52833	.50678	.24740	.17264
6788	5.4208	2.4464	.45130	.34682	.16162	.09334
6792	3.1115	1.5447	.49644	.55763	.28938	.19299
6794	8.8333	4.2885	.48549	.38362	.24587	.15249
6834	4.4294	2.3503	.53061	.47504	.19535	.12617
6893	3.3267	1.7389	.52269	.57418	.29505	.18882
6935	3.4034	1.7336	.50936	.53523	.25888	.17140
6981	5.5787	2.8536	.51151	.46323	.25284	.15384
7020	7.1069	3.7565	.52857	.41617	.18165	.10407
7060	3.8307	2.0423	.53313	.53994	.26678	.17246
7066	5.6549	2.9548	.52252	.43517	.20410	.14367
7074	3.8261	1.9886	.51974	.51546	.24928	.16935
7097	5.3511	2.6661	.49823	.40493	.17186	.10785
7116	5.1753	2.5984	.50208	.44431	.23487	.16620
7140	5.1988	2.7661	.53206	.47491	.23349	.15241
7173	5.6429	3.1316	.55497	.48598	.22819	.14221
7174	5.6600	3.0886	.54569	.47297	.22882	.15846
7213	5.8870	3.0944	.52563	.45276	.22074	.13595
7243	4.4776	2.4650	.55052	.52620	.26310	.18148
7262	3.0189	1.7247	.57131	.72151	.43090	.21332
7274	5.1040	2.5551	.50061	.40222	.17466	.14526
7300	5.2179	2.6166	.50148	.43296	.21501	.14164
7311	4.4688	2.1220	.47485	.32960	.07275	.10899
7363	6.3571	3.0159	.47441	.35061	.12652	.03542
7422	4.8137	2.6099	.54218	.49368	.23535	.15878
7431	4.5720	2.4496	.53577	.51425	.27571	.19279
7481	4.0974	2.1558	.52613	.51238	.25106	.16038
7497	4.0167	2.1786	.54239	.52518	.23157	.14076
7498	4.0965	2.2841	.55758	.55531	.26987	.16914
7499	4.2357	2.2421	.52934	.48310	.19571	.11888
7531	6.4121	3.4712	.54136	.44779	.20174	.12349
7534	5.2044	2.8429	.54624	.49321	.23965	.15005
7556	4.5174	2.4027	.53188	.48124	.21451	.14610
7594	5.7734	2.9661	.51375	.43877	.22031	.14622
7596	6.0621	3.3514	.55284	.51183	.30305	.21921
7608	5.2622	2.7965	.53143	.44978	.19736	.13713
7622	3.8261	2.1818	.57025	.61180	.32428	.15824
7700	6.5062	3.3098	.50872	.41755	.21011	.14037
7706	4.2287	2.2557	.53343	.50563	.23411	.15088

Appendix 4–3.1. L-moments of storm duration defined by 6-hour minimum interevent time for hourly rainfall stations in Texas—Continued.

Station no.	Duration mean (hours)	Duration L-scale (hours)	Duration L-CV (dimensionless)	Duration L-skew (dimensionless)	Duration L-kurtosis (dimensionless)	Duration Tau5 (dimensionless)
7718	5.9746	3.0696	0.51378	0.41418	0.20496	0.17032
7745	7.3208	3.8513	.52608	.42246	.21938	.16461
7922	3.9569	2.1161	.53479	.52001	.22440	.11559
7936	5.0292	2.6337	.52369	.45518	.21186	.14747
7943	4.9783	2.5804	.51833	.47194	.24787	.17430
7944	5.6444	3.0934	.54804	.45153	.19071	.15062
7945	5.8048	3.1758	.54711	.47307	.23159	.16054
7947	4.6318	2.6052	.56247	.54266	.28996	.22091
7948	5.0527	2.7266	.53962	.48763	.24266	.16786
7951	6.1503	3.0586	.49731	.41638	.20990	.12727
7953	5.9007	3.2072	.54353	.50369	.29655	.21258
7981	5.3269	2.8984	.54411	.47128	.20713	.12360
7990	5.3974	2.9035	.53794	.46225	.21735	.15857
7992	5.4643	1.7976	.32898	.18560	.10762	.01848
7997	4.5954	2.1461	.46701	.39440	.19055	.13431
7999	4.4286	2.4429	.55161	.47122	.12332	.03555
8022	5.2051	2.8258	.54290	.51554	.29940	.21865
8023	4.1757	2.2495	.53870	.53899	.28908	.19793
8047	4.7217	2.5204	.53378	.48539	.23699	.17487
8060	5.5519	2.9977	.53993	.47264	.22866	.14887
8062	7.0638	3.9130	.55395	.48514	.27511	.21406
8068	4.2683	2.3305	.54600	.51125	.22987	.16859
8081	5.0657	2.7607	.54497	.49488	.25077	.17950
8089	5.1087	2.4700	.48350	.36570	.12646	.05880
8221	8.6250	4.3822	.50809	.43688	.29857	.21568
8252	4.3156	2.3413	.54252	.53697	.28865	.19900
8265	6.7218	3.4943	.51985	.44637	.23224	.14285
8289	5.3016	2.8582	.53912	.46029	.21430	.16644
8305	3.3098	1.6502	.49858	.53031	.25997	.17074
8335	6.9036	3.5652	.51643	.41998	.21124	.14244
8400	3.5194	1.8919	.53757	.57764	.29709	.19286
8445	6.2314	3.2319	.51865	.44707	.23411	.15120
8446	4.5695	2.4287	.53150	.48124	.21642	.14188
8451	5.2219	2.5965	.49723	.42656	.19912	.11225
8531	6.0367	3.1704	.52518	.45534	.23569	.15471
8541	5.4918	2.3638	.43042	.38859	.23043	.11645
8544	5.6878	3.0077	.52881	.45780	.23430	.16243
8545	6.9130	3.7273	.53917	.40282	.16028	.11600
8563	4.0829	2.1411	.52441	.48016	.19202	.13064
8566	4.1830	2.1655	.51769	.48825	.23582	.16578
8583	3.4594	1.8083	.52274	.53713	.23125	.13312
8584	4.5641	2.4088	.52777	.47930	.22473	.15961
8623	4.4684	2.3684	.53003	.48397	.22320	.15881
8625	6.2164	3.0359	.48837	.41110	.21624	.14592
8630	4.6911	2.4562	.52359	.47986	.23975	.16548
8631	5.3962	2.7872	.51652	.46663	.25160	.16845
8646	5.8877	2.9909	.50800	.42097	.20471	.13811
8647	3.8259	2.0416	.53364	.53179	.24555	.15182
8677	5.9188	2.6962	.45553	.35460	.19458	.13997
8696	4.6000	1.9241	.41829	.25960	.06611	.05518
8743	5.8476	3.0475	.52114	.43325	.20970	.14837
8761	3.7263	1.9652	.52739	.54117	.27430	.18819
8778	4.8693	2.6424	.54268	.47723	.20457	.13361
8845	4.9601	2.7075	.54586	.48498	.22082	.15169
8859	6.5746	3.3822	.51443	.41502	.20143	.14071
8898	6.6844	3.2612	.48789	.39566	.19975	.12095
8908	5.3478	2.4251	.45348	.36530	.20046	.13462
9037	4.7178	2.4534	0.52003	0.49003	0.26133	0.17705
9106	4.7729	2.4827	.52016	.50907	.31472	.24133
9107	3.3250	1.8994	.57124	.67096	.38475	.21740
9129	4.8527	2.5993	.53564	.49780	.26916	.20003
9163	5.0057	2.6661	.53262	.47668	.23010	.15160
9213	5.4178	3.0752	.56761	.46964	.17307	.13378
9214	5.7429	2.5815	.44952	.41477	.18964	-.00372
8910	4.1739	1.4783	.35417	.28953	.15852	.07127
8911	4.7629	2.5400	.53329	.48809	.24197	.16640
8924	3.6310	1.7279	.47588	.49491	.28012	.19039
8929	5.7586	3.1700	.55047	.45852	.18498	.09462
8942	4.8802	2.6576	.54455	.47206	.18922	.11980
8944	5.4902	2.9480	.53696	.46232	.22148	.15744
8996	5.5662	2.8709	.51578	.46504	.24944	.15985
9014	7.2400	2.9367	.40562	.28530	.23481	.20264
9222	6.1132	3.2772	.53609	.42887	.17637	.11079
9248	5.9930	3.3662	.56169	.48156	.20714	.09496
9266	6.1047	3.0617	.50154	.43120	.22203	.13487
9270	3.2283	1.6144	.50008	.54038	.26453	.17658
9295	3.9828	2.2111	.55517	.52745	.19593	.10733
9304	--	--	--	--	--	--
9307	5.4144	2.8092	.51885	.45235	.23671	.17362
9328	5.7475	3.3016	.57444	.54003	.31095	.22074
9329	8.0625	4.6792	.58036	.45223	.19026	.06659
9345	--	--	--	--	--	--
9363	4.9528	2.6741	.53991	.48230	.22359	.14702
9364	5.1420	2.8271	.54981	.50263	.25331	.16854
9365	4.4500	2.1218	.47681	.40223	.19749	.16984
9371	5.8721	3.0080	.51226	.40707	.16591	.09745
9417	5.7221	2.9534	.51613	.43760	.21748	.14977
9419	5.8845	3.1320	.53224	.45518	.22566	.15384
9435	5.3765	3.1154	.57945	.57187	.36000	.27453
9491	5.2785	2.7690	.52458	.44982	.20724	.13599
9499	3.9883	2.1310	.53430	.52376	.24917	.16646
9522	6.7895	2.8947	.42636	.34759	.14528	-.00386
9527	3.5108	1.8390	.52380	.54806	.26526	.17032
9532	4.6909	2.4856	.52987	.47680	.22752	.17048
9544	3.0000	1.6000	.53333	.50000	-.25000	-1.25000
9565	4.3472	2.2524	.51812	.47573	.22324	.15979
9570	3.3672	1.8028	.53539	.58987	.30382	.19186
9574	2.5926	1.1425	.44066	.54294	.31147	.28035
9588	4.6761	2.5792	.55157	.51152	.24115	.15697
9665	5.2054	2.7448	.52729	.45728	.21517	.14662
9715	5.1296	2.6952	.52542	.45249	.20452	.13445
9729	5.6754	2.9603	.52160	.44411	.21435	.14094
9772	5.4265	2.8357	.52257	.47188	.24760	.15969
9814	6.7073	3.2902	.49055	.37258	.12966	.01567
9815	5.7618	3.0108	.52254	.45194	.23471	.16657
9816	5.0723	2.6873	.52981	.48044	.24768	.16448
9817	4.2128	2.2175	.52637	.49152	.22402	.15518
9829	4.0540	2.2011	.54293	.54729	.28581	.19185
9830	3.8800	1.9524	.50319	.46221	.18431	.12271
9858	5.2774	2.6624	.50448	.45013	.24198	.16463
9893	5.0338	2.6594	.52830	.46706	.23162	.17470
9916	5.3783	2.8324	.52663	.42520	.16606	.11380
9976	4.7576	2.6578	.55864	.53504	.28410	.19798

Appendix 4–3.2. L-moments of storm duration defined by 8-hour minimum interevent time for hourly rainfall stations in Texas.

[--, not available]

Station no.	Duration mean (hours)	Duration L-scale (hours)	Duration L-CV (dimen-sionless)	Duration L-skew (dimen-sionless)	Duration L-kurtosis (dimen-sionless)	Duration Tau5 (dimen-sionless)
0015	6.7000	3.1222	0.46600	0.16548	-0.11210	-0.06940
0016	6.2826	3.4227	.54479	.46635	.23435	.15921
0050	7.2150	3.8164	.52895	.41672	.18743	.12167
0054	4.6207	2.4767	.53600	.48924	.24147	.18243
0120	8.7586	4.4532	.50844	.45194	.25715	.10360
0145	5.4869	3.5369	.64461	.61781	.30962	.16205
0146	7.1020	3.4167	.48108	.36935	.25490	.23608
0174	3.6673	2.0166	.54989	.58764	.30781	.19297
0178	4.1667	2.1739	.52174	.54439	.35400	.27364
0179	4.1786	1.9957	.47760	.46678	.26273	.17757
0202	3.3993	1.8413	.54168	.58779	.27758	.13771
0206	4.8590	2.6505	.54548	.48853	.22160	.14878
0208	--	--	--	--	--	--
0211	5.9039	3.1981	.54169	.47359	.23805	.15340
0244	8.4457	4.6516	.55077	.46401	.24357	.17524
0248	4.3820	2.4040	.54859	.52868	.26169	.17193
0262	6.3130	3.3648	.53300	.43804	.20513	.13496
0271	8.2400	3.9900	.48422	.43446	.35545	.36344
0380	6.5355	3.3969	.51976	.43691	.22435	.13967
0394	8.3636	4.6727	.55870	.55901	.41310	.27562
0408	5.2812	3.0575	.57893	.59103	.40603	.33979
0427	5.1493	2.6531	.51524	.33631	.00194	.00669
0428	6.9469	3.8806	.55861	.46373	.22513	.15249
0429	8.5231	4.7856	.56149	.45857	.24349	.17461
0463	6.4359	3.6340	.56464	.46153	.18611	.10223
0493	7.5000	3.2190	.42919	.34569	.16650	.06091
0495	4.9020	2.8757	.58664	.57658	.31369	.19606
0496	1.3333	.31339	.23504	.87709	.70364	.49273
0498	1.4167	.40152	.28342	.92453	.81132	.66038
0509	6.1223	3.4420	.56221	.48007	.22751	.15389
0518	5.2442	2.9076	.55444	.48090	.20442	.12667
0521	7.3143	3.6824	.50345	.35820	.10237	.00313
0556	6.6696	3.4639	.51936	.46206	.29840	.25415
0569	5.4530	3.0560	.56042	.49673	.23676	.15673
0572	6.1086	3.2135	.52606	.46282	.25099	.17004
0576	6.5563	3.6602	.55828	.46966	.23928	.18219
0580	6.4011	3.5099	.54833	.47117	.23813	.15835
0587	7.0542	3.5995	.51027	.43993	.24502	.15623
0605	5.9160	2.9982	.50680	.41793	.20564	.13639
0639	4.4925	2.5249	.56202	.54076	.26428	.16661
0655	--	--	--	--	--	--
0665	6.7321	3.6015	.53497	.45759	.23227	.14290
0689	6.2449	3.6227	.58011	.52832	.28849	.19170
0690	3.5496	1.9345	.54499	.57864	.27612	.14814
0691	6.2149	3.2813	.52797	.44686	.22128	.14558
0708	4.0946	2.3033	.56252	.55941	.26507	.15893
0738	7.0667	3.6405	.51517	.41330	.19750	.12263
0776	5.0324	2.7926	.55493	.52378	.27966	.18856
0779	3.8575	2.2321	.57865	.61439	.31630	.17217
0784	4.3083	2.3658	.54912	.53043	.25784	.16775
0786	5.9514	3.2850	.55198	.48063	.23407	.14903
0917	6.9143	3.6521	.52820	.44912	.23697	.15644
0923	10.222	4.9744	.48662	.27107	.02881	.01650
0926	6.0406	3.2457	.53731	.45511	.22322	.15176
0950	3.0000	.95362	.31787	.38381	.26477	.08593
0996	5.8000	2.4621	.42449	.42497	.28697	.17702
1013	3.6429	2.0823	.57162	.63463	.36064	.23677
1017	5.4224	3.0185	.55667	.49297	.23901	.16654
1042	8.6154	3.8246	.44393	.39039	.11535	.01101
1048	4.1852	1.7550	.41933	.45286	.31250	.25931
1053	6.2755	3.3609	.53556	.46072	.23993	.16444
1057	6.3797	3.2617	.51127	.43194	.22334	.14405
1063	7.2308	3.5292	.48809	.39821	.17417	.07047
1068	6.1034	3.4047	.55783	.47727	.23113	.15894
1080	3.4354	1.8423	.53627	.58136	.29462	.18892
1081	7.1870	3.7032	.51526	.41218	.19490	.11741
1133	8.7647	5.0882	.58054	.41214	.11850	.06870
1136	5.9088	3.4592	.58543	.52534	.26142	.16657
1138	5.2857	1.7619	.33333	.32518	.12660	.05051
1139	7.7723	4.4499	.57254	.47482	.25304	.20756
1154	6.2066	3.6407	0.58658	0.47135	0.16157	0.09832
1165	6.2451	3.3736	.54020	.46958	.24698	.16728
1185	4.4861	2.4536	.54693	.54290	.30406	.21041
1186	6.3840	3.3768	.52894	.42976	.21629	.18460
1188	6.5000	4.2333	.65128	.57480	.25759	.17060
1245	7.5278	3.5087	.46610	.38409	.18124	.07719
1246	4.6400	2.6325	.56734	.51797	.20760	.10485
1267	5.7233	3.0918	.54021	.47945	.24991	.16991
1304	6.3344	3.3528	.52929	.43349	.20383	.13726
1325	6.7156	3.6082	.53729	.45783	.23122	.14562
1429	5.8453	3.2451	.55517	.49359	.25324	.16854
1431	7.2986	3.9773	.54493	.44943	.22130	.14120
1432	7.3699	4.0370	.54777	.45357	.21720	.12577
1433	7.2690	3.8312	.52706	.43038	.20874	.12732
1434	6.8290	3.5937	.52624	.44285	.23251	.15472
1435	6.9612	3.8071	.54690	.45104	.21079	.12657
1436	7.5761	3.9548	.52201	.43224	.21596	.12389
1437	6.3333	3.9573	.62483	.69538	.50778	.32170
1438	7.1455	3.8004	.53185	.44939	.23176	.14288
1462	--	--	--	--	--	--
1492	4.5506	2.5499	.56034	.53852	.26968	.17671
1500	8.7500	3.8981	.44550	.36436	.25880	.20876
1528	4.8709	2.7519	.56496	.52939	.26445	.17808
1541	5.8485	3.2699	.55911	.41581	.08042	.01581
1569	6.0362	3.4583	.57293	.52716	.30639	.23492
1632	--	--	--	--	--	--
1641	5.6476	3.0518	.54038	.49296	.26421	.15874
1646	4.0531	2.2241	.54876	.54692	.26836	.17012
1663	6.1250	3.8963	.63613	.57917	.28037	.16982
1671	5.6256	3.1726	.56397	.49618	.23882	.16273
1680	6.9698	3.6495	.52362	.43263	.21926	.14333
1694	5.2545	3.0287	.57639	.50297	.20367	.12506
1696	6.4291	3.5417	.55089	.48518	.26145	.17683
1697	6.0889	3.3528	.55064	.53648	.30988	.17311
1698	4.7966	2.7139	.56581	.52080	.23674	.14939
1720	4.0591	2.3968	.59048	.60689	.28787	.13083
1761	6.0976	3.3289	.54595	.41252	.15605	.16343
1773	5.8579	3.1451	.53690	.44179	.19959	.14651
1810	5.5000	2.5072	.45586	.39963	.34952	.35089
1823	4.1200	1.5567	.37783	.22652	.06150	.03689
1870	8.3641	4.3805	.52372	.43268	.22475	.13466
1875	4.5500	1.5974	.35107	.23888	.03479	-.01110
1876	8.0385	4.1011	.51018	.35631	.10235	.04483
1889	6.6976	3.7899	.56585	.44932	.18273	.12728
1903	3.5714	1.8978	.53138	.54291	.23463	.12198
1914	6.6818	2.6126	.39099	.31466	.16156	.02888
1920	6.0774	3.1919	.52521	.46440	.26319	.18756
1921	6.2310	3.3428	.53648	.44350	.21036	.14244
1937	7.6015	3.9319	.51725	.41040	.19155	.11307
1956	5.9209	3.2644	.55134	.47404	.22671	.14925
1970	6.3793	2.7389	.42934	.21803	.02086	.01082
2014	5.9924	3.3223	.55443	.46062	.19361	.11429
2015	6.0594	3.4720	.57301	.50609	.25471	.17200
2019	5.1724	2.3054	.44571	.23955	-.02199	-.01426
2024	6.2204	3.3770	.54289	.45060	.20745	.13561
2042	3.0000	1.5128	.50427	.51772	.10169	-.10067
2043	3.6064	2.1175	.58715	.67009	.39900	.25878
2048	5.0104	2.9330	.58538	.54989	.26718	.16213
2050	4.9875	3.1267	.62692	.60897	.29780	.15819
2051	5.3284	2.8394	.53289	.49833	.26132	.13445
2053	4.4000	2.3111	.52525	.36779	-.04224	-.07933
2073	5.9045	3.0927	.52378	.46179	.23894	.14604
2082	4.3137	2.3736	.55025	.54219	.28155	.18820
2086	5.7784	3.1945	.55284	.47105	.21482	.14229
2088	6.0000	3.2168	.53613	.40468	.14559	.12243
2090	4.5520	2.5197	.55354	.51845	.24577	.16784
2096	6.0187	3.2829	.54545	.45606	.21050	.14299
2128	7.1917	3.7550	.52213	.42188	.20930	.13639
2131	4.8786	2.6559	.54441	.48382	.21441	.14245
2142	8.9000	4.7158	.52986	.45573	.27433	.16801

Appendix 4–3.2. L-moments of storm duration defined by 8-hour minimum interevent time for hourly rainfall stations in Texas—Continued.

Station no.	Duration mean (hours)	Duration L-scale (hours)	Duration L-CV (dimensionless)	Duration L-skew (dimensionless)	Duration L-kurtosis (dimensionless)	Duration Tau5 (dimensionless)
2160	8.9286	5.1190	0.57333	0.38032	0.08422	0.05073
2206	6.2066	3.2668	.52634	.46103	.23857	.14653
2238	5.6484	3.2583	.57687	.52524	.27730	.20050
2240	4.2308	2.3447	.55419	.48956	.13002	.02404
2242	6.6787	3.5710	.53469	.43779	.20591	.13026
2244	6.1925	3.4573	.55830	.46762	.21224	.13930
2247	5.6613	2.4223	.42786	.31217	.19142	.15602
2309	7.1678	3.7205	.51905	.41000	.19102	.12187
2312	5.2547	2.8037	.53357	.43307	.15441	.09364
2334	6.4154	3.4346	.53537	.39278	.11724	.05922
2336	5.4703	2.8816	.52677	.44538	.20045	.12908
2354	5.2903	2.9785	.56301	.51171	.22845	.07762
2355	7.6102	4.1251	.54205	.45137	.19377	.07205
2357	6.2194	3.6211	.58223	.51586	.25331	.15058
2360	5.5256	3.0883	.55891	.50790	.26371	.17840
2361	4.2709	2.2666	.53070	.52171	.28350	.20645
2394	6.7374	3.5304	.52400	.42177	.19990	.13183
2404	6.0936	3.2687	.53641	.44511	.20590	.13348
2415	7.0333	3.6413	.51773	.41208	.19877	.13346
2462	6.2695	3.3201	.52957	.42424	.18516	.12122
2528	7.1280	4.0138	.56310	.48943	.28776	.23049
2617	6.9545	3.6647	.52695	.43821	.21732	.13670
2619	6.2397	3.4117	.54677	.47269	.26219	.21142
2621	5.3883	2.9382	.54530	.49240	.25106	.16387
2675	5.6005	3.0719	.54850	.48015	.23123	.14834
2676	4.2774	2.3931	.55949	.53411	.23231	.12902
2679	4.9387	2.7924	.56542	.52320	.25323	.16650
2715	6.1920	3.2549	.52567	.44420	.21690	.13067
2744	5.3021	2.9230	.55129	.50126	.25716	.17390
2758	7.3089	4.2168	.57694	.50656	.26351	.15218
2794	5.9091	3.7636	.63692	.61997	.39614	.33816
2797	4.7618	2.5915	.54423	.50862	.25456	.16695
2811	4.9725	2.7988	.56286	.52751	.26882	.17739
2813	4.0333	2.0402	.50584	.51638	.32175	.25954
2814	5.2353	3.5956	.68680	.69325	.33947	.02548
2815	3.9773	2.1444	.53916	.51665	.20922	.10301
2818	6.1465	3.4062	.55417	.46253	.19847	.11153
2986	8.0616	4.3128	.53497	.41041	.18844	.13294
3005	5.5350	3.0513	.55127	.47397	.21605	.14797
3033	4.5030	2.1942	.48729	.46342	.25113	.15349
3034	--	--	--	--	--	--
3047	6.0571	3.0538	.50416	.43713	.25946	.21616
3103	4.5882	2.3761	.51787	.38006	.02457	-.03852
3133	6.6264	3.5066	.52919	.42599	.20058	.13745
3156	5.9621	3.3863	.56797	.47916	.20631	.12728
3171	6.6900	3.5436	.52969	.43953	.21656	.13846
3189	4.6270	2.5640	.55414	.53563	.28108	.18981
3260	5.4918	2.8352	.51626	.41313	.16152	.09938
3267	6.6786	3.7761	.56540	.52389	.31945	.22662
3270	3.8474	2.1326	.55428	.56961	.27970	.17099
3272	2.7917	1.3786	.49384	.59646	.29706	.15016
3277	5.5000	3.6000	.65455	.62500	.30632	.17628
3278	4.4156	2.3727	.53735	.53911	.31840	.24278
3280	4.6024	2.4022	.52194	.51663	.30649	.21368
3281	3.5217	1.9758	.56104	.63514	.36601	.22564
3283	7.2653	3.9944	.54979	.45220	.22292	.15010
3284	5.5159	3.0223	.54793	.46848	.21169	.14530
3285	4.6269	2.5549	.55218	.49612	.20113	.11914
3329	6.2966	3.4185	.54292	.45196	.21165	.13613
3335	6.9483	3.7229	.53581	.42558	.19692	.14103
3370	6.7106	3.5114	.52327	.43830	.21674	.13259
3410	4.9602	2.7127	.54688	.49080	.22887	.15383
3415	5.1536	2.8257	.54829	.47314	.20038	.13089
3430	6.1951	3.4249	.55284	.46589	.22073	.15146
3431	6.2911	3.5691	.56732	.43973	.15158	.11199
3441	5.4318	2.8145	.51815	.39048	.11890	.09227
3442	6.0853	2.9724	.48845	.41104	.22235	.16392
3446	4.9556	2.5488	.51432	.48278	.27395	.19441
3460	5.5909	2.6797	.47930	.36376	.15043	.09520
3462	6.3553	3.3817	.53210	.42982	.18658	.10525
3463	7.8776	4.1276	0.52396	0.37185	0.12905	0.06188
3476	6.2168	3.2156	.51725	.42886	.20899	.13900
3485	5.6400	2.1967	.38948	.24761	.15428	.19748
3507	4.9346	2.8394	.57540	.52531	.23099	.13603
3546	6.2991	3.4891	.55390	.45783	.20548	.13625
3547	5.8584	3.2798	.55983	.49384	.25544	.18372
3579	8.3291	4.6777	.56161	.48340	.27065	.18269
3642	6.1971	3.2977	.53213	.42780	.18785	.12592
3646	7.0296	3.5506	.50509	.41312	.21110	.13812
3668	9.5417	4.2917	.44978	.32307	.11667	.02575
3673	8.0968	4.4237	.54635	.52670	.37310	.26917
3686	4.8341	2.6411	.54635	.47193	.18319	.11872
3691	5.1537	2.8124	.54571	.47458	.20981	.14062
3734	6.1515	3.0398	.49415	.38213	.17337	.11480
3771	4.5955	2.5990	.56555	.52021	.21597	.11933
3789	4.0796	2.4093	.59056	.60031	.27783	.13723
3826	6.3707	3.1062	.48758	.37125	.14634	.08477
3831	6.2683	3.3084	.52779	.44708	.22600	.15453
3841	5.0000	2.5546	.51092	.45410	.22580	.14751
3871	6.5736	3.4017	.51749	.43368	.21511	.12929
3884	5.4348	1.8142	.33382	.15157	.14410	.10639
3941	8.4054	4.5268	.53856	.37610	.13903	.10358
3963	--	--	--	--	--	--
4040	6.2017	3.1994	.51589	.44350	.23229	.14929
4058	4.0667	1.6943	.41662	.30481	.10733	.02303
4098	3.7453	2.0009	.53423	.53901	.24542	.13842
4100	5.7035	2.9871	.52374	.44793	.21839	.14382
4137	4.2805	2.3107	.53981	.49907	.20707	.12212
4191	5.5500	3.1187	.56193	.50259	.24900	.16476
4256	--	--	--	--	--	--
4257	5.5918	3.1404	.56161	.48357	.21543	.14102
4258	4.9951	2.8467	.56990	.50211	.19922	.11873
4278	6.4105	3.3613	.52433	.46337	.25738	.17291
4299	4.3566	2.2955	.52691	.49959	.24638	.15664
4300	6.5673	3.6794	.56027	.47861	.23601	.15247
4305	6.4553	3.6023	.55803	.46790	.21857	.14137
4307	6.8906	4.0811	.59226	.49720	.23424	.16798
4309	6.1790	3.3206	.53740	.47478	.24578	.15055
4311	6.4303	3.4388	.53478	.45840	.23778	.15734
4313	6.4800	3.4994	.54003	.45203	.22524	.15002
4319	6.5048	3.0984	.47632	.39153	.21680	.13144
4329	6.5504	3.5670	.54455	.46444	.23089	.14464
4331	--	--	--	--	--	--
4375	4.1951	2.3589	.56230	.55393	.26588	.16681
4392	8.6752	4.5642	.52613	.41446	.20898	.13934
4425	4.1069	2.3642	.57566	.59451	.31359	.19373
4440	6.9696	3.5949	.51580	.44082	.22646	.13408
4476	5.1648	2.8349	.54889	.48429	.22265	.14855
4498	2.9231	1.2436	.42544	.45829	.28116	.26367
4517	6.4517	3.4235	.53063	.44133	.22286	.15811
4520	4.3268	2.4220	.55977	.53138	.23258	.13634
4525	6.7714	3.2840	.48498	.42161	.19812	.06646
4563	6.5000	3.7207	.57241	.56123	.42873	.42377
4570	5.2295	2.9639	.56677	.52071	.26023	.17003
4577	5.9828	3.3179	.55457	.46830	.21821	.15470
4591	7.4523	3.8467	.51617	.41030	.19421	.11790
4670	4.8539	2.6815	.55245	.50696	.24310	.16289
4671	4.7278	2.6574	.56209	.48030	.14779	.07304
4679	5.1950	2.8950	.55727	.48230	.20119	.12828
4696	3.9333	1.6190	.41162	.19638	-.03394	.08552
4703	5.3889	3.0749	.57059	.50951	.23553	.14548
4704	7.3525	4.0152	.54610	.42530	.17711	.10508
4731	6.5620	3.7860	.57695	.45876	.16128	.08069
4792	4.4977	2.4801	.55141	.51167	.23182	.15765
4819	5.5460	2.9701	.53554	.42613	.15416	.10180
4852	2.8235	1.6176	.57292	.79273	.57922	.42657
4866	6.3843	3.5008	.54835	.45636	.21500	.14511
4876	5.1438	2.7903	.54246	.46839	.21058	.15590
4878	6.9545	3.7008	.53214	.44186	.22119	.14228
4880	5.2005	2.8136	.54102	.48465	.24113	.16546

Appendix 4–3.2. L-moments of storm duration defined by 8-hour minimum interevent time for hourly rainfall stations in Texas—Continued.

Station no.	Duration mean (hours)	Duration L-scale (hours)	Duration L-CV (dimensionless)	Duration L-skew (dimensionless)	Duration L-kurtosis (dimensionless)	Duration Tau5 (dimensionless)
4920	4.9443	2.7640	0.55902	0.51377	0.24880	0.16668
4934	4.6250	2.8393	.61390	.58491	.18239	-.20755
4972	5.6861	3.0605	.53824	.45451	.21161	.14767
4973	6.8724	3.3896	.49322	.37661	.17039	.10205
4974	5.3672	2.8340	.52802	.46148	.23146	.16530
4975	5.1825	2.8401	.54802	.47062	.19695	.12651
4978	5.1656	2.8580	.55327	.47120	.18636	.12012
4979	11.091	5.6234	.50703	.40554	.25611	.17016
4982	5.9751	3.1402	.52555	.46709	.24642	.15560
5018	6.5334	3.3439	.51181	.46294	.26744	.17860
5048	4.3817	2.4795	.56586	.55731	.28089	.17505
5049	3.3495	1.7070	.50963	.49487	.13378	.00533
5056	6.2000	3.9000	.62903	.48718	.10256	.30769
5057	6.2287	3.7444	.60116	.54934	.28921	.18138
5060	6.6198	3.8291	.57843	.54313	.32447	.22748
5081	7.9067	4.0640	.51400	.40232	.19395	.12602
5094	5.2221	2.8366	.54318	.46847	.20501	.13528
5113	5.4779	3.0959	.56517	.50647	.24797	.16427
5114	--	--	--	--	--	--
5123	5.3125	2.8042	.52784	.51772	.33560	.23815
5192	5.9351	3.1941	.53818	.44979	.20482	.13222
5193	5.9992	3.3006	.55018	.46894	.22355	.14986
5224	6.2545	3.3709	.53896	.44291	.21252	.15690
5228	5.8434	3.3512	.57351	.50437	.24801	.17689
5235	7.6667	4.0909	.53360	.34970	.05827	.01599
5247	4.8064	2.6286	.54691	.50700	.25462	.17843
5258	6.8235	3.5243	.51650	.42397	.20917	.13166
5303	6.2662	3.2837	.52404	.46899	.24917	.14775
5312	4.5138	2.5419	.56315	.54212	.27024	.18175
5341	7.2759	4.1182	.56601	.54226	.32575	.15904
5342	--	--	--	--	--	--
5348	5.4772	3.0107	.54969	.46314	.19306	.12330
5358	5.5218	2.8444	.51513	.45217	.23918	.16397
5398	7.0288	3.7239	.52981	.43586	.21265	.13110
5410	4.5394	2.5208	.55531	.53772	.27950	.18884
5411	5.8417	3.2045	.54856	.47666	.23516	.15902
5424	7.9362	4.7937	.60403	.49329	.23601	.18255
5429	5.9781	3.3270	.55652	.49257	.25244	.16384
5431	10.667	4.4248	.41483	.17725	.13331	.08752
5461	7.4175	3.9401	.53119	.43262	.21375	.13877
5463	4.8464	2.6960	.55629	.49415	.20097	.11278
5471	2.1481	1.0427	.48541	.81683	.58497	.34389
5477	5.7200	3.6900	.64510	.65995	.43448	.30813
5528	6.2232	3.2234	.51797	.43105	.20335	.12420
5579	--	--	--	--	--	--
5580	4.9310	2.0640	.41858	.37311	.18895	.03944
5589	3.7901	1.9529	.51526	.51416	.25045	.16434
5590	5.6162	3.2331	.57568	.55160	.30865	.18410
5591	4.3694	2.1663	.49578	.49600	.29313	.19670
5592	4.3435	2.1371	.49203	.51019	.32201	.21993
5594	3.8249	1.9542	.51091	.56846	.36433	.24399
5595	--	--	--	--	--	--
5596	3.0759	1.6083	.52287	.60365	.30334	.16457
5600	4.9867	2.6585	.53311	.53934	.33220	.21776
5618	6.0000	2.4670	.41116	.27989	.04431	.00009
5650	6.2000	2.5632	.41341	.23956	.09409	.10118
5656	3.8728	2.1918	.56595	.58863	.29314	.16662
5658	6.4021	3.4181	.53391	.47041	.25597	.17080
5661	4.3833	2.6147	.59651	.60465	.31448	.19159
5666	6.2222	3.3571	.53954	.45393	.21765	.14264
5695	6.2068	3.3785	.54433	.44832	.20262	.13733
5742	6.0476	3.0619	.50630	.33601	.09593	.09148
5766	6.2647	3.0419	.48556	.36083	.12383	.06601
5770	5.2255	2.8873	.55255	.49348	.23428	.15421
5775	5.2143	2.9176	.55954	.44821	.11060	-.00479
5779	8.9091	5.0216	.56365	.44897	.28870	.29527
5840	7.2640	3.8299	.52725	.45647	.25305	.15991
5890	5.4628	3.0009	.54934	.49859	.26099	.17713
5891	5.1471	2.6501	.51487	.43878	.18396	.09753
5897	4.6338	2.5826	.55734	.50598	.20862	.11754
5957	4.9918	2.7575	0.55240	0.50481	0.25080	0.17659
5958	5.8950	3.0899	.52416	.46865	.25045	.14752
5973	7.1186	3.8435	.53993	.47683	.29810	.24088
5996	5.9783	3.2633	.54586	.45202	.20079	.13561
6017	5.3857	2.7746	.51518	.41147	.14701	.07576
6024	7.4164	4.1285	.55668	.46358	.23772	.16184
6050	8.2500	2.7974	.33907	.03920	.08657	.05760
6104	4.1435	2.2154	.53467	.54266	.30336	.21204
6108	5.9539	3.2880	.55225	.45812	.20020	.13662
6136	3.8022	2.0664	.54347	.55821	.27631	.17258
6166	5.5918	3.0065	.53766	.50136	.28399	.18953
6176	7.2929	3.9592	.54289	.42941	.18177	.10822
6177	5.8375	3.1860	.54577	.46284	.21606	.14769
6210	5.4320	2.9322	.53979	.45753	.20217	.13592
6211	5.4692	3.2054	.58608	.53143	.25550	.16302
6270	5.3220	2.9449	.55335	.47099	.19502	.12888
6275	--	--	--	--	--	--
6276	7.8571	3.5926	.45724	.36230	.21813	.12114
6335	6.7429	3.4694	.51453	.41918	.20213	.12280
6434	6.6087	3.0949	.46830	.34866	.20909	.14895
6504	4.4131	2.4595	.55733	.53544	.25680	.16111
6558	6.8750	3.8690	.56276	.49338	.27498	.19380
6615	3.9561	2.2204	.56127	.57599	.28965	.17738
6660	7.2195	3.9944	.55328	.45033	.21958	.15206
6663	4.1770	2.4083	.57657	.57762	.27501	.14769
6734	6.0000	3.2087	.53478	.44270	.19298	.11599
6736	4.4868	2.5280	.56343	.55169	.28683	.19160
6740	11.941	5.7868	.48461	.36722	.24578	.14759
6750	6.1281	3.7908	.61860	.55427	.27278	.19056
6757	6.3729	3.4726	.54490	.45180	.21130	.14208
6775	6.1821	3.3492	.54175	.46153	.22328	.13790
6776	4.7495	2.6005	.54754	.50584	.24535	.16606
6788	6.1099	2.8507	.46657	.35518	.16428	.10040
6792	3.4937	1.8257	.52257	.55844	.28660	.18200
6794	9.3793	4.5025	.48004	.38159	.22712	.10548
6834	5.1434	2.8063	.54561	.46460	.18742	.11933
6893	3.8122	2.1121	.55405	.57917	.29622	.18002
6935	3.9453	2.1489	.54466	.55501	.28610	.18947
6981	6.0966	3.2340	.53046	.47497	.25123	.14379
7020	8.3288	4.4111	.52962	.40024	.16913	.10063
7060	4.2719	2.3344	.54644	.52563	.24668	.14975
7066	6.3339	3.4074	.53796	.44398	.21081	.14475
7074	4.3335	2.3521	.54278	.51999	.25208	.16381
7097	6.3306	3.4441	.54404	.47436	.23875	.14522
7116	5.7663	3.0142	.52272	.46047	.24532	.16811
7140	5.8659	3.2742	.55817	.49759	.25257	.16211
7173	6.4537	3.7297	.57792	.50368	.24816	.15866
7174	6.5032	3.6462	.56068	.47328	.22808	.15620
7213	6.4475	3.5332	.54800	.47422	.23473	.13849
7243	5.1103	2.8961	.56672	.52122	.25795	.17431
7262	3.1048	1.7965	.57863	.71950	.42590	.20435
7274	5.4052	2.7710	.51265	.41808	.19428	.16247
7300	5.6828	2.9496	.51903	.44526	.21823	.13671
7311	4.4688	2.1220	.47485	.32960	.07275	.10899
7363	6.3571	3.0159	.47441	.35061	.12652	.03542
7422	5.4613	3.0437	.55731	.49469	.24095	.16495
7431	5.1101	2.8498	.55768	.52686	.28495	.19176
7481	4.6008	2.5449	.55314	.53491	.28060	.18729
7497	4.8227	2.7413	.56841	.52285	.23707	.14931
7498	4.8962	2.8156	.57505	.52753	.23335	.13690
7499	4.8525	2.6760	.55148	.48918	.20458	.12383
7531	7.7067	4.2442	.55072	.45334	.23006	.16008
7534	5.6724	3.1889	.56218	.50828	.25934	.16562
7556	5.1375	2.8234	.54958	.48290	.21659	.14272
7594	6.3980	3.4338	.53670	.46409	.24152	.15826
7596	6.2701	3.5090	.55964	.51382	.29757	.20812
7608	5.8098	3.1674	.54518	.45381	.20002	.13744
7622	4.2727	2.6494	.62006	.67843	.42389	.27004
7700	7.1714	3.7674	.52534	.43570	.22520	.14806
7706	4.8816	2.7241	.55804	.51336	.24192	.15087

Appendix 4–3.2. L-moments of storm duration defined by 8-hour minimum interevent time for hourly rainfall stations in Texas—Continued.

Station no.	Duration mean (hours)	Duration L-scale (hours)	Duration L-CV (dimensionless)	Duration L-skew (dimensionless)	Duration L-kurtosis (dimensionless)	Duration Tau5 (dimensionless)
7718	6.5221	3.4686	0.53181	0.44082	0.23763	0.19500
7745	8.5591	4.6737	.54605	.42850	.20855	.14111
7922	4.2360	2.3302	.55009	.53190	.24404	.13598
7936	5.6932	3.0937	.54339	.47164	.23399	.16555
7943	5.8113	3.1615	.54403	.48393	.25255	.16984
7944	6.5238	3.8069	.58355	.49834	.24555	.19514
7945	6.7265	3.7852	.56273	.47560	.23273	.15557
7947	5.6963	3.3828	.59387	.55129	.30374	.23275
7948	5.7391	3.1774	.55363	.48180	.23196	.15500
7951	6.7221	3.4128	.50770	.41672	.20792	.13144
7953	6.6541	3.7650	.56581	.51458	.28326	.17171
7981	5.7920	3.1926	.55122	.46298	.19434	.11137
7990	6.4825	3.7188	.57367	.50531	.26957	.19298
7992	5.4643	1.7976	.32898	.18560	.10762	.01848
7997	5.1360	2.4401	.47510	.39111	.18660	.11943
7999	5.5263	3.0175	.54603	.38235	.02745	-.03001
8022	5.8108	3.4247	.58936	.57614	.36237	.27350
8023	4.7283	2.6666	.56397	.54906	.29463	.19328
8047	5.3788	2.9689	.55197	.48984	.24249	.17539
8060	6.7643	3.8154	.56405	.47566	.21974	.13018
8062	7.6444	4.5303	.59263	.54725	.34597	.28004
8068	4.7949	2.7989	.58373	.54659	.25300	.15764
8081	5.7527	3.2604	.56676	.50891	.26425	.18336
8089	5.9302	2.9424	.49617	.33033	.05991	.00855
8221	10.714	5.2667	.49156	.38517	.25780	.18059
8252	4.7902	2.6796	.55939	.53788	.28545	.18917
8265	7.4594	3.9758	.53298	.44701	.22197	.12828
8289	7.0000	4.2700	.61000	.52793	.25042	.13429
8305	3.7334	1.9652	.52638	.54072	.27346	.17988
8335	7.6639	4.0715	.53126	.43119	.22044	.15041
8400	4.3264	2.5443	.58809	.60325	.33021	.21840
8445	6.9759	3.7249	.53397	.45526	.24132	.15990
8446	5.1178	2.8117	.54939	.48621	.22004	.14026
8451	6.0567	3.2178	.53128	.46665	.24493	.15611
8531	6.6267	3.5385	.53398	.44939	.22203	.14087
8541	6.6937	3.2729	.48895	.43689	.23160	.10026
8544	6.4618	3.5624	.55130	.47365	.24281	.16217
8545	7.5000	3.8939	.51919	.34786	.12086	.11502
8563	4.7375	2.5413	.53643	.46229	.18425	.13232
8566	4.7050	2.5738	.54703	.50970	.24885	.16011
8583	4.2289	2.3457	.55469	.52363	.21563	.11464
8584	5.3500	2.9546	.55226	.49246	.24507	.17570
8623	5.1860	2.8394	.54752	.47769	.21451	.14445
8625	7.0329	3.5575	.50583	.42431	.22380	.15060
8630	5.2363	2.8329	.54101	.48302	.23688	.15692
8631	6.0596	3.2439	.53532	.47753	.26233	.18003
8646	6.5376	3.4014	.52028	.42335	.20160	.13169
8647	4.3255	2.4022	.55535	.53297	.24661	.14772
8677	6.8852	3.1767	.46137	.34142	.16279	.09442
8696	4.9655	2.3621	.47569	.40609	.22342	.17852
8743	6.6530	3.5628	.53552	.43458	.20414	.13592
8761	4.1255	2.2365	.54213	.53190	.26108	.17283
8778	5.5474	3.0790	.55504	.47045	.20075	.13211
8845	5.6957	3.2332	.56765	.49362	.22713	.14907
8859	7.4069	3.8981	.52628	.42139	.20823	.14280
8898	7.3492	3.7297	.50749	.42127	.22459	.14310
8908	6.1628	3.0078	.48805	.41052	.22120	.11897
8910	4.6364	1.6450	0.35481	0.23842	0.11967	0.00166
8911	5.2781	2.9474	.55841	.50934	.25905	.17397
8924	3.8860	1.9204	.49417	.51179	.29592	.19798
8929	7.1538	3.9785	.55613	.43271	.18743	.12847
8942	5.5863	3.0808	.55150	.45496	.17986	.12032
8944	6.0688	3.3733	.55585	.47646	.23352	.16458
8996	6.2029	3.2890	.53022	.46692	.24443	.15312
9014	8.4783	3.6482	.43030	.32178	.19161	.09831
9037	5.3779	2.9509	.54870	.50585	.26607	.17302
9106	5.4147	2.9807	.55048	.53577	.33557	.24996
9107	3.3250	1.8994	.57124	.67096	.38475	.21740
9129	5.6033	3.0351	.54167	.47082	.24022	.17991
9163	5.5790	3.0441	.54563	.47571	.22720	.14664
9213	6.9225	4.0845	.59003	.47513	.20456	.17415
9214	6.6970	3.4072	.50877	.54243	.37455	.20050
9222	7.2716	3.8565	.53036	.39187	.15545	.10992
9248	6.5474	3.7575	.57389	.48365	.20400	.09384
9266	6.5542	3.4331	.52381	.44710	.21324	.10258
9270	3.6667	1.9539	.53288	.55826	.28778	.19075
9295	4.0696	2.2456	.55181	.51166	.18276	.10885
9304	--	--	--	--	--	--
9307	6.1564	3.2633	.53007	.44266	.21773	.14972
9328	6.4973	3.8184	.58768	.53254	.28940	.18829
9329	8.0625	4.6792	.58036	.45223	.19026	.06659
9345	--	--	--	--	--	--
9363	5.8474	3.3049	.56520	.48941	.22615	.14415
9364	5.9369	3.3714	.56788	.50509	.25538	.16800
9365	5.0263	2.2966	.45691	.33550	.15850	.13803
9371	6.8063	3.7466	.55046	.47388	.24841	.16993
9417	6.3694	3.3741	.52974	.43967	.21365	.14351
9419	6.8088	3.6818	.54074	.44313	.21010	.13758
9435	5.6747	3.4002	.59919	.58828	.36169	.25269
9491	5.9083	3.1851	.53908	.45415	.20999	.13473
9499	4.5722	2.5454	.55671	.52394	.24806	.16006
9522	8.3529	3.7794	.45246	.35486	.16954	.08291
9527	4.0451	2.2215	.54918	.54539	.26355	.16696
9532	5.2682	2.8782	.54634	.48209	.23367	.16906
9544	3.0000	1.6000	.53333	.50000	-.25000	-1.25000
9565	4.9654	2.6725	.53822	.48327	.23437	.16469
9570	3.9200	2.1917	.55911	.57518	.29102	.18439
9574	3.6400	1.9000	.52198	.49657	.15457	.02140
9588	5.4739	3.1760	.58022	.52492	.25242	.15972
9665	5.9525	3.2701	.54935	.47254	.22857	.15099
9715	5.7555	3.0941	.53759	.44924	.19956	.12889
9729	6.4812	3.4826	.53735	.44869	.21805	.14337
9772	6.0393	3.2958	.54571	.49191	.26428	.17176
9814	7.7632	4.0946	.52744	.47780	.28178	.18822
9815	6.7414	3.6422	.54027	.45070	.22381	.15161
9816	5.5875	3.0239	.54119	.46302	.20683	.12101
9817	4.7196	2.5657	.54363	.49266	.22510	.15200
9829	4.5420	2.5590	.56343	.55184	.29059	.19193
9830	4.4909	2.3336	.51963	.46706	.21522	.15798
9858	5.7841	3.0374	.52512	.46715	.25213	.16834
9893	5.7176	3.1354	.54838	.47730	.23949	.17415
9916	6.1758	3.3445	.54155	.43104	.17753	.12075
9976	5.5530	3.2057	.57730	.53106	.27632	.18316

Appendix 4–3.3. L-moments of storm duration defined by 12-hour minimum interevent time for hourly rainfall stations in Texas.

[--, not available]

Station no.	Duration mean (hours)	Duration L-scale (hours)	Duration L-CV (dimensionless)	Duration L-skew (dimensionless)	Duration L-kurtosis (dimensionless)	Duration Tau5 (dimensionless)	Station no.	Duration mean (hours)	Duration L-scale (hours)	Duration L-CV (dimensionless)	Duration L-skew (dimensionless)	Duration L-kurtosis (dimensionless)	Duration Tau5 (dimensionless)
0015	13.857	8.3333	0.60137	0.60686	0.63429	0.62286	1154	8.3535	5.1238	0.61337	0.47364	0.17159	0.10701
0016	7.7733	4.4415	.57138	.47762	.23825	.15434	1165	7.6225	4.3081	.56518	.47737	.24340	.15452
0050	8.5492	4.6422	.54300	.41728	.18387	.11508	1185	5.0950	2.9414	.57732	.55946	.30744	.19388
0054	5.9245	3.2612	.55047	.44376	.17006	.08606	1186	7.4957	4.3145	.57559	.50012	.28830	.22759
0120	14.455	8.6926	.60138	.51051	.25890	.10077	1188	6.5000	4.2333	.65128	.57480	.25759	.17060
0145	6.5810	4.3933	.66758	.62079	.32248	.18431	1245	13.667	7.5869	.55514	.49933	.32242	.23838
0146	8.9773	4.5714	.50921	.43828	.30915	.20048	1246	6.1588	3.7124	.60278	.51595	.20998	.10805
0174	4.7471	2.8725	.60510	.60555	.32561	.19391	1267	6.9773	3.9490	.56599	.48976	.25407	.16153
0178	5.9091	3.4113	.57729	.53604	.26109	.07093	1304	7.8930	4.3749	.55428	.44427	.20915	.13191
0179	4.8037	2.5573	.53236	.54658	.34456	.23539	1325	8.1968	4.6503	.56733	.46948	.22216	.12123
0202	4.3271	2.5765	.59542	.60309	.29967	.15148	1429	7.0223	4.0335	.57439	.48726	.23373	.14298
0206	6.1429	3.5111	.57157	.48084	.20602	.12281	1431	8.7622	5.0195	.57285	.47131	.23099	.13500
0208	--	--	--	--	--	--	1432	8.5838	4.9277	.57407	.47735	.23409	.13421
0211	7.3653	4.1957	.56965	.48022	.23138	.13560	1433	8.7518	4.9056	.56052	.46163	.22649	.13019
0244	11.188	6.2419	.55794	.41975	.18271	.12798	1434	8.1143	4.4693	.55080	.45633	.22856	.13353
0248	5.4125	3.1859	.58862	.55266	.29119	.18977	1435	8.2050	4.6990	.57270	.46446	.21032	.11516
0262	7.7123	4.2641	.55290	.43922	.19823	.12256	1436	8.9691	4.9231	.54890	.44927	.21629	.11582
0271	10.909	4.7965	.43968	.35848	.32861	.29440	1437	8.9130	6.2648	.70288	.74763	.56764	.40890
0380	7.3259	3.9890	.54451	.45103	.21648	.11986	1438	8.6137	4.8593	.56414	.46999	.23310	.13258
0394	12.333	7.8611	.63739	.54064	.26552	.04947	1462	--	--	--	--	--	--
0408	8.2963	4.7721	.57521	.53256	.36466	.31122	1492	5.9090	3.5590	.60231	.54930	.27612	.16978
0427	7.5965	4.7425	.62430	.52361	.24572	.17932	1500	9.4444	4.7550	.50347	.49718	.40725	.35963
0428	8.8882	5.2070	.58583	.47105	.21968	.13575	1528	6.0446	3.6488	.60365	.55061	.28491	.18520
0429	10.638	6.3407	.59604	.49359	.25593	.14792	1541	6.8226	3.9569	.57997	.43018	.10360	.03805
0463	6.7130	3.8552	.57429	.46668	.18137	.08663	1569	7.6500	4.5483	.59455	.52283	.28940	.19957
0493	8.5882	3.9044	.45462	.30471	.06403	-.02405	1632	--	--	--	--	--	--
0495	5.5777	3.4343	.61572	.59497	.33058	.20693	1641	6.5514	3.7503	.57244	.51372	.26824	.14956
0496	1.3333	.31339	.23504	.87709	.70364	.49273	1646	5.0178	2.9481	.58753	.55595	.27415	.16290
0498	1.4167	.40152	.28342	.92453	.81132	.66038	1663	8.3571	5.3653	.64200	.52863	.22127	.11508
0509	7.8431	4.6517	.59309	.49537	.23914	.15140	1671	7.0095	4.1740	.59547	.50797	.24107	.14829
0518	6.4894	3.7803	.58253	.49098	.21663	.13243	1680	8.2258	4.5378	.55166	.45015	.21972	.13447
0521	8.4242	4.3390	.51506	.39418	.14700	.04749	1694	7.1370	4.2798	.59967	.48320	.18957	.11844
0556	7.2523	3.8154	.52610	.45542	.28224	.22824	1696	7.4472	4.2998	.57738	.49775	.25559	.15561
0569	6.6722	3.9453	.59131	.51364	.25188	.15998	1697	7.0235	3.9213	.55831	.50509	.25474	.12283
0572	7.3107	4.0847	.55873	.48343	.25231	.15502	1698	6.0874	3.6166	.59412	.51743	.23615	.14880
0576	9.1069	5.4568	.59920	.49368	.24168	.14336	1720	5.4306	3.5025	.64496	.62747	.32976	.18228
0580	7.6183	4.2487	.55769	.45510	.21146	.12791	1761	7.9099	4.3903	.55504	.40448	.17148	.15959
0587	8.6927	4.6952	.54013	.44597	.22184	.12191	1773	7.3248	4.1039	.56028	.44803	.20184	.13491
0605	7.3000	3.9567	.54202	.43166	.19179	.11039	1810	5.9583	2.9185	.48981	.45263	.36387	.30726
0639	5.5696	3.3619	.60363	.56288	.28600	.17239	1823	5.6957	2.1818	.38307	.21066	.07531	.04104
0655	--	--	--	--	--	--	1870	9.2647	5.1075	.55129	.46326	.24068	.13363
0665	7.8696	4.4083	.56018	.47075	.23197	.13447	1875	6.7647	3.3309	.49239	.53201	.41627	.28867
0689	7.6897	4.7342	.61566	.54995	.29822	.18217	1876	9.1224	4.6803	.51305	.31507	.05745	.03934
0690	4.6066	2.7345	.59362	.57532	.26387	.12198	1889	10.668	6.3441	.59469	.44422	.18864	.13688
0691	7.2118	4.0088	.55586	.46814	.23203	.14638	1903	4.6476	2.6827	.57724	.53742	.22256	.10027
0708	5.4000	3.1748	.58792	.52735	.23795	.14777	1914	8.6500	4.2974	.49681	.57624	.41825	.31005
0738	8.4516	4.5573	.53922	.42532	.19169	.10434	1920	7.2829	4.1254	.56645	.49665	.26969	.17057
0776	6.0977	3.5467	.58164	.52278	.26455	.16043	1921	7.5644	4.1863	.55341	.43874	.19508	.11885
0779	4.5170	2.7181	.60176	.60270	.30557	.16928	1937	9.2165	5.0737	.55050	.43887	.20675	.12049
0784	5.4106	3.2174	.59464	.55952	.29364	.19131	1956	7.1140	4.0919	.57519	.48467	.23289	.14622
0786	7.4714	4.4259	.59238	.51057	.25476	.15299	1970	9.9583	5.8098	.58341	.55988	.42771	.34065
0917	8.1826	4.5340	.55410	.46187	.23198	.13944	2014	7.5344	4.5548	.60453	.51238	.24129	.14092
0923	10.593	4.9715	.46934	.23521	.03032	.04066	2015	7.7057	4.6775	.60702	.51919	.25541	.15631
0926	7.3535	4.1160	.55974	.45555	.20894	.12615	2019	7.8800	4.2500	.53934	.45616	.31704	.35701
0950	3.2444	1.1859	.36550	.48449	.37836	.22613	2024	7.5689	4.2822	.56576	.45478	.20169	.12227
0996	10.042	4.3569	.43388	.23863	-.05160	-.06203	2042	4.0833	2.1136	.51763	.39642	.00836	-.05854
1013	4.7306	2.9439	.62230	.63361	.35005	.20856	2043	4.8488	3.1192	.64328	.66250	.37596	.21021
1017	6.8796	4.0427	.58763	.50310	.24484	.15919	2048	6.2107	3.8299	.61666	.55753	.27607	.16650
1042	13.850	5.9447	.42922	.27490	.15363	.28529	2050	7.2571	5.0265	.69263	.63858	.32399	.14664
1048	4.1852	1.7550	.41933	.45286	.31250	.25931	2051	5.7692	3.2163	.55750	.51812	.26807	.12688
1053	7.8610	4.3775	.55687	.45793	.22541	.14748	2053	4.4000	2.3111	.52525	.36779	-.04224	-.07933
1057	7.6135	4.1111	.53997	.45297	.23345	.14649	2073	7.1632	4.1182	.57490	.51856	.28667	.17487
1063	10.636	5.1126	.48067	.26647	.05943	.04839	2082	5.1861	3.0331	.58485	.55522	.29090	.18498
1068	7.4621	4.3166	.57848	.48008	.23006	.14993	2086	7.1633	4.1198	.57513	.47153	.21096	.13095
1080	4.5026	2.6448	.58738	.57809	.28367	.16194	2088	8.4082	4.5799	.54470	.34501	.05653	.01217
1081	8.4898	4.5619	.53734	.41799	.18305	.10010	2090	5.5845	3.2604	.58384	.52842	.26259	.17745
1133	9.8750	5.8750	.59494	.42675	.14169	.07607	2096	7.3305	4.1429	.56516	.45625	.20533	.13141
1136	7.5682	4.6607	.61582	.53176	.26264	.15955	2128	9.0898	4.9651	.54623	.43233	.20982	.12895
1138	6.8947	2.8772	.41730	.42037	.17235	.03916	2131	6.2111	3.5610	.57332	.48107	.20480	.12166
1139	10.056	5.5993	.55681	.42751	.22223	.17961	2142	9.8421	5.2690	.53535	.49259	.30926	.17885

Appendix 4–3.3. L-moments of storm duration defined by 12-hour minimum interevent time for hourly rainfall stations in Texas—Continued.

Station no.	Duration mean (hours)	Duration L-scale (hours)	Duration L-CV (dimensionless)	Duration L-skew (dimensionless)	Duration L-kurtosis (dimensionless)	Duration Tau5 (dimensionless)
2160	13.739	8.3123	0.60501	0.42137	0.14163	0.05583
2206	7.3109	4.1069	.56175	.49717	.27037	.17106
2238	6.8968	4.1585	.60296	.53303	.27742	.18112
2240	5.8511	3.4399	.58792	.46178	.10288	.00965
2242	8.4372	4.7291	.56050	.44106	.19412	.11006
2244	7.7892	4.5148	.57961	.46665	.20576	.12552
2247	6.9649	3.3421	.47985	.38533	.22676	.14308
2309	8.6375	4.5998	.53254	.40629	.18339	.10997
2312	6.7069	3.7516	.55936	.44503	.18229	.12225
2334	7.7500	4.3048	.55546	.38020	.07890	.01703
2336	6.1062	3.3771	.55307	.45987	.19341	.10657
2354	7.3704	4.3960	.59644	.47847	.15275	.00200
2355	9.0926	5.4504	.59943	.52588	.26918	.12858
2357	7.5684	4.5612	.60266	.51328	.23923	.12655
2360	6.9929	4.1030	.58673	.50288	.24137	.14329
2361	5.5215	3.2028	.58006	.53334	.26912	.16216
2394	8.0420	4.4093	.54828	.43958	.20830	.12758
2404	7.4350	4.1776	.56189	.45089	.19897	.11830
2415	8.4269	4.5799	.54348	.42855	.19987	.12150
2462	7.4116	4.0993	.55309	.43726	.18795	.11141
2528	8.4052	5.0711	.60334	.51938	.28188	.18256
2617	8.2582	4.5034	.54533	.45454	.23948	.15972
2619	7.8227	4.4582	.56991	.46864	.23976	.17705
2621	6.4554	3.7075	.57433	.50068	.24416	.14514
2675	6.7466	3.8834	.57561	.49043	.23153	.13583
2676	5.4703	3.2868	.60084	.54658	.24936	.13830
2679	6.3805	3.8580	.60466	.53728	.26250	.15695
2715	7.4321	4.0571	.54589	.43919	.19645	.11130
2744	6.6885	3.9512	.59075	.51972	.26123	.15829
2758	9.2818	5.5671	.59978	.50747	.26093	.16175
2794	6.7273	3.9636	.58919	.51376	.30810	.29434
2797	5.8156	3.3881	.58258	.53004	.26764	.16212
2811	6.2099	3.6972	.59537	.53351	.26769	.16626
2813	5.4444	3.0256	.55573	.50102	.26083	.16987
2814	5.2353	3.5956	.68680	.69325	.33947	.02548
2815	4.8988	2.7048	.55213	.47665	.17422	.08687
2818	7.3207	4.2734	.58374	.49124	.23490	.14700
2986	9.7116	5.4731	.56356	.43467	.19066	.11018
3005	6.6332	3.7917	.57163	.47413	.21159	.13628
3033	5.0511	2.6293	.52053	.50021	.27711	.15908
3034	--	--	--	--	--	--
3047	6.4706	3.2496	.50220	.42046	.22792	.17707
3103	5.0606	2.8106	.55539	.44635	.11277	.04434
3133	7.9462	4.3594	.54862	.43122	.19515	.12163
3156	7.6772	4.4560	.58043	.45547	.18387	.11364
3171	7.8966	4.3800	.55468	.45798	.22797	.14249
3189	5.9768	3.6105	.60408	.55714	.29076	.18431
3260	6.7160	3.8291	.57015	.48656	.24280	.16393
3267	7.3271	4.2303	.57735	.52566	.32338	.23790
3270	5.0387	2.9885	.59311	.55460	.25867	.14531
3272	3.2609	1.7154	.52606	.56155	.21494	.02105
3277	6.6000	4.4571	.67532	.61144	.26529	.07612
3278	5.2338	3.0226	.57752	.57312	.34871	.24636
3280	5.3228	2.9758	.55906	.55120	.33390	.21902
3281	3.7778	2.2111	.58529	.65132	.37785	.21967
3283	9.0575	5.1413	.56763	.44828	.20763	.12695
3284	6.8648	3.9509	.57552	.47867	.21803	.13640
3285	6.0927	3.5556	.58359	.49022	.19858	.11455
3329	7.7248	4.4674	.57832	.48221	.23251	.13872
3335	8.8558	4.9513	.55910	.42271	.16786	.08770
3370	7.8266	4.2771	.54648	.44516	.20858	.12048
3410	6.2233	3.6072	.57963	.50156	.23741	.15258
3415	6.5957	3.8154	.57847	.48263	.21458	.13723
3430	8.0384	4.6390	.57711	.46666	.21671	.14014
3431	9.4919	5.9452	.62634	.48811	.19032	.10043
3441	6.5610	3.8012	.57937	.48363	.20542	.10960
3442	7.3226	3.8898	.53120	.45580	.24675	.16395
3446	5.8976	3.2972	.55908	.53137	.31318	.20722
3460	6.7561	3.5537	.52599	.41920	.18549	.10301
3462	7.2014	3.9323	.54604	.44751	.22095	.15124
3463	8.2500	4.4778	0.54277	0.39365	0.12722	0.03383
3476	7.3752	4.0631	.55091	.45503	.21565	.12530
3485	8.2727	3.4459	.41654	.26457	.16404	.04047
3507	6.2616	3.7923	.60564	.52175	.22074	.11730
3546	7.7402	4.4533	.57535	.46106	.20279	.12542
3547	7.1436	4.2194	.59065	.50311	.24295	.14783
3579	8.8182	5.1042	.57883	.49717	.26967	.16880
3642	7.4950	4.1392	.55226	.43367	.18894	.11965
3646	8.0033	4.2002	.52481	.42465	.20951	.12833
3668	13.250	5.9026	.44548	.25338	.07232	.09535
3673	12.720	7.1233	.56001	.43000	.17530	.05809
3686	6.2781	3.6394	.57969	.48341	.20599	.13528
3691	6.3969	3.6685	.57349	.48077	.21319	.13346
3734	9.2857	5.3836	.57977	.43977	.16894	.06382
3771	5.6756	3.3267	.58614	.50444	.20363	.11426
3789	5.2286	3.3505	.64082	.62480	.32028	.17627
3826	7.8302	4.0199	.51338	.38251	.16001	.11550
3831	7.6194	4.3265	.56783	.48227	.24573	.15589
3841	6.2434	3.5359	.56633	.50186	.25920	.16703
3871	8.1707	4.6264	.56622	.48712	.25698	.15336
3884	6.7143	2.4143	.35957	.15665	.14201	.06208
3941	11.203	6.3460	.56645	.44591	.26270	.21976
3963	--	--	--	--	--	--
4040	7.0045	3.7953	.54184	.45893	.22881	.13448
4058	6.3462	3.5708	.56267	.59306	.42093	.25671
4098	4.8556	2.7976	.57616	.53774	.24776	.14101
4100	6.8924	3.8243	.55485	.46774	.23418	.15580
4137	5.7058	3.3184	.58158	.50677	.22085	.13094
4191	6.8681	4.0514	.58989	.50484	.23605	.13598
4256	--	--	--	--	--	--
4257	7.0199	4.0602	.57838	.46780	.19487	.11723
4258	6.7143	4.0192	.59860	.48616	.17599	.08505
4278	7.5820	4.2082	.55503	.47872	.25228	.15523
4299	4.8080	2.6430	.54970	.51783	.26535	.16844
4300	8.2283	4.8213	.58593	.48553	.23459	.14353
4305	8.2067	4.8628	.59254	.49005	.23235	.14067
4307	9.2759	5.8647	.63225	.51659	.23233	.12938
4309	7.3889	4.2206	.57121	.49948	.25876	.15278
4311	7.8107	4.4382	.56822	.48422	.24902	.15019
4313	8.5188	4.8634	.57090	.46361	.22168	.12950
4319	7.6224	3.9938	.52395	.44697	.23923	.12251
4329	7.9134	4.5529	.57534	.48236	.23535	.13796
4331	--	--	--	--	--	--
4375	5.5687	3.3839	.60767	.56005	.27152	.16084
4392	10.692	5.9516	.55663	.44072	.21048	.12315
4425	5.2114	3.2217	.61820	.59960	.31469	.18551
4440	8.4048	4.5827	.54525	.45621	.22342	.12485
4476	6.5130	3.7229	.57160	.47184	.19938	.11681
4498	5.2727	3.4909	.66207	.72222	.55295	.48177
4517	7.8876	4.4238	.56085	.45575	.22051	.14305
4520	5.8086	3.4241	.58948	.50763	.20865	.11598
4525	9.7667	5.9713	.61139	.58856	.38008	.23425
4563	7.7500	4.3056	.55556	.50996	.37923	.36227
4570	6.5174	3.8571	.59182	.51521	.24803	.15495
4577	7.1870	4.1857	.58240	.48724	.23135	.14882
4591	8.8992	4.8481	.54478	.43332	.20407	.11771
4670	6.1272	3.5769	.58377	.51310	.24884	.16040
4671	6.9527	4.2268	.60794	.50297	.21684	.15797
4679	6.7325	3.9487	.58650	.48427	.20495	.12642
4696	4.1429	1.6264	.39257	.15541	-.01966	.11241
4703	6.0579	3.5044	.57849	.49561	.22174	.14040
4704	8.9093	4.9873	.55979	.41601	.15637	.08213
4731	8.2419	4.8505	.58852	.43571	.12586	.03832
4792	5.8184	3.4202	.58782	.51533	.23193	.14010
4819	6.9514	3.9061	.56191	.43510	.16287	.09878
4852	3.6250	2.3917	.65977	.84370	.68794	.58372
4866	7.7035	4.3841	.56911	.46100	.21283	.13570
4876	6.0949	3.4128	.55995	.46658	.21202	.15277
4878	8.4680	4.7445	.56029	.45896	.22282	.13035
4880	6.2859	3.6262	.57688	.51207	.26346	.16992

Appendix 4–3.3. L-moments of storm duration defined by 12-hour minimum interevent time for hourly rainfall stations in Texas—Continued.

Station no.	Duration mean (hours)	Duration L-scale (hours)	Duration L-CV (dimen-sionless)	Duration L-skew (dimen-sionless)	Duration L-kurtosis (dimen-sionless)	Duration Tau5 (dimen-sionless)
4920	5.9126	3.4644	0.58593	0.52148	0.25144	0.15515
4934	7.8571	4.8571	.61818	.42353	.00000	-.09804
4972	6.9996	3.9145	.55925	.45258	.20148	.12727
4973	8.3363	4.3984	.52762	.40234	.17216	.08948
4974	6.5912	3.6724	.55717	.47590	.24060	.16347
4975	6.5364	3.7133	.56809	.45897	.18429	.11056
4978	6.6224	3.8923	.58776	.47636	.17954	.09841
4979	12.000	5.9857	.49881	.37947	.21136	.10926
4982	7.0456	3.8542	.54704	.46346	.22831	.13850
5018	7.7419	4.1591	.53722	.46499	.24150	.13456
5048	5.4888	3.3206	.60498	.56819	.28885	.17042
5049	3.8384	2.0000	.52105	.46113	.11025	.01406
5056	6.2000	3.9000	.62903	.48718	.10256	.30769
5057	7.5027	4.6813	.62395	.55411	.28940	.17332
5060	7.6259	4.6364	.60798	.56867	.33975	.21961
5081	9.4417	5.0589	.53580	.41714	.20215	.12950
5094	6.6418	3.7910	.57078	.46908	.20032	.12118
5113	7.1575	4.3472	.60736	.52820	.26182	.16039
5114	--	--	--	--	--	--
5123	6.2667	3.4952	.55775	.47935	.22029	.11069
5192	7.3115	4.1383	.56601	.46434	.21337	.13025
5193	7.5320	4.3608	.57897	.47851	.22249	.13506
5224	8.1207	4.6809	.57642	.46554	.22449	.15562
5228	6.3441	3.7202	.58641	.51019	.24801	.16439
5235	9.4000	4.9655	.52825	.34127	.10340	.08901
5247	6.0442	3.5132	.58125	.51430	.25150	.15820
5258	8.2763	4.5238	.54660	.43517	.19723	.10779
5303	7.7035	4.3172	.56042	.49064	.24936	.13289
5312	5.8187	3.4939	.60046	.54294	.26220	.15769
5341	8.5185	4.7236	.55452	.45008	.19747	.06931
5342	--	--	--	--	--	--
5348	6.9774	3.9952	.57259	.46301	.19868	.12899
5358	6.5962	3.6140	.54790	.47846	.25700	.16951
5398	8.3468	4.6387	.55574	.45182	.21276	.11887
5410	5.5608	3.2971	.59292	.55511	.29329	.18778
5411	7.2618	4.1906	.57708	.48825	.23899	.14986
5424	10.481	6.5139	.62148	.49574	.24393	.17791
5429	7.2325	4.2926	.59351	.51997	.26933	.16615
5431	13.312	5.8375	.43850	.18997	.02840	-.03965
5461	8.9519	5.0151	.56023	.45581	.22634	.14088
5463	6.0243	3.5018	.58128	.48929	.19458	.10174
5471	3.4400	1.9333	.56202	.57886	.15619	-.12842
5477	6.6250	4.2409	.64014	.60475	.34577	.21013
5528	7.3404	3.9719	.54110	.43794	.19995	.11918
5579	--	--	--	--	--	--
5580	6.4074	3.0057	.46910	.33846	.07763	-.03530
5589	4.4942	2.4277	.54018	.49893	.21531	.10806
5590	6.9529	4.1360	.59486	.53582	.27434	.14296
5591	5.1601	2.8226	.54701	.54874	.33621	.22110
5592	5.5211	3.0874	.55920	.56660	.35980	.23726
5594	4.3041	2.4462	.56833	.64352	.44855	.31273
5595	--	--	--	--	--	--
5596	4.0835	2.3869	.58453	.60550	.30769	.16430
5600	5.9528	3.4600	.58124	.58821	.37607	.24283
5618	7.9394	3.3731	.42486	.28094	.12411	.15294
5650	7.1053	2.8772	.40494	.19225	.09344	.09684
5656	5.2131	3.1374	.60183	.55787	.25546	.13675
5658	7.6450	4.3835	.57338	.50478	.27398	.16913
5661	5.5747	3.5189	.63124	.60068	.31166	.18843
5666	6.7143	3.7025	.55144	.44976	.19266	.09626
5695	7.3778	4.2104	.57069	.46416	.21153	.13695
5742	7.6316	3.9708	.52031	.35164	.11656	.04934
5766	8.5667	4.3138	.50356	.30311	.04830	.03595
5770	6.4132	3.7095	.57841	.49907	.23934	.15444
5775	6.3077	3.6538	.57927	.44689	.10335	-.04508
5779	12.000	7.2105	.60088	.47388	.29100	.28812
5840	9.0817	5.1790	.57026	.48884	.26244	.15279
5890	6.9027	3.9976	.57914	.50343	.25554	.16237
5891	6.1321	3.3855	.55209	.46633	.20328	.11236
5897	6.0254	3.5147	.58331	.48510	.18102	.08912
5957	6.1106	3.5313	0.57791	0.49981	0.23147	0.14296
5958	7.4824	4.0719	.54419	.44240	.19252	.09148
5973	9.0000	5.2417	.58241	.49071	.27318	.20176
5996	7.4927	4.3102	.57525	.46830	.21280	.13371
6017	6.4351	3.5937	.55845	.46078	.18891	.09224
6024	8.8953	5.0622	.56909	.44973	.20970	.13413
6050	8.2500	2.7974	.33907	.03920	.08657	.05760
6104	5.1226	2.9916	.58400	.57405	.32681	.21165
6108	7.3127	4.2118	.57595	.46873	.21235	.14131
6136	4.8476	2.8262	.58302	.55552	.27238	.16280
6166	6.6087	3.6976	.55950	.51383	.29287	.18882
6176	8.5667	4.8229	.56298	.44726	.21118	.14558
6177	7.3248	4.2631	.58201	.48935	.23650	.15086
6210	6.6795	3.7528	.56184	.45779	.19829	.12296
6211	7.0704	4.4121	.62403	.54507	.26402	.15903
6270	6.6580	3.8375	.57638	.47137	.20022	.13124
6275	--	--	--	--	--	--
6276	10.833	5.5543	.51271	.35498	.09777	-.04596
6335	8.0261	4.3121	.53726	.43232	.20410	.11626
6434	10.158	5.2456	.51641	.34724	.11593	-.00130
6504	5.6401	3.3409	.59235	.53609	.25490	.14980
6558	8.0000	4.3839	.54799	.41093	.18261	.14588
6615	5.1636	3.1507	.61017	.58930	.30992	.19375
6660	8.8214	5.2405	.59407	.49082	.24552	.14940
6663	5.3398	3.3990	.63654	.61564	.31374	.16617
6734	7.5000	4.1906	.55875	.44720	.19054	.10676
6736	5.5278	3.3025	.59744	.56122	.29569	.18935
6740	14.867	9.3333	.62780	.62716	.51962	.42306
6750	8.5592	5.3722	.62766	.51014	.22376	.14005
6757	7.7885	4.4245	.56807	.45856	.20974	.13196
6775	7.5993	4.3724	.57537	.47929	.22095	.11589
6776	5.8460	3.3619	.57508	.50745	.24362	.15594
6788	7.6590	3.8384	.50116	.39173	.17868	.08808
6792	4.2158	2.3862	.56602	.57632	.30586	.19025
6794	12.840	6.0433	.47066	.36296	.17625	.02881
6834	6.3096	3.6049	.57133	.47055	.19277	.11548
6893	4.6333	2.7580	.59527	.59284	.31133	.18826
6935	4.9645	2.8561	.57530	.54268	.27069	.16858
6981	7.3177	4.1658	.56927	.50420	.25879	.13207
7020	11.039	5.7970	.52512	.36661	.14629	.10068
7060	5.5553	3.2536	.58567	.52942	.25261	.15516
7066	7.8601	4.3984	.55958	.44542	.20136	.12545
7074	5.3134	3.0773	.57915	.53438	.26472	.16382
7097	7.7568	4.5790	.59033	.52814	.29668	.19446
7116	6.7237	3.7085	.55156	.47648	.23820	.13766
7140	7.1817	4.2076	.58587	.50659	.25344	.15455
7173	8.0400	4.8741	.60624	.51865	.25992	.15799
7174	8.3508	4.8803	.58441	.47648	.22666	.14761
7213	7.7126	4.5018	.58370	.50088	.24979	.14265
7243	6.4807	3.8619	.59590	.52171	.25320	.15870
7262	3.5196	2.1494	.61069	.71680	.41659	.18356
7274	6.3712	3.4795	.54613	.44502	.20476	.14810
7300	6.6798	3.6472	.54600	.46003	.21999	.12731
7311	5.3667	2.8563	.53223	.43932	.21571	.22400
7363	6.8889	3.5242	.51158	.40249	.14737	.01931
7422	6.8389	4.0145	.58701	.50263	.24157	.15179
7431	5.9573	3.4473	.57867	.52665	.27514	.17273
7481	5.5711	3.2989	.59213	.56117	.30736	.19995
7497	6.3414	3.8208	.60252	.52379	.24057	.14880
7498	6.0237	3.5766	.59375	.51046	.21675	.12947
7499	6.2286	3.6537	.58661	.49764	.21216	.12373
7531	9.0863	5.0592	.55679	.42156	.17780	.11322
7534	6.9938	3.9758	.56848	.46708	.20504	.12309
7556	6.3782	3.6805	.57705	.48234	.20582	.12157
7594	7.4298	4.2194	.56791	.49234	.25847	.15913
7596	6.9940	4.0967	.58575	.53418	.30815	.20985
7608	7.0821	4.0391	.57033	.46269	.20293	.12995
7622	4.2727	2.6494	.62006	.67843	.42389	.27004
7700	8.7572	4.8309	.55164	.44362	.21306	.12645
7706	6.2809	3.7153	.59152	.51752	.24429	.14783

Appendix 4–3.3. L-moments of storm duration defined by 12-hour minimum interevent time for hourly rainfall stations in Texas—Continued.

Station no.	Duration mean (hours)	Duration L-scale (hours)	Duration L-CV (dimensionless)	Duration L-skew (dimensionless)	Duration L-kurtosis (dimensionless)	Duration Tau5 (dimensionless)
7718	8.1667	4.5833	0.56122	0.43529	0.18363	0.10423
7745	10.562	5.8733	.55608	.41367	.18262	.11226
7922	5.1003	3.0145	.59104	.55773	.26989	.14482
7936	6.9025	3.9208	.56803	.47892	.23293	.15210
7943	7.1734	4.1685	.58110	.50740	.26137	.15871
7944	8.1842	5.0007	.61102	.50741	.23907	.15554
7945	8.6236	5.0900	.59024	.48067	.22388	.13444
7947	6.9598	4.2933	.61687	.55580	.31064	.22959
7948	6.9613	4.0430	.58078	.48676	.22317	.13493
7951	7.8541	4.2370	.53947	.44743	.22692	.13915
7953	8.2645	5.0302	.60865	.55479	.31527	.18731
7981	7.1043	4.0513	.57026	.45565	.17847	.08768
7990	8.1000	4.7822	.59039	.47956	.21106	.11651
7992	8.6087	3.7945	.44077	.31131	.14018	.02655
7997	5.7417	2.9953	.52168	.46627	.25308	.16349
7999	5.5263	3.0175	.54603	.38235	.02745	-.03001
8022	7.1765	4.5601	.63543	.59827	.35027	.22304
8023	5.7952	3.4677	.59837	.55931	.29710	.18139
8047	6.6399	3.8327	.57722	.48994	.23226	.15117
8060	8.2188	4.8761	.59329	.48055	.19208	.07406
8062	9.0488	5.8012	.64111	.58626	.33172	.17853
8068	6.0278	3.4865	.57841	.46375	.15148	.07167
8081	7.1018	4.2741	.60184	.53133	.27910	.17893
8089	7.0250	3.6788	.52368	.37607	.12881	.09359
8221	12.737	6.6023	.51837	.37842	.15197	-.00134
8252	5.8988	3.5156	.59599	.55297	.29198	.17643
8265	8.7520	4.8704	.55649	.45788	.21661	.11531
8289	7.6604	4.8440	.63234	.55061	.27276	.15486
8305	4.5598	2.6021	.57065	.56262	.29565	.18600
8335	9.1028	4.9450	.54324	.42687	.20913	.13787
8400	5.8287	3.7561	.64442	.62635	.35539	.22367
8445	8.1476	4.5292	.55589	.46752	.23909	.14465
8446	6.4173	3.7279	.58091	.49973	.23583	.14768
8451	7.4517	4.2403	.56904	.49455	.25418	.14471
8531	7.8284	4.3693	.55813	.45872	.22054	.13586
8541	8.1176	4.3545	.53642	.46031	.20962	.06961
8544	7.6450	4.3636	.57077	.47789	.23418	.13826
8545	9.2500	5.0658	.54765	.31810	.00973	-.01592
8563	6.2104	3.4784	.56009	.44853	.17698	.12302
8566	5.3220	3.0933	.58123	.54998	.29953	.20584
8583	5.6986	3.3414	.58636	.49671	.18205	.08263
8584	6.6944	3.9492	.58993	.51029	.24620	.15013
8623	6.5383	3.7155	.56826	.46400	.19216	.11346
8625	8.2804	4.4568	.53823	.45373	.23870	.14874
8630	5.9680	3.3373	.55920	.48690	.23579	.15156
8631	7.4500	4.3364	.58207	.52799	.30810	.20862
8646	7.6154	4.1451	.54431	.44274	.21478	.13805
8647	5.6825	3.3551	.59044	.52188	.23022	.13012
8677	8.3832	4.1997	.50096	.39916	.19842	.10742
8696	7.0385	3.2815	.46623	.26770	.07520	.06828
8743	8.1645	4.6160	.56538	.45536	.21385	.13236
8761	5.0516	2.9207	.57818	.54096	.26874	.17283
8778	7.0458	4.0538	.57535	.46573	.19982	.12831
8845	7.4868	4.5117	.60263	.50630	.23677	.14705
8859	8.7297	4.8042	.55033	.43733	.21217	.13577
8898	8.8175	4.6921	.53213	.42545	.20457	.11513
8908	8.7500	5.2198	.59655	.57068	.37142	.23680
8910	6.1000	2.6684	0.43745	0.42538	0.28027	0.17496
8911	6.1869	3.6167	.58457	.52302	.26844	.17100
8924	4.6788	2.5793	.55126	.56580	.34098	.21930
8929	10.455	6.5758	.62899	.51547	.23825	.09409
8942	7.0432	4.1224	.58530	.47784	.20343	.12572
8944	7.4091	4.3162	.58255	.49179	.24544	.16221
8996	7.2863	4.0780	.55968	.48613	.25188	.15262
9014	8.4783	3.6482	.43030	.32178	.19161	.09831
9037	6.2280	3.6398	.58442	.54158	.30414	.20531
9106	6.5970	3.8616	.58535	.54880	.32348	.20660
9107	5.1714	3.3429	.64641	.64587	.35389	.19974
9129	7.3119	4.1505	.56764	.44550	.17204	.08553
9163	6.7744	3.8654	.57059	.47961	.22220	.13504
9213	9.6205	5.8817	.61137	.47632	.21321	.15518
9214	8.2333	4.8701	.59151	.63509	.48165	.34176
9222	9.7619	5.6457	.57834	.42641	.15166	.07001
9248	7.6250	4.5668	.59893	.49788	.21351	.10594
9266	8.5676	4.9678	.57984	.51134	.27804	.16729
9270	4.5895	2.6879	.58566	.58390	.30968	.18909
9295	5.5048	3.3005	.59958	.54747	.28434	.24432
9304	--	--	--	--	--	--
9307	7.4449	4.2287	.56800	.46967	.21657	.11877
9328	7.3146	4.3388	.59317	.51749	.27274	.18493
9329	9.2000	4.8095	.52277	.38340	.17974	.02698
9345	--	--	--	--	--	--
9363	7.5820	4.5456	.59952	.50678	.24433	.15477
9364	7.5571	4.5570	.60301	.52396	.26650	.16165
9365	6.6765	3.8601	.57816	.54930	.37088	.29914
9371	8.1905	4.7585	.58099	.48512	.23477	.13445
9417	7.5719	4.2333	.55908	.46282	.22566	.14185
9419	8.4340	4.7480	.56295	.44955	.20795	.12729
9435	6.8442	4.3257	.63203	.60970	.37565	.23676
9491	7.3089	4.1792	.57179	.47998	.23190	.14163
9499	5.8442	3.4778	.59509	.53262	.25090	.14605
9522	10.867	4.7714	.43909	.23875	.05113	.04373
9527	5.3706	3.1886	.59371	.54594	.25925	.14987
9532	6.5004	3.7362	.57477	.48746	.22888	.15014
9544	3.0000	1.6000	.53333	.50000	-.25000	-1.25000
9565	6.1066	3.5153	.57565	.51144	.26050	.17099
9570	4.9082	2.9067	.59222	.55908	.26137	.14499
9574	5.5000	3.1580	.57418	.45236	.09372	-.00688
9588	6.8404	4.2133	.61594	.54439	.27019	.16355
9665	7.2384	4.1371	.57155	.47485	.22221	.13470
9715	7.0303	3.9382	.56017	.45349	.19810	.12027
9729	8.0382	4.4781	.55710	.44688	.20672	.12696
9772	7.2018	4.1432	.57530	.50208	.25406	.14573
9814	9.2286	4.9210	.53324	.42418	.18485	.11329
9815	7.9986	4.4614	.55777	.45641	.22589	.14890
9816	6.7162	3.8802	.57774	.47723	.20300	.12285
9817	5.9494	3.4169	.57432	.49570	.22474	.13993
9829	5.6503	3.4136	.60415	.57055	.30771	.19811
9830	5.3269	3.0288	.56859	.53505	.30910	.25298
9858	6.6293	3.6534	.55110	.48305	.25398	.15690
9893	6.9481	3.9917	.57450	.48610	.23800	.15675
9916	7.4449	4.1646	.55939	.43530	.18205	.11886
9976	6.7787	4.1337	.60981	.54809	.28957	.18512

Appendix 4–3.4. L-moments of storm duration defined by 18-hour minimum interevent time for hourly rainfall stations in Texas.

[--, not available]

Station no.	Duration mean (hours)	Duration L-scale (hours)	Duration L-CV (dimensionless)	Duration L-skew (dimensionless)	Duration L-kurtosis (dimensionless)	Duration Tau5 (dimensionless)	Station no.	Duration mean (hours)	Duration L-scale (hours)	Duration L-CV (dimensionless)	Duration L-skew (dimensionless)	Duration L-kurtosis (dimensionless)	Duration Tau5 (dimensionless)
0015	13.857	8.3333	0.60137	0.60686	0.63429	0.62286	1154	12.319	7.8282	0.63546	0.48102	0.20526	0.15526
0016	10.142	6.0300	.59456	.47178	.21322	.12165	1165	9.4276	5.5958	.59355	.47974	.22170	.12779
0050	10.203	5.7253	.56112	.42487	.18846	.12210	1185	6.0416	3.6413	.60272	.55616	.28644	.16091
0054	8.2917	4.7748	.57586	.42185	.12492	.03237	1186	11.170	7.1609	.64108	.55557	.31572	.20680
0120	23.000	13.434	.58408	.50520	.38815	.33380	1188	14.125	9.3750	.66372	.43238	-.02095	-.28762
0145	10.155	6.8037	.66999	.53691	.20890	.09791	1245	18.545	10.831	.58403	.48789	.24419	.09133
0146	10.659	5.5878	.52426	.40718	.20871	.06723	1246	8.5465	5.2660	.61616	.48206	.17765	.08903
0174	6.9260	4.6146	.66627	.62131	.33643	.19097	1267	8.7165	5.2012	.59670	.50146	.24585	.13680
0178	9.0556	6.2974	.69542	.62221	.29035	.03062	1304	10.510	6.2204	.59186	.46812	.21352	.11624
0179	6.7808	4.1964	.61886	.59812	.35996	.21806	1325	10.769	6.4843	.60210	.48266	.21957	.11688
0202	5.9879	3.7224	.62166	.55024	.22479	.08224	1429	9.6309	5.9456	.61735	.50991	.24294	.13913
0206	8.1831	4.9313	.60262	.48264	.19623	.10090	1431	11.207	6.7096	.59873	.47433	.21750	.12089
0208	--	--	--	--	--	--	1432	10.967	6.5230	.59477	.45983	.18723	.08951
0211	9.3302	5.5161	.59121	.47462	.20958	.10985	1433	10.965	6.4194	.58544	.46515	.21229	.11464
0244	15.188	8.6010	.56629	.40427	.15801	.09134	1434	10.503	6.0753	.57844	.45534	.20323	.10609
0248	6.9668	4.3039	.61778	.54728	.27471	.16340	1435	10.478	6.2373	.59530	.46027	.19326	.10662
0262	9.9489	5.7694	.57990	.45783	.21492	.13371	1436	11.292	6.5367	.57886	.46189	.21179	.11084
0271	17.882	9.3162	.52097	.31523	.08682	.03825	1437	10.091	6.9913	.69284	.68898	.47696	.32837
0380	9.0968	5.1410	.56514	.44372	.18499	.07995	1438	10.841	6.3099	.58206	.45307	.19211	.09596
0394	15.500	10.821	.69816	.61056	.36304	.21782	1462	--	--	--	--	--	--
0408	11.083	6.4348	.58058	.45659	.21314	.13206	1492	8.0782	5.1774	.64091	.55422	.27011	.15214
0427	11.163	7.6071	.68144	.55864	.24193	.09358	1500	12.375	7.0525	.56990	.47141	.22301	.10707
0428	11.785	7.0968	.60217	.45932	.19637	.11508	1528	7.7997	4.9833	.63891	.56637	.29780	.18370
0429	14.530	8.4078	.57866	.40170	.14062	.07353	1541	8.7193	5.3127	.60930	.44870	.12241	.03979
0463	8.4245	5.4247	.64392	.55991	.27899	.15036	1569	11.893	7.0696	.59444	.44081	.17247	.09805
0493	11.062	5.4625	.49379	.36450	.20789	.19082	1632	3.1429	2.1429	.68182	1.00000	1.00000	1.00000
0495	7.3344	4.7013	.64099	.57466	.29476	.16907	1641	8.6000	5.2899	.61511	.52143	.24708	.12111
0496	1.3333	.31339	.23504	.87709	.70364	.49273	1646	6.9152	4.3499	.62903	.55099	.25311	.12833
0498	3.0909	1.9818	.64118	.89602	.75535	.59633	1663	11.622	7.2628	.62494	.41914	.06360	-.01367
0509	10.093	6.1754	.61183	.49014	.22530	.13438	1671	9.4024	5.8771	.62506	.50847	.22787	.12735
0518	8.4230	5.1067	.60628	.48754	.20561	.11404	1680	10.298	5.8958	.57251	.43912	.18475	.09807
0521	9.0938	4.6200	.50804	.34157	.09310	.03888	1694	8.5474	5.3558	.62660	.50225	.20323	.11379
0556	9.6400	5.4760	.56805	.47062	.24808	.14822	1696	9.3770	5.8636	.62531	.54237	.28821	.16868
0569	9.0084	5.6182	.62367	.51723	.24144	.13654	1697	7.4940	4.2971	.57341	.51070	.24940	.11196
0572	9.7702	5.8237	.59607	.49232	.23929	.13515	1698	8.3881	5.1327	.61190	.48487	.19184	.10745
0576	11.429	7.0815	.61963	.49159	.22102	.11879	1720	7.1256	4.9002	.68769	.64279	.34434	.17586
0580	9.4487	5.5288	.58513	.47131	.21722	.12024	1761	11.526	6.8355	.59306	.40441	.11502	.05872
0587	11.115	6.3613	.57230	.46564	.23637	.14724	1773	9.6492	5.6733	.58796	.45609	.19924	.12234
0605	9.2545	5.4500	.58890	.48923	.25824	.18261	1810	7.6364	3.7706	.49376	.40677	.22433	.07264
0639	7.5466	4.8237	.63919	.55950	.27087	.14700	1823	7.7619	3.8571	.49693	.39714	.21941	.16467
0655	--	--	--	--	--	--	1870	11.808	6.7536	.57196	.44790	.20660	.11010
0665	9.8484	5.8501	.59402	.48983	.23512	.12907	1875	9.1875	4.3792	.47664	.41634	.14325	-.02149
0689	9.7062	6.2068	.63947	.54059	.26289	.13755	1876	11.698	6.1672	.52722	.31438	.06730	.04905
0690	6.3545	4.0248	.63338	.56605	.25553	.12099	1889	14.926	8.9987	.60290	.42777	.16621	.10536
0691	9.0158	5.3113	.58910	.48687	.23588	.13779	1903	6.3168	3.8889	.61565	.53512	.22518	.10516
0708	7.0000	4.2911	.61301	.52270	.23925	.14894	1914	9.7368	5.2339	.53754	.58028	.36009	.19302
0738	10.452	5.8905	.56359	.44003	.19772	.11059	1920	9.3750	5.4425	.58054	.46095	.20403	.10800
0776	7.4674	4.5302	.60667	.52059	.24421	.12738	1921	9.7236	5.6534	.58140	.45304	.20041	.11695
0779	6.6709	4.2559	.63798	.56205	.25048	.12142	1937	11.045	6.3065	.57096	.44939	.21226	.12918
0784	7.1645	4.5186	.63069	.55965	.27956	.15981	1956	9.2764	5.6099	.60474	.48918	.22251	.12752
0786	9.4449	5.7717	.61109	.49906	.22478	.11729	1970	12.318	7.8939	.64084	.62369	.48425	.36994
0917	10.459	6.0689	.58024	.46186	.21415	.12254	2014	10.624	6.5745	.61885	.47808	.18841	.09054
0923	14.826	7.5810	.51133	.36839	.28147	.29789	2015	10.823	6.8576	.63361	.51155	.23453	.13300
0926	9.4661	5.5207	.58320	.45355	.19299	.10789	2019	13.650	7.2816	.53345	.34273	.15347	.10753
0950	4.1860	1.9745	.47169	.57392	.41374	.24318	2024	9.6138	5.7037	.59328	.46256	.19542	.10819
0996	14.950	7.1868	.48073	.32040	.09083	.04601	2042	7.8000	5.2667	.67521	.56962	.18626	-.08017
1013	6.5580	4.2880	.65386	.59969	.29783	.15442	2043	6.3000	4.1972	.66621	.62332	.30857	.13677
1017	8.9695	5.4856	.61159	.49791	.22668	.13333	2048	8.1450	5.2663	.64657	.55530	.26087	.13784
1042	17.944	9.4608	.52723	.47703	.33506	.34508	2050	11.300	7.7452	.68542	.56701	.27110	.17161
1048	7.2083	3.5924	.49837	.40182	.13970	-.01783	2051	7.1148	4.4164	.62074	.58234	.32419	.15781
1053	10.427	6.2218	.59671	.47779	.22184	.12639	2053	4.4000	2.3111	.52525	.36779	-.04224	-.07933
1057	9.3270	5.3170	.57007	.46930	.23273	.13735	2073	9.2736	5.5783	.60153	.49947	.23151	.11286
1063	14.421	6.5205	.45215	.22680	.18003	.24914	2082	6.5374	4.0415	.61822	.55825	.28081	.15876
1068	9.4915	5.6877	.59923	.47426	.20853	.12237	2086	9.2426	5.5175	.59697	.46818	.19746	.11279
1080	7.0468	4.5698	.64849	.57506	.26451	.11442	2088	9.2979	5.2331	.56283	.34125	.01145	-.03983
1081	10.454	5.8821	.56266	.43402	.18935	.10180	2090	7.9167	4.8718	.61538	.52515	.26240	.17073
1133	13.929	9.3681	.67258	.51672	.18262	.00837	2096	9.5299	5.6395	.59176	.46576	.20789	.12601
1136	10.846	6.9770	.64326	.52285	.24194	.13738	2128	11.934	6.7203	.56312	.40822	.15421	.06940
1138	9.1765	3.8824	.42308	.26818	.02652	-.03409	2131	8.4625	5.1554	.60921	.49493	.21689	.12587
1139	14.117	8.2310	.58306	.41647	.15394	.06349	2142	14.500	8.3667	.57701	.56474	.39347	.28770

Appendix 4–3.4. L-moments of storm duration defined by 18-hour minimum interevent time for hourly rainfall stations in Texas—Continued.

Station no.	Duration mean (hours)	Duration L-scale (hours)	Duration L-CV (dimensionless)	Duration L-skew (dimensionless)	Duration L-kurtosis (dimensionless)	Duration Tau5 (dimensionless)
2160	14.318	8.4697	0.59153	0.40419	0.13703	0.04969
2206	9.2238	5.4361	.58936	.49009	.23373	.12611
2238	10.068	6.4172	.63736	.53206	.26486	.16026
2240	9.1481	5.8056	.63462	.47970	.14522	.06835
2242	10.779	6.2066	.57578	.43418	.17905	.09587
2244	10.406	6.2056	.59635	.45665	.19304	.11725
2247	11.396	6.1910	.54327	.41106	.17612	.03515
2309	11.069	6.2520	.56483	.42214	.17764	.09638
2312	9.2471	5.4430	.58862	.45223	.18866	.12165
2334	9.7091	5.5657	.57324	.36672	.04233	-.02032
2336	7.8990	4.6768	.59207	.48117	.20791	.11751
2354	9.1200	5.9633	.65387	.58349	.32878	.22312
2355	12.717	8.6391	.67932	.59201	.30714	.13014
2357	9.7468	6.1712	.63315	.51770	.22578	.10430
2360	9.8550	6.1648	.62555	.51125	.23444	.12964
2361	7.4765	4.6990	.62851	.54625	.25158	.10987
2394	10.059	5.7428	.57093	.44424	.19940	.11408
2404	9.4078	5.4959	.58418	.45260	.18895	.10232
2415	10.599	6.0347	.56936	.44199	.20238	.11909
2462	9.6464	5.7577	.59688	.47397	.20761	.10839
2528	10.509	6.7452	.64182	.53883	.26939	.13917
2617	9.9736	5.6674	.56824	.45109	.20884	.11324
2619	9.1884	5.6338	.61314	.51061	.25661	.16535
2621	8.2592	4.9994	.60532	.50077	.21972	.10752
2675	8.8760	5.4281	.61155	.50768	.23896	.13325
2676	7.4948	4.7773	.63742	.54772	.24840	.13039
2679	8.4799	5.3728	.63359	.53355	.24630	.13228
2715	9.1849	5.2243	.56879	.44688	.19512	.10734
2744	8.2594	5.0711	.61398	.52160	.25478	.14680
2758	11.376	7.3529	.64634	.58059	.35231	.22962
2794	6.7273	3.9636	.58919	.51376	.30810	.29434
2797	7.6779	4.7201	.61477	.52131	.23391	.11373
2811	8.1994	5.1576	.62902	.53683	.25500	.13779
2813	8.7273	5.7273	.65625	.56871	.27318	.10557
2814	7.6250	5.6750	.74426	.70925	.37455	.09375
2815	6.3435	3.7086	.58463	.47664	.16738	.06722
2818	8.8198	5.5123	.62499	.54158	.29456	.20346
2986	11.889	6.7242	.56556	.41447	.16769	.09387
3005	8.6039	5.1455	.59804	.47653	.20406	.11880
3033	5.8535	3.2795	.56027	.53155	.29333	.15897
3034	--	--	--	--	--	--
3047	15.957	9.7984	.61407	.48044	.19633	.05790
3103	8.6071	5.3664	.62348	.47798	.16065	.08541
3133	9.9709	5.6821	.56987	.43822	.19224	.10959
3156	10.552	6.4681	.61300	.47116	.19419	.11345
3171	9.9479	5.7206	.57506	.45036	.20014	.11227
3189	7.6176	4.9265	.64673	.58359	.31483	.19760
3260	8.6129	5.0243	.58335	.45001	.16932	.07523
3267	8.9100	5.5219	.61974	.55555	.31967	.19475
3270	6.6681	4.1562	.62330	.54118	.23628	.11634
3272	7.8421	5.0643	.64579	.52615	.17071	.00633
3277	7.0000	4.6813	.66876	.58451	.23496	.06466
3278	6.6842	4.1279	.61756	.57505	.31898	.18680
3280	6.3733	3.7797	.59305	.56189	.32372	.19262
3281	4.6279	2.8538	.61665	.62407	.31487	.11997
3283	11.978	7.0294	.58684	.44005	.18261	.10181
3284	9.3558	5.6209	.60079	.47678	.21102	.12613
3285	8.2800	5.0036	.60430	.47744	.18980	.10740
3329	10.289	6.1921	.60184	.47876	.21736	.12313
3335	11.524	6.7065	.58195	.43000	.15971	.06688
3370	9.4296	5.3577	.56818	.44880	.19861	.11103
3410	8.1799	4.9973	.61092	.50541	.22893	.13034
3415	8.9056	5.3795	.60406	.48050	.20779	.12476
3430	11.004	6.6524	.60454	.47316	.21516	.13369
3431	13.820	8.4684	.61277	.41828	.12280	.07027
3441	8.9730	5.8228	.64893	.54881	.24737	.10367
3442	9.0043	5.1017	.56659	.47999	.25155	.15251
3446	6.9181	4.0352	.58328	.52752	.28440	.16572
3460	9.6667	5.1524	.53300	.32277	.03686	-.01861
3462	9.8281	5.6620	.57611	.44599	.19901	.12344
3463	10.432	5.8631	0.56204	0.37616	0.10832	0.06569
3476	9.6563	5.6687	.58704	.47048	.20991	.10707
3485	8.2727	3.4459	.41654	.26457	.16404	.04047
3507	8.4287	5.2675	.62495	.50558	.20972	.11941
3546	9.9216	5.8708	.59172	.45515	.19245	.11450
3547	8.2604	5.1123	.61890	.53565	.28017	.17579
3579	10.775	6.3400	.58842	.45882	.18351	.07087
3642	9.6306	5.5710	.57847	.44840	.19663	.11599
3646	10.027	5.6219	.56065	.44874	.21420	.12474
3668	16.222	8.3203	.51289	.40377	.16850	.06481
3673	16.182	8.3636	.51685	.31040	.10154	.06980
3686	8.5208	5.1837	.60836	.48640	.20679	.12335
3691	8.4847	5.0682	.59734	.47463	.20022	.11595
3734	14.391	8.5929	.59709	.44697	.22427	.17551
3771	7.5220	4.6503	.61823	.50668	.20125	.10024
3789	7.3125	5.0191	.68637	.63947	.35692	.22522
3826	8.7980	4.9026	.55724	.46562	.24918	.17970
3831	10.239	5.9740	.58346	.44440	.18146	.09938
3841	7.8369	4.7877	.61092	.53154	.27547	.17432
3871	10.306	6.1126	.59311	.48391	.22864	.12114
3884	7.6500	3.2658	.42690	.29412	.20984	.13856
3941	14.857	8.5922	.57832	.42361	.18591	.09115
3963	3.3333	2.3333	.70000	1.00000	1.00000	1.00000
4040	8.6442	4.9252	.56977	.46253	.21201	.11646
4058	12.750	7.5289	.59051	.43283	.10247	-.06898
4098	6.5750	4.0706	.61911	.54663	.25545	.13849
4100	8.1543	4.7901	.58743	.49669	.25368	.15893
4137	7.6730	4.5995	.59943	.47744	.18399	.09856
4191	8.9728	5.5085	.61390	.50005	.22115	.11973
4256	--	--	--	--	--	--
4257	9.2614	5.5241	.59646	.45582	.17753	.10139
4258	9.3210	5.6536	.60654	.44674	.14187	.07873
4278	9.2261	5.4009	.58539	.49406	.25222	.14664
4299	5.9576	3.6611	.61452	.58702	.32912	.19407
4300	11.459	6.9451	.60606	.46733	.19979	.11299
4305	11.272	6.9055	.61260	.47826	.20980	.12128
4307	13.015	8.3017	.63785	.48575	.20072	.11754
4309	9.3935	5.6333	.59970	.50182	.24308	.13374
4311	9.9428	5.9602	.59945	.49131	.23550	.13128
4313	11.436	6.5439	.57220	.40399	.12651	.04153
4319	10.894	5.8118	.53348	.37333	.13216	.05762
4329	10.014	6.0165	.60082	.48427	.22089	.12022
4331	--	--	--	--	--	--
4375	7.9340	5.0961	.64231	.55436	.26810	.15764
4392	13.132	7.4714	.56895	.43363	.20172	.13396
4425	7.1269	4.5915	.64424	.56613	.26021	.12627
4440	10.500	5.9952	.57099	.46642	.22424	.12683
4476	8.5447	5.0464	.59058	.46176	.18744	.10844
4498	5.2727	3.4909	.66207	.72222	.55295	.48177
4517	10.120	5.9888	.59178	.46832	.21234	.12031
4520	7.9469	4.8581	.61132	.48315	.17501	.08158
4525	19.619	13.729	.69976	.56982	.24789	.04821
4563	9.4231	6.0723	.64441	.62769	.46875	.39819
4570	8.5193	5.2341	.61439	.50636	.22987	.13181
4577	9.0888	5.4752	.60241	.48017	.21065	.12354
4591	11.403	6.5380	.57336	.44730	.20556	.11801
4670	8.2013	5.0069	.61049	.50419	.22599	.12636
4671	9.4179	5.8800	.62435	.49340	.21528	.14800
4679	8.9991	5.4789	.60882	.47860	.19657	.11499
4696	8.0833	5.3864	.66635	.64669	.44866	.31786
4703	8.3211	5.4117	.65035	.58196	.33046	.23390
4704	12.054	6.9255	.57452	.41769	.17235	.11623
4731	11.284	7.0267	.62269	.47197	.19513	.13565
4792	8.0353	4.9893	.62092	.51759	.23336	.13343
4819	8.9278	5.2855	.59203	.45747	.18934	.11934
4852	3.6250	2.3917	.65977	.84370	.68794	.58372
4866	9.5753	5.6413	.58915	.46504	.20753	.12084
4876	8.6721	5.2826	.60915	.49412	.22825	.15088
4878	11.137	6.4710	.58104	.44812	.19873	.11642
4880	8.0498	4.8740	.60548	.51538	.25434	.15005

Appendix 4–3.4. L-moments of storm duration defined by 18-hour minimum interevent time for hourly rainfall stations in Texas—Continued.

Station no.	Duration mean (hours)	Duration L-scale (hours)	Duration L-CV (dimen-sionless)	Duration L-skew (dimen-sionless)	Duration L-kurtosis (dimen-sionless)	Duration Tau5 (dimen-sionless)
4920	8.1232	5.0815	0.62555	0.53257	0.25598	0.14840
4934	7.8571	4.8571	.61818	.42353	.00000	-.09804
4972	9.0623	5.3718	.59276	.47231	.20811	.11542
4973	10.923	5.8868	.53895	.38543	.14266	.07005
4974	8.6128	5.1500	.59795	.49792	.24216	.14320
4975	8.5857	5.0871	.59251	.45828	.17741	.09591
4978	8.1278	4.9870	.61357	.48921	.19269	.10853
4979	16.611	10.062	.60574	.53500	.29498	.07576
4982	8.6323	4.8833	.56571	.44893	.19171	.10163
5018	9.1426	5.0631	.55379	.45720	.21594	.10897
5048	7.3725	4.6483	.63050	.54446	.24896	.12732
5049	5.4286	3.1629	.58264	.50814	.21368	.14215
5056	6.2000	3.9000	.62903	.48718	.10256	.30769
5057	10.065	6.4883	.64463	.54136	.26596	.15061
5060	9.5593	6.1392	.64223	.57351	.31723	.18449
5081	11.843	6.6668	.56293	.43709	.21685	.14660
5094	8.7009	5.1724	.59446	.46879	.19794	.11793
5113	9.6619	6.0547	.62666	.51165	.23465	.13388
5114	--	--	--	--	--	--
5123	6.2667	3.4952	.55775	.47935	.22029	.11069
5192	9.1131	5.3472	.58677	.46541	.20485	.11586
5193	9.9171	5.9329	.59825	.46722	.19840	.11006
5224	10.372	6.0702	.58524	.44576	.19283	.11750
5228	8.4249	5.2125	.61869	.51428	.23920	.13990
5235	12.074	6.0940	.50472	.22113	-.01150	.04325
5247	8.0791	4.9744	.61571	.52296	.25303	.14898
5258	10.526	5.9759	.56776	.43118	.18048	.09520
5303	9.7450	5.7815	.59328	.49965	.23535	.10824
5312	7.6866	4.8651	.63292	.54488	.25709	.14206
5341	13.545	7.6494	.56472	.35501	.00925	-.10319
5342	--	--	--	--	--	--
5348	9.3999	5.6253	.59844	.46850	.20453	.13099
5358	8.4686	4.9808	.58815	.50066	.25594	.14685
5398	10.472	6.0267	.57552	.45393	.20724	.11768
5410	7.3392	4.5964	.62628	.55060	.27060	.14850
5411	9.6106	5.8277	.60638	.49453	.23478	.13973
5424	14.888	9.1493	.61456	.44286	.17641	.10841
5429	9.1146	5.6042	.61486	.50788	.23119	.11585
5431	17.357	8.3571	.48148	.24129	.13095	.19945
5461	10.970	6.4253	.58570	.46896	.22650	.13245
5463	8.1390	4.9646	.60997	.49084	.19994	.10741
5471	7.2500	5.2132	.71906	.68602	.38296	.19516
5477	7.5217	4.9209	.65423	.58830	.29696	.13769
5528	8.7812	5.0115	.57070	.45848	.20567	.11205
5579	--	--	--	--	--	--
5580	9.1250	4.7844	.52432	.42308	.19216	.10344
5589	6.4423	4.0426	.62750	.58247	.31274	.18723
5590	8.6497	5.2020	.60141	.49488	.21364	.09916
5591	6.8020	4.1603	.61164	.58806	.35266	.21647
5592	6.7466	4.0443	.59947	.57315	.33463	.19632
5594	5.2407	3.1967	.60998	.64072	.41167	.25337
5595	--	--	--	--	--	--
5596	6.0164	3.9042	.64892	.61173	.31153	.15847
5600	7.8351	5.0060	.63893	.61049	.36360	.20421
5618	11.857	6.2116	.52387	.35313	.07711	.00696
5650	7.1053	2.8772	.40494	.19225	.09344	.09684
5656	7.2205	4.5714	.63311	.53879	.22837	.11090
5658	8.9721	5.3252	.59353	.51454	.27550	.16405
5661	8.1327	5.5505	.68250	.61121	.31424	.17274
5666	8.7500	4.9415	.56475	.38662	.06724	-.03165
5695	9.3760	5.5165	.58836	.45804	.19630	.11661
5742	12.000	7.4083	.61736	.44111	.16272	.14994
5766	15.652	5.9209	.37828	.09079	.11644	.15491
5770	8.4910	5.1552	.60714	.49768	.22481	.12941
5775	5.0833	2.8712	.56483	.48496	.17678	.04661
5779	12.000	7.2105	.60088	.47388	.29100	.28812
5840	10.699	6.3355	.59217	.48684	.23940	.13311
5890	8.9758	5.4465	.60680	.50174	.23399	.12827
5891	7.0789	4.0973	.57881	.49886	.24840	.15993
5897	8.3926	5.1214	.61022	.47902	.18030	.09175
5957	7.8970	4.7741	0.60454	0.49965	0.22443	0.13035
5958	10.386	6.1070	.58798	.46022	.19348	.09766
5973	13.178	7.6137	.57777	.44558	.20753	.11219
5996	9.5030	5.6509	.59464	.46723	.20487	.12147
6017	8.3167	5.1028	.61356	.51774	.23344	.10047
6024	11.321	6.6725	.58942	.44294	.18984	.12209
6050	9.3684	3.2807	.35019	.15445	.16876	.08362
6104	7.1652	4.5983	.64175	.59481	.33002	.19414
6108	9.4443	5.6601	.59931	.46919	.20084	.11906
6136	6.7968	4.2317	.62260	.54633	.25406	.13511
6166	8.5294	4.8333	.56667	.44735	.17779	.06780
6176	10.617	6.2143	.58530	.45870	.21609	.14869
6177	9.4262	5.6539	.59981	.47956	.21744	.13111
6210	8.8315	5.2272	.59188	.46550	.19496	.10743
6211	9.1045	5.9858	.65745	.55312	.25150	.12332
6270	9.1639	5.4732	.59726	.46164	.18910	.11463
6275	--	--	--	--	--	--
6276	14.429	8.3524	.57888	.40743	.12671	.02888
6335	9.8524	5.5557	.56389	.44503	.20380	.11376
6434	12.882	5.9853	.46461	.33071	.10881	-.02344
6504	7.5342	4.7115	.62534	.53609	.25035	.14188
6558	9.3793	5.4532	.58141	.45247	.20772	.12524
6615	7.3780	4.7473	.64344	.56044	.25763	.12750
6660	12.361	7.5473	.61058	.46896	.19386	.08219
6663	6.9579	4.6611	.66991	.61058	.29985	.14215
6734	9.1960	5.3504	.58182	.45591	.19634	.11758
6736	7.0225	4.4179	.62910	.56508	.29092	.17103
6740	19.385	12.705	.65542	.53252	.26034	.12861
6750	11.539	7.4569	.64623	.49371	.18176	.07915
6757	10.220	6.0487	.59184	.46405	.21059	.13093
6775	9.6410	5.6588	.58695	.46233	.20022	.10883
6776	7.6513	4.6532	.60816	.51475	.24180	.13974
6788	9.1605	4.6506	.50768	.36678	.14201	.06362
6792	5.7078	3.5801	.62723	.60140	.32229	.18136
6794	21.474	11.152	.51934	.36506	.26008	.28841
6834	8.6574	5.1901	.59950	.47148	.19181	.10703
6893	6.0866	3.8893	.63900	.60377	.32576	.19912
6935	6.6001	4.1253	.62504	.56563	.28483	.15946
6981	9.3125	5.5951	.60082	.51025	.24021	.10019
7020	13.557	7.3643	.54323	.38419	.17055	.12171
7060	7.4315	4.5841	.61685	.51719	.22024	.11005
7066	10.171	5.9284	.58285	.45261	.20001	.11662
7074	6.9359	4.2827	.61746	.54573	.26986	.15601
7097	9.6667	5.7758	.59749	.48018	.21530	.12079
7116	8.5196	5.0395	.59151	.49930	.24453	.13669
7140	9.3182	5.7383	.61581	.51235	.24535	.13938
7173	11.474	7.0900	.61793	.47866	.19608	.09516
7174	11.498	6.9817	.60721	.47006	.20748	.12626
7213	10.134	6.1139	.60329	.48304	.21700	.12047
7243	8.8106	5.4915	.62329	.51195	.22851	.12574
7262	6.5169	4.5444	.69734	.66795	.35239	.15107
7274	7.7358	4.4170	.57099	.45380	.19588	.11431
7300	8.1928	4.7668	.58183	.48583	.23492	.13544
7311	8.3846	4.9908	.59523	.47441	.21112	.11627
7363	14.450	8.6395	.59789	.48523	.26173	.19441
7422	9.3188	5.7508	.61711	.50190	.22710	.12831
7431	7.3365	4.4453	.60592	.52782	.26044	.14710
7481	7.0104	4.3550	.62122	.56110	.29593	.17634
7497	8.7752	5.4236	.61805	.49190	.20273	.11991
7498	8.1199	5.1364	.63257	.52732	.23251	.13069
7499	8.3197	5.1179	.61515	.49582	.20331	.10760
7531	11.704	6.9653	.59512	.45441	.18698	.08906
7534	8.9184	5.4637	.61264	.50310	.22966	.13220
7556	8.2756	4.9761	.60129	.47904	.19428	.10325
7594	9.4682	5.6651	.59832	.49922	.24766	.14189
7596	8.3057	5.1008	.61414	.53468	.27289	.15034
7608	9.0951	5.4351	.59759	.47550	.21196	.12890
7622	6.0000	3.8286	.63810	.56206	.19154	-.02204
7700	11.059	6.3806	.57696	.45306	.20781	.11675
7706	8.4484	5.2188	.61772	.51008	.22901	.12842

Appendix 4–3.4. L-moments of storm duration defined by 18-hour minimum interevent time for hourly rainfall stations in Texas—Continued.

Station no.	Duration mean (hours)	Duration L-scale (hours)	Duration L-CV (dimensionless)	Duration L-skew (dimensionless)	Duration L-kurtosis (dimensionless)	Duration Tau5 (dimensionless)
7718	13.793	8.2428	0.59762	0.42107	0.15831	0.11216
7745	13.298	7.4469	.56001	.38940	.15328	.09847
7922	6.1485	3.8311	.62309	.57421	.28821	.15436
7936	9.1892	5.4713	.59541	.47962	.22009	.12969
7943	9.4613	5.7164	.60419	.49421	.22706	.11972
7944	11.388	7.3157	.64240	.51912	.24379	.14850
7945	11.896	7.2831	.61225	.47342	.20697	.12216
7947	10.134	6.5660	.64794	.53910	.26155	.14911
7948	8.8458	5.3603	.60596	.48297	.19751	.09651
7951	9.7563	5.5453	.56838	.45516	.21623	.12710
7953	10.600	6.6554	.62787	.53380	.26283	.13217
7981	9.5049	6.1399	.64597	.55981	.29633	.17683
7990	12.750	8.1957	.64280	.51964	.25977	.17386
7992	11.850	6.1079	.51543	.47810	.24745	.06474
7997	9.0097	5.4875	.60907	.54002	.30672	.19013
7999	7.8235	4.7941	.61278	.48896	.21209	.18452
8022	9.8333	6.4407	.65498	.54163	.22810	.08610
8023	7.6099	4.8182	.63316	.56283	.28918	.16382
8047	8.6888	5.2735	.60694	.49400	.22331	.13138
8060	10.203	6.3041	.61784	.51647	.26021	.16097
8062	9.7000	6.1885	.63799	.55343	.27954	.13911
8068	7.2647	4.5071	.62041	.51397	.21155	.12084
8081	9.4090	5.9350	.63078	.52870	.25649	.14576
8089	8.1316	4.6181	.56792	.42461	.14393	.06855
8221	12.737	6.6023	.51837	.37842	.15197	-.00134
8252	7.5228	4.6872	.62307	.54768	.27144	.14497
8265	11.656	6.7816	.58179	.45380	.19653	.10131
8289	8.9600	5.5698	.62163	.50918	.22558	.10981
8305	6.5071	4.0839	.62760	.56904	.27892	.14092
8335	11.418	6.4791	.56745	.43538	.20276	.12671
8400	6.8107	4.4946	.65993	.61596	.33569	.19863
8445	10.479	6.0758	.57978	.46373	.21515	.11756
8446	8.8435	5.3155	.60106	.47739	.20076	.11002
8451	9.6851	5.9367	.61297	.51726	.24620	.11206
8531	9.8673	5.7719	.58495	.46834	.21725	.12642
8541	10.128	5.6939	.56221	.45318	.18936	.06805
8544	10.340	6.2869	.60799	.49664	.24418	.14925
8545	15.125	7.9750	.52727	.24138	.01995	.07475
8563	8.4265	4.9176	.58358	.44757	.18009	.11697
8566	6.8100	4.2665	.62650	.56587	.29267	.17493
8583	8.0690	4.9977	.61937	.49671	.19233	.09936
8584	8.4984	5.2073	.61274	.50356	.22256	.11549
8623	8.8539	5.3467	.60389	.48180	.20736	.11868
8625	10.299	5.7811	.56135	.44541	.20700	.11822
8630	7.4431	4.3885	.58961	.49430	.22283	.11628
8631	9.3262	5.7054	.61176	.52856	.28073	.16391
8646	9.2841	5.3566	.57696	.46809	.22545	.13507
8647	7.4653	4.5889	.61471	.50775	.21066	.11419
8677	11.752	6.3624	.54140	.41049	.17534	.08731
8696	9.6957	4.7589	.49083	.30897	.16718	.17324
8743	10.447	6.0870	.58266	.44984	.19759	.11456
8761	6.7911	4.1995	.61838	.54288	.25659	.14182
8778	9.4667	5.6282	.59452	.45838	.19054	.11547
8845	10.059	6.2795	.62428	.50057	.22646	.13695
8859	11.269	6.6114	.58667	.45715	.20576	.11335
8898	10.775	6.0791	.56421	.44945	.21415	.12068
8908	12.452	7.1462	.57392	.40579	.15649	.11230
8910	6.7000	2.8895	0.43126	0.38251	0.22515	0.09757
8911	8.1685	4.9629	.60757	.51030	.24197	.13700
8924	5.6029	3.3235	.59318	.58809	.34105	.18673
8929	16.167	10.134	.62684	.45735	.19905	.16100
8942	9.4877	5.6473	.59523	.45405	.18307	.11348
8944	9.5264	5.7140	.59981	.47741	.21577	.12769
8996	9.5126	5.6543	.59440	.49214	.23634	.13267
9014	11.900	6.2105	.52189	.50028	.40728	.33709
9037	7.4946	4.6466	.61999	.56655	.32058	.20511
9106	8.9006	5.7625	.64743	.60311	.37205	.24397
9107	7.8387	5.9484	.75885	.76363	.52256	.32725
9129	9.9897	6.1052	.61115	.44540	.11783	.01200
9163	8.7466	5.2301	.59796	.47960	.20544	.10899
9213	12.152	7.7627	.63880	.49968	.23079	.15351
9214	9.6786	6.2500	.64576	.67336	.49663	.33597
9222	12.668	7.3454	.57981	.42302	.17931	.11732
9248	9.9483	6.1666	.61986	.47696	.16935	.06549
9266	10.522	5.9629	.56672	.45689	.21814	.12999
9270	6.7516	4.3484	.64406	.59210	.30807	.16914
9295	7.3608	4.6173	.62728	.52389	.22168	.12686
9304	--	--	--	--	--	--
9307	8.5413	5.0093	.58648	.47044	.20106	.09780
9328	10.152	6.6811	.65812	.57065	.30294	.17591
9329	16.167	10.061	.62231	.48825	.23594	.07957
9345	--	--	--	--	--	--
9363	11.000	6.8683	.62439	.49013	.21108	.11970
9364	10.111	6.3368	.62673	.51109	.23437	.12862
9365	8.6129	5.4860	.63695	.60629	.40709	.28932
9371	10.765	6.5573	.60912	.47408	.19437	.09098
9417	9.6249	5.6766	.58978	.47858	.22944	.13814
9419	11.386	6.7028	.58868	.45047	.19394	.11043
9435	8.0411	5.2317	.65062	.59796	.33846	.18819
9491	9.6355	5.7288	.59455	.47554	.21277	.11568
9499	7.7442	4.8632	.62798	.53292	.24107	.12782
9522	20.636	10.491	.50837	.38648	.20999	.14298
9527	7.3855	4.6124	.62453	.53061	.23298	.11720
9532	8.4114	5.0621	.60182	.49003	.22026	.12903
9544	--	--	--	--	--	--
9565	8.1710	4.9707	.60833	.51622	.25584	.15760
9570	6.7794	4.2716	.63009	.54831	.24013	.11429
9574	5.5000	3.1580	.57418	.45236	.09372	-.00688
9588	9.2440	6.0389	.65328	.55701	.27301	.15274
9665	9.6708	5.8174	.60155	.48324	.21908	.12104
9715	9.0195	5.2457	.58160	.45561	.19399	.10835
9729	10.296	5.9471	.57761	.44302	.18956	.10897
9772	9.3719	5.7859	.61737	.52811	.27263	.16384
9814	11.438	6.4798	.56654	.44001	.19640	.13243
9815	10.912	6.4801	.59387	.47870	.23620	.14591
9816	7.5493	4.5408	.60149	.48687	.19048	.09160
9817	8.1471	4.9514	.60776	.49740	.21874	.12572
9829	7.3598	4.6614	.63336	.56609	.29225	.16879
9830	6.7397	4.1821	.62052	.57847	.33871	.23639
9858	8.0295	4.6981	.58511	.50430	.25813	.14514
9893	8.8778	5.3215	.59942	.48797	.22590	.13254
9916	9.5957	5.4949	.57264	.42063	.15884	.09340
9976	8.5873	5.4181	.63094	.53838	.26479	.15287

Appendix 4–3.5. L-moments of storm duration defined by 24-hour minimum interevent time for hourly rainfall stations in Texas.

[--, not available]

Station no.	Duration mean (hours)	Duration L-scale (hours)	Duration L-CV (dimensionless)	Duration L-skew (dimensionless)	Duration L-kurtosis (dimensionless)	Duration Tau5 (dimensionless)	Station no.	Duration mean (hours)	Duration L-scale (hours)	Duration L-CV (dimensionless)	Duration L-skew (dimensionless)	Duration L-kurtosis (dimensionless)	Duration Tau5 (dimensionless)
0015	21.800	12.300	0.56422	0.39837	-0.17886	-0.34146	1154	19.907	12.571	0.63149	0.46729	0.22952	0.18292
0016	13.195	8.0248	.60816	.46441	.19927	.10910	1165	11.639	7.0162	.60279	.47247	.21023	.11785
0050	12.436	7.1437	.57443	.42740	.18568	.11602	1185	6.6147	4.1121	.62165	.57014	.29765	.16397
0054	17.027	10.470	.61490	.44187	.18822	.14106	1186	14.330	9.0178	.62931	.49742	.23376	.13477
0120	30.200	17.086	.56575	.46565	.28137	.12605	1188	14.125	9.3750	.66372	.43238	-.02095	-.28762
0145	14.919	10.138	.67955	.52963	.23443	.15551	1245	22.300	12.253	.54945	.37342	.12999	.04543
0146	14.622	7.3273	.50113	.34008	.11788	.04755	1246	11.270	7.0133	.62229	.46737	.17875	.10558
0174	11.182	7.5193	.67244	.54697	.24089	.12625	1267	11.583	7.1982	.62143	.50139	.23447	.12810
0178	17.714	12.110	.68362	.46506	.04616	-.10778	1304	13.907	8.2788	.59529	.43574	.17017	.08389
0179	11.316	7.4738	.66046	.56152	.28195	.14712	1325	13.905	8.3762	.60240	.45021	.18508	.10403
0202	9.0000	5.9753	.66392	.56217	.25799	.13159	1429	11.721	7.4117	.63235	.51143	.24166	.13837
0206	10.688	6.5670	.61445	.46702	.17830	.09000	1431	13.561	8.2523	.60854	.47072	.21161	.12004
0208	--	--	--	--	--	--	1432	13.724	8.2558	.60154	.44786	.17965	.09936
0211	12.241	7.3995	.60446	.45965	.18492	.09133	1433	13.410	7.8894	.58831	.44173	.18576	.10515
0244	19.129	11.634	.60816	.46722	.23392	.16782	1434	13.110	7.7741	.59302	.45589	.20213	.11198
0248	9.0200	5.7873	.64160	.54469	.26588	.15144	1435	13.062	7.8482	.60082	.44527	.18036	.10779
0262	12.170	7.1995	.59160	.45343	.20083	.11458	1436	13.935	8.1476	.58466	.44656	.19288	.10385
0271	22.800	12.619	.55347	.37149	.16894	.09216	1437	11.571	7.8048	.67449	.62011	.38318	.25767
0380	11.488	6.9754	.60717	.48950	.22674	.11216	1438	13.137	7.8532	.59778	.45578	.19376	.10793
0394	23.571	14.905	.63232	.59617	.47923	.55591	1462	--	--	--	--	--	--
0408	21.944	11.768	.53626	.33685	.13538	.07192	1492	10.530	6.8616	.65164	.53389	.24333	.12932
0427	14.750	10.115	.68574	.52686	.19196	.05532	1500	23.722	17.082	.72007	.64205	.39439	.22623
0428	15.546	9.4401	.60723	.44739	.19026	.11967	1528	10.027	6.5584	.65411	.54882	.26562	.14865
0429	19.143	11.049	.57720	.39230	.14806	.08895	1541	14.479	8.7017	.60098	.35757	.01293	-.03895
0463	10.745	7.3731	.68620	.60374	.33178	.19476	1569	14.594	8.5367	.58496	.39060	.11023	.05236
0493	18.385	10.372	.56416	.39948	.17058	.03738	1632	6.8333	5.8333	.85366	1.00000	1.00000	1.00000
0495	10.353	6.6299	.64036	.51714	.22602	.11895	1641	10.670	6.7851	.63589	.53102	.25975	.14159
0496	4.2917	2.9221	.68088	.77140	.48358	.18785	1646	9.0820	5.8573	.64493	.53206	.23180	.11909
0498	5.7000	4.3000	.75439	.81395	.53488	.16279	1663	17.250	9.3427	.54161	.27031	.02958	.04984
0509	12.557	7.7538	.61747	.47581	.20953	.12521	1671	12.366	7.7573	.62731	.47604	.19201	.10878
0518	11.371	7.0414	.61923	.47687	.19855	.11178	1680	12.364	7.3140	.59154	.45187	.19701	.11200
0521	10.00000	5.0323	.50323	.29965	.06110	.04803	1694	10.310	6.4626	.62682	.46403	.14020	.04342
0556	12.207	6.9533	.56964	.42242	.17425	.08759	1696	11.121	7.0976	.63824	.53585	.26849	.14455
0569	12.144	7.6696	.63156	.48996	.20738	.11362	1697	9.2692	5.5962	.60374	.50530	.21871	.07797
0572	13.392	8.1398	.60780	.46411	.19216	.09287	1698	10.698	6.6112	.61800	.46683	.17791	.10104
0576	16.398	10.180	.62082	.45607	.18360	.10496	1720	10.599	7.2937	.68815	.56528	.23247	.08295
0580	11.862	7.0718	.59620	.45562	.19039	.09636	1761	15.465	9.2268	.59662	.40077	.13545	.09399
0587	14.342	8.4238	.58734	.46748	.23827	.15368	1773	11.929	7.1355	.59815	.45406	.19700	.11788
0605	11.960	6.8907	.57613	.43080	.19374	.14221	1810	16.059	10.426	.64927	.56023	.28813	.07421
0639	10.650	6.9718	.65462	.53059	.23176	.11777	1823	12.556	6.9412	.55284	.45115	.17055	.03025
0655	--	--	--	--	--	--	1870	14.861	8.7166	.58656	.45313	.21922	.13473
0665	12.229	7.4602	.61006	.48433	.21864	.11498	1875	15.923	8.6667	.54428	.42926	.15734	.00314
0689	12.724	8.2720	.65009	.51697	.22699	.11308	1876	17.917	9.8357	.54897	.33763	.10991	.08237
0690	9.6113	6.3812	.66392	.54852	.23616	.11061	1889	19.866	12.034	.60578	.44375	.20932	.14142
0691	11.636	7.0959	.60983	.48864	.23004	.13140	1903	7.8980	5.1325	.64985	.55859	.25504	.12854
0708	9.6404	6.1066	.63344	.51560	.24042	.15750	1914	15.312	9.0875	.59347	.54726	.27914	.11662
0738	12.551	7.2820	.58021	.44712	.19999	.11382	1920	12.349	7.5198	.60893	.48607	.23772	.14987
0776	9.6259	6.0119	.62455	.50452	.21435	.10073	1921	12.042	7.1850	.59668	.46004	.20621	.11929
0779	8.9890	5.7655	.64140	.51217	.19357	.08560	1937	13.694	8.0085	.58484	.45073	.21322	.13280
0784	9.4047	6.0979	.64839	.54064	.24689	.12603	1956	13.044	7.9901	.61253	.46484	.20009	.12047
0786	11.449	7.0305	.61408	.47292	.19070	.09653	1970	17.632	12.532	.71078	.64865	.41231	.19116
0917	14.633	8.5140	.58183	.42756	.18149	.11014	2014	13.410	8.4774	.63215	.47712	.18731	.09479
0923	19.900	11.026	.55409	.38154	.20263	.13455	2015	14.644	9.2625	.63253	.47779	.20083	.11840
0926	11.800	7.0146	.59444	.44754	.18459	.10412	2019	21.875	13.892	.63505	.52292	.30879	.15432
0950	7.5000	4.3521	.58028	.57270	.25257	.02124	2024	11.969	7.2255	.60368	.45036	.17771	.09719
0996	20.941	13.191	.62992	.53177	.21771	.02753	2042	7.8000	5.2667	.67521	.56962	.18626	-.08017
1013	9.0390	6.3241	.69964	.62849	.33808	.18646	2043	8.9583	5.9435	.66346	.54535	.21173	.06781
1017	11.574	7.2173	.62355	.48748	.21398	.12488	2048	11.095	7.3230	.66003	.53271	.22977	.11049
1042	30.923	20.846	.67413	.62227	.37370	.20195	2050	15.093	10.054	.66617	.51662	.23528	.15589
1048	16.222	8.6144	.53102	.36381	.15042	.20049	2051	8.4828	5.4211	.63907	.56228	.26953	.09540
1053	12.508	7.7236	.61747	.48609	.21623	.11016	2053	13.000	7.8214	.60165	.29224	-.13242	-.09132
1057	11.748	6.9468	.59132	.46510	.20920	.11077	2073	12.455	7.4828	.60079	.44611	.16651	.07940
1063	23.400	13.333	.56980	.33495	.03571	-.06331	2082	8.5315	5.4703	.64119	.54585	.25696	.13511
1068	11.803	7.1442	.60530	.45764	.19036	.11361	2086	11.887	7.2922	.61345	.47027	.20167	.12059
1080	10.728	7.0786	.65979	.52393	.20579	.08729	2088	16.421	10.624	.64700	.48717	.22179	.17007
1081	12.878	7.5730	.58806	.46076	.21911	.13174	2090	11.021	7.1312	.64704	.54244	.28593	.19122
1133	13.929	9.3681	.67258	.51672	.18262	.00837	2096	11.906	7.1994	.60467	.46201	.20065	.11858
1136	15.661	10.039	.64103	.48526	.21017	.13154	2128	14.617	8.2094	.56165	.38767	.13832	.06659
1138	15.500	8.5330	.55051	.48294	.27150	.12726	2131	10.747	6.6878	.62232	.48375	.19885	.10747
1139	16.472	9.0520	.54953	.33817	.08551	.03357	2142	16.800	10.838	.64512	.64486	.43862	.23368

Appendix 4–3.5. L-moments of storm duration defined by 24-hour minimum interevent time for hourly rainfall stations in Texas—Continued.

Station no.	Duration mean (hours)	Duration L-scale (hours)	Duration L-CV (dimensionless)	Duration L-skew (dimensionless)	Duration L-kurtosis (dimensionless)	Duration Tau5 (dimensionless)
2160	20.211	11.620	0.57494	0.26368	-0.09232	-0.10933
2206	12.484	7.5584	.60544	.46891	.19846	.10080
2238	13.303	8.3204	.62545	.48337	.21786	.13251
2240	14.000	8.5875	.61339	.41467	.13003	.10933
2242	13.488	7.8273	.58030	.41788	.16186	.08996
2244	13.128	7.9151	.60291	.44590	.18307	.11183
2247	16.683	9.7073	.58187	.42211	.17993	.11545
2309	13.393	8.0254	.59923	.46336	.21208	.11950
2312	12.103	7.2858	.60199	.45475	.20594	.14912
2334	11.302	6.1139	.54097	.27401	-.03246	-.03029
2336	9.9485	6.1370	.61688	.49881	.23316	.14565
2354	13.227	8.4134	.63607	.49627	.21436	.12099
2355	18.615	12.406	.66645	.49796	.15783	.00604
2357	12.941	8.3516	.64538	.49752	.19284	.07851
2360	13.049	8.1451	.62419	.47424	.19423	.10992
2361	10.974	7.2167	.65765	.53592	.23881	.12204
2394	12.643	7.3942	.58483	.44223	.19080	.10651
2404	11.853	7.0867	.59789	.44806	.18088	.09946
2415	12.579	7.2598	.57712	.44117	.20298	.12361
2462	12.177	7.4686	.61333	.47615	.20816	.11265
2528	13.134	8.3636	.63679	.48493	.17912	.04957
2617	11.544	6.5881	.57069	.42534	.16317	.06374
2619	11.495	7.3095	.63589	.50823	.23549	.14091
2621	10.531	6.5196	.61906	.48413	.19440	.09211
2675	11.851	7.3243	.61801	.48417	.22100	.14014
2676	10.938	7.1817	.65658	.52898	.23391	.13271
2679	10.794	6.9301	.64206	.51449	.22556	.12325
2715	11.261	6.5805	.58435	.45131	.19758	.11093
2744	10.727	6.8653	.63999	.53026	.25716	.14225
2758	13.809	9.0435	.65492	.53924	.25848	.12005
2794	6.7273	3.9636	.58919	.51376	.30810	.29434
2797	10.632	6.6592	.62633	.49143	.19938	.09812
2811	10.962	7.0960	.64735	.52423	.23504	.12492
2813	10.048	6.9714	.69384	.62460	.36439	.22678
2814	9.4000	6.6000	.70213	.57176	.17471	-.01699
2815	8.8667	5.5050	.62087	.49063	.18697	.08429
2818	10.061	6.6029	.65631	.57960	.33656	.23534
2986	14.723	8.6591	.58813	.43846	.18449	.09395
3005	10.522	6.4608	.61405	.47935	.20569	.11963
3033	7.5798	4.6221	.60980	.55363	.28719	.13021
3034	--	--	--	--	--	--
3047	25.778	16.523	.64097	.51567	.26389	.13761
3103	9.6296	6.1083	.63432	.48541	.16558	.06357
3133	12.441	7.3883	.59388	.45776	.20509	.11452
3156	13.216	8.2068	.62100	.47171	.20817	.13638
3171	12.250	7.2916	.59521	.45991	.20192	.10879
3189	11.752	7.7108	.65614	.53475	.25589	.15680
3260	11.049	6.6298	.60004	.45034	.16876	.07770
3267	12.841	8.1392	.63385	.50193	.22157	.11226
3270	8.5756	5.5107	.64260	.53332	.22991	.11526
3272	10.00000	6.0662	.60662	.39055	.01766	-.06023
3277	10.692	7.1538	.66906	.53079	.21701	.12708
3278	9.4272	6.1691	.65439	.57075	.29475	.15847
3280	7.9225	5.1187	.64610	.61101	.36389	.20705
3281	5.1905	3.4158	.65809	.67968	.40834	.23356
3283	14.636	8.7640	.59879	.44452	.19089	.11616
3284	12.170	7.4875	.61524	.47400	.20838	.12581
3285	11.026	6.8068	.61735	.46813	.18535	.10677
3329	12.824	7.7649	.60548	.45846	.19559	.11511
3335	13.874	7.9696	.57444	.42355	.18643	.12213
3370	11.537	6.7435	.58452	.44814	.19061	.10387
3410	10.210	6.3677	.62365	.49376	.21055	.11351
3415	11.189	6.8179	.60933	.46464	.19242	.11217
3430	14.709	8.9739	.61010	.45762	.20075	.12436
3431	19.168	12.059	.62913	.44575	.17833	.12640
3441	13.625	8.9355	.65582	.51002	.21830	.11279
3442	11.575	6.7861	.58626	.46534	.21266	.11047
3446	9.1163	5.6799	.62304	.53743	.27383	.14748
3460	14.516	8.2344	.56726	.37578	.15762	.16248
3462	12.492	7.2269	.57854	.43634	.18835	.09883
3463	11.810	7.1614	0.60641	0.47665	0.24077	0.18367
3476	12.050	7.3352	.60871	.48114	.21603	.11342
3485	16.941	9.1471	.53993	.43023	.21291	.01224
3507	11.354	7.2449	.63811	.49174	.19673	.11010
3546	12.980	7.8117	.60184	.45474	.20115	.12672
3547	10.022	6.3460	.63320	.52726	.25967	.15155
3579	15.161	9.2041	.60708	.46832	.21039	.13063
3642	12.230	7.2619	.59378	.45057	.19786	.11974
3646	12.132	7.0622	.58210	.46175	.21897	.12467
3668	21.000	12.550	.59762	.47268	.14813	-.00934
3673	22.211	11.994	.54002	.25322	-.04848	-.06399
3686	11.181	6.9128	.61824	.47218	.19231	.11003
3691	10.987	6.7033	.61011	.46277	.18334	.10048
3734	21.895	13.930	.63622	.46585	.18275	.04419
3771	10.927	6.7868	.62113	.45993	.15680	.07541
3789	11.643	8.2797	.71114	.61420	.32740	.19795
3826	11.283	6.6858	.59253	.48657	.24131	.13846
3831	12.979	7.8404	.60409	.45265	.17720	.08191
3841	9.4812	5.8167	.61350	.49394	.21323	.10923
3871	12.536	7.6051	.60665	.47609	.20846	.10478
3884	10.778	5.4183	.50273	.35706	.16466	.06303
3941	15.455	9.1030	.58902	.44492	.21828	.13191
3963	7.8000	5.4000	.69231	.48148	-.29630	-1.33333
4040	10.416	6.2242	.59758	.48617	.23562	.14352
4058	16.333	9.9412	.60864	.45537	.13240	-.01603
4098	8.8108	5.6716	.64372	.53486	.23271	.11120
4100	10.548	6.2195	.58961	.45168	.19070	.10579
4137	10.396	6.3215	.60806	.45210	.16365	.09410
4191	11.568	7.2114	.62339	.48296	.19958	.10546
4256	--	--	--	--	--	--
4257	12.313	7.4677	.60647	.45309	.18858	.11971
4258	15.597	9.6172	.61661	.42797	.14674	.09518
4278	11.069	6.6108	.59723	.47952	.22084	.11595
4299	7.3750	4.6705	.63329	.56243	.27171	.11505
4300	15.988	9.7143	.60761	.44803	.19426	.12553
4305	16.785	10.023	.59717	.42283	.17126	.11385
4307	18.143	11.332	.62459	.45062	.19155	.13690
4309	13.007	7.8566	.60405	.46658	.20166	.10947
4311	13.434	8.1389	.60585	.46763	.20844	.11670
4313	14.897	8.2952	.55685	.36733	.10359	.03650
4319	15.608	9.0250	.57822	.42461	.17597	.09380
4329	13.044	7.9577	.61005	.46795	.20063	.10986
4331	--	--	--	--	--	--
4375	10.078	6.5568	.65060	.53405	.24488	.13838
4392	15.501	8.9452	.57706	.42976	.19688	.13584
4425	9.1114	6.0490	.66389	.56464	.26590	.14009
4440	12.967	7.5227	.58013	.45541	.21038	.12397
4476	10.992	6.6660	.60644	.45708	.17887	.09952
4498	7.2727	4.7455	.65250	.59132	.27842	.01916
4517	12.320	7.3858	.59950	.45528	.19207	.10602
4520	10.559	6.5368	.61909	.45771	.15303	.07733
4525	26.444	19.176	.72516	.60395	.30138	.09228
4563	10.520	7.0933	.67427	.66676	.52662	.46994
4570	10.812	6.8129	.63014	.50258	.22402	.12740
4577	12.201	7.4237	.60843	.46830	.21016	.13176
4591	14.049	8.1827	.58245	.44412	.20463	.12513
4670	10.600	6.5888	.62157	.48840	.20756	.11368
4671	12.410	7.8793	.63492	.48432	.20519	.12682
4679	11.457	7.0129	.61209	.45389	.17122	.09993
4696	13.400	9.5333	.71144	.55420	.14461	-.14161
4703	9.9417	6.3122	.63492	.51458	.24053	.16197
4704	15.654	9.1707	.58584	.42281	.18184	.12011
4731	15.760	8.8690	.56274	.35025	.12797	.14000
4792	10.384	6.5500	.63076	.49942	.21417	.12237
4819	11.858	7.2036	.60750	.46095	.20176	.12980
4852	6.6667	4.7524	.71286	.66795	.28395	-.05788
4866	11.882	7.1922	.60530	.46688	.20438	.11735
4876	11.800	7.3656	.62421	.47726	.19872	.11614
4878	15.023	8.8454	.58881	.43357	.18526	.11342
4880	10.568	6.6447	.62877	.51329	.23995	.12952

Appendix 4–3.5. L-moments of storm duration defined by 24-hour minimum interevent time for hourly rainfall stations in Texas—Continued.

Station no.	Duration mean (hours)	Duration L-scale (hours)	Duration L-CV (dimen-sionless)	Duration L-skew (dimen-sionless)	Duration L-kurtosis (dimen-sionless)	Duration Tau5 (dimen-sionless)
4920	10.804	6.8349	0.63263	0.50270	0.21827	0.11779
4934	8.6667	5.3333	.61538	.35000	-.12500	.00000
4972	11.399	6.9202	.60709	.46930	.20061	.10854
4973	12.682	7.1155	.56109	.42064	.18894	.12047
4974	11.283	7.0003	.62040	.50237	.24005	.13697
4975	11.219	6.8023	.60631	.45214	.17048	.08728
4978	11.333	7.4598	.65822	.55337	.30058	.21935
4979	21.188	13.546	.63933	.58597	.32781	.09382
4982	10.886	6.3800	.58609	.45327	.18982	.10078
5018	11.857	6.8753	.57983	.46287	.21034	.10986
5048	9.3828	6.0250	.64213	.52723	.23061	.11810
5049	6.3068	3.8593	.61193	.53462	.24436	.15209
5056	10.00000	5.1000	.51000	.09804	-.27451	-.58824
5057	13.891	8.8604	.63788	.48774	.20271	.10820
5060	14.774	9.6120	.65061	.53306	.27126	.16789
5081	15.081	8.5740	.56853	.42259	.19576	.12337
5094	11.162	6.7864	.60797	.46191	.18968	.11203
5113	12.114	7.6350	.63028	.49009	.20973	.11662
5114	--	--	--	--	--	--
5123	8.3571	4.9945	.59763	.46755	.16192	.02790
5192	11.334	6.7381	.59448	.44652	.17547	.08931
5193	12.761	7.7790	.60960	.46099	.19248	.10973
5224	13.571	8.3027	.61178	.47427	.23143	.15942
5228	11.669	7.5193	.64436	.52485	.25427	.15193
5235	17.478	9.5375	.54568	.24670	-.03499	-.00619
5247	10.017	6.3020	.62916	.51079	.23153	.12854
5258	12.589	7.3235	.58173	.44233	.19572	.11568
5303	12.372	7.4916	.60552	.48189	.21103	.10172
5312	9.7376	6.3418	.65126	.54047	.24921	.13412
5341	19.105	13.485	.70585	.63257	.38026	.20313
5342	--	--	--	--	--	--
5348	11.969	7.3131	.61101	.47085	.21352	.13984
5358	10.387	6.3356	.60993	.50038	.23631	.11887
5398	13.937	8.2359	.59096	.45317	.20783	.12594
5410	9.3143	5.9973	.64388	.53637	.24203	.11710
5411	12.536	7.7249	.61620	.47501	.20602	.11803
5424	20.407	12.860	.63018	.46670	.21592	.13863
5429	13.018	8.0050	.61491	.47106	.19899	.10966
5431	17.357	8.3571	.48148	.24129	.13095	.19945
5461	12.804	7.7440	.60482	.48375	.23517	.13510
5463	10.404	6.4464	.61960	.47325	.17741	.08599
5471	14.000	9.1583	.65417	.41531	-.00786	-.10299
5477	17.294	14.000	.80952	.76324	.56242	.44877
5528	10.907	6.4131	.58799	.45012	.18162	.08637
5579	--	--	--	--	--	--
5580	15.400	9.3737	.60868	.41475	.05374	-.09682
5589	9.2128	5.8220	.63195	.51389	.21786	.10729
5590	11.652	7.2855	.62523	.49180	.20053	.09088
5591	9.8899	6.2736	.63435	.53946	.26156	.12852
5592	10.154	6.5552	.64561	.56576	.29610	.15840
5594	7.1391	4.5727	.64052	.59981	.31444	.12687
5595	--	--	--	--	--	--
5596	9.5766	6.4120	.66955	.55581	.24011	.11202
5600	11.222	7.6129	.67840	.60243	.32779	.16538
5618	17.458	10.857	.62187	.52578	.31368	.24785
5650	10.294	4.8971	.47571	.41141	.36208	.27166
5656	9.6841	6.2338	.64372	.51037	.19783	.09179
5658	11.171	6.7868	.60756	.49534	.23488	.12393
5661	11.718	8.0225	.68461	.56307	.25962	.13942
5666	12.929	8.2751	.64007	.48374	.16948	.05415
5695	11.846	7.1720	.60545	.46384	.20158	.11979
5742	16.929	10.005	.59104	.41571	.25116	.34232
5766	15.652	5.9209	.37828	.09079	.11644	.15491
5770	10.615	6.5445	.61655	.47665	.19155	.09914
5775	5.0833	2.8712	.56483	.48496	.17678	.04661
5779	13.667	8.6928	.63606	.49173	.23684	.16165
5840	12.410	7.2758	.58631	.45424	.19667	.09726
5890	11.356	7.0317	.61922	.48962	.21576	.11716
5891	8.7552	5.3529	.61139	.51399	.24941	.14694
5897	11.324	6.9615	.61477	.45086	.15783	.08570
5957	10.375	6.4798	0.62457	0.49695	0.21859	0.12394
5958	13.248	7.8082	.58936	.43659	.16866	.08484
5973	15.129	9.0669	.59929	.47698	.25484	.17173
5996	11.742	7.1142	.60587	.46050	.19235	.10843
6017	10.357	6.5742	.63475	.52523	.24416	.12300
6024	14.651	8.2057	.56008	.37026	.14049	.10925
6050	9.3684	3.2807	.35019	.15445	.16876	.08362
6104	12.373	8.2254	.66478	.54055	.24961	.13461
6108	11.953	7.2336	.60517	.45861	.19487	.11645
6136	9.5296	6.1579	.64619	.52795	.22496	.10634
6166	11.532	6.6709	.57844	.39874	.10479	.03466
6176	13.666	8.1366	.59541	.45553	.22281	.16775
6177	12.395	7.6080	.61379	.47643	.21532	.13021
6210	11.223	6.7907	.60506	.45627	.17749	.08783
6211	15.604	9.7919	.62751	.47012	.20255	.12824
6270	12.185	7.3358	.60201	.44513	.18098	.11328
6275	--	--	--	--	--	--
6276	16.250	9.8079	.60356	.42706	.12420	-.00234
6335	12.498	7.2461	.57980	.44627	.20199	.11606
6434	12.882	5.9853	.46461	.33071	.10881	-.02344
6504	9.9856	6.3534	.63626	.50733	.20975	.10457
6558	14.739	8.3755	.56825	.28551	-.04760	-.05733
6615	9.3015	6.1263	.65864	.55013	.24585	.12100
6660	16.388	9.6485	.58874	.39485	.10848	.01876
6663	17.913	10.529	.58778	.34686	.04890	.02044
6734	11.586	7.0088	.60495	.46869	.20494	.12251
6736	9.1234	5.8650	.64286	.53656	.24189	.11758
6740	24.500	16.348	.66729	.55885	.34322	.28962
6750	15.767	10.366	.65743	.47896	.16423	.08112
6757	13.311	8.0450	.60438	.46065	.20691	.12728
6775	12.266	7.3348	.59797	.44578	.17553	.09675
6776	10.180	6.4484	.63343	.51288	.22881	.12137
6788	11.325	6.0543	.53462	.39496	.15745	.07440
6792	8.3521	5.4653	.65436	.56214	.25861	.12097
6794	29.438	16.387	.55669	.37104	.16245	.07747
6834	10.925	6.6520	.60887	.46146	.18429	.10501
6893	7.8534	5.2235	.66513	.59639	.30935	.17560
6935	9.1327	5.9193	.64815	.54241	.24444	.11806
6981	12.709	7.7909	.61303	.47983	.20836	.11622
7020	16.047	9.2717	.57780	.41544	.16942	.08883
7060	9.5178	6.1032	.64125	.52259	.22435	.11212
7066	12.667	7.4815	.59064	.44528	.19342	.11518
7074	9.1268	5.8966	.64607	.54499	.25542	.13044
7097	12.837	7.6394	.59511	.44219	.18765	.12534
7116	11.158	6.6425	.59532	.45719	.18605	.09492
7140	12.472	7.8016	.62551	.49039	.21551	.11851
7173	16.616	10.139	.61017	.43198	.15664	.08542
7174	16.091	9.7324	.60482	.44207	.18983	.12500
7213	12.635	7.8278	.61952	.48701	.21860	.12234
7243	11.035	6.9090	.62609	.48494	.19861	.10866
7262	9.5375	6.8983	.72328	.64447	.32687	.14005
7274	9.3316	5.5965	.59973	.48421	.22894	.14029
7300	10.345	6.1857	.59794	.47529	.21297	.11773
7311	9.5600	5.9000	.61715	.46824	.15422	.03007
7363	20.824	13.860	.66561	.55438	.29663	.14813
7422	12.262	7.6803	.62634	.48639	.21234	.12427
7431	9.0284	5.6451	.62525	.52446	.24902	.13558
7481	8.8917	5.7597	.64776	.56362	.28645	.15445
7497	11.302	7.1314	.63097	.48811	.20692	.13142
7498	10.686	6.7921	.63562	.49061	.19036	.10226
7499	10.545	6.6032	.62616	.48500	.19476	.10668
7531	14.172	8.5810	.60547	.45296	.17125	.05605
7534	11.026	6.9357	.62905	.50279	.22619	.12610
7556	10.520	6.4537	.61344	.46503	.17405	.08587
7594	12.071	7.4299	.61553	.48885	.22238	.11767
7596	10.047	6.1114	.60826	.48662	.20881	.10284
7608	12.081	7.3928	.61192	.46622	.19665	.11310
7622	9.0000	5.9591	.66212	.53253	.17941	.03005
7700	14.887	8.6210	.57910	.42683	.18144	.10529
7706	11.165	7.0297	.62962	.49423	.21017	.11435

Appendix 4–3.5. L-moments of storm duration defined by 24-hour minimum interevent time for hourly rainfall stations in Texas—Continued.

Station no.	Duration mean (hours)	Duration L-scale (hours)	Duration L-CV (dimensionless)	Duration L-skew (dimensionless)	Duration L-kurtosis (dimensionless)	Duration Tau5 (dimensionless)
7718	15.051	9.0990	0.60456	0.41791	0.14201	0.08764
7745	16.947	9.7098	.57295	.38740	.14776	.10142
7922	8.1495	5.3287	.65387	.57373	.28099	.13946
7936	12.546	7.6069	.60633	.46802	.21507	.13674
7943	11.609	7.2055	.62069	.49609	.22564	.12138
7944	17.035	10.305	.60490	.40934	.13139	.07348
7945	15.678	9.5691	.61035	.44861	.18940	.12132
7947	13.574	8.7482	.64446	.49820	.21516	.11706
7948	11.602	7.3153	.63051	.49711	.21565	.11470
7951	12.669	7.4117	.58501	.45481	.21349	.13005
7953	15.146	9.9833	.65915	.53109	.23259	.09466
7981	12.394	8.0327	.64813	.51663	.22713	.10961
7990	17.777	11.964	.67301	.54560	.27928	.16584
7992	17.765	9.5956	.54015	.33916	.00591	-.12838
7997	11.457	7.0318	.61378	.50118	.24340	.12953
7999	9.4375	5.9792	.63355	.50443	.21170	.09768
8022	13.370	8.7904	.65745	.51438	.20501	.09074
8023	9.5256	6.1114	.64157	.53520	.24832	.13065
8047	11.328	6.9934	.61733	.47871	.20427	.11514
8060	13.566	8.8365	.65137	.53346	.26324	.15199
8062	16.273	10.019	.61569	.41520	.09774	.04190
8068	11.167	6.7046	.60041	.41412	.11508	.06177
8081	12.168	7.7215	.63455	.49898	.21799	.11861
8089	9.4324	5.6772	.60188	.48552	.21686	.11210
8221	17.941	11.603	.64672	.57643	.34148	.11446
8252	9.8632	6.2475	.63342	.51780	.22922	.11232
8265	15.549	9.0038	.57905	.42187	.17269	.10176
8289	10.125	6.2917	.62140	.47697	.16907	.05326
8305	8.7845	5.7445	.65394	.55917	.26150	.12629
8335	13.654	7.9388	.58141	.43978	.20163	.12286
8400	10.235	6.6819	.65285	.51484	.19412	.08435
8445	13.729	8.1083	.59060	.44511	.18867	.10394
8446	11.657	7.0966	.60880	.45548	.17433	.08946
8451	11.473	6.9661	.60717	.47035	.17588	.05251
8531	12.315	7.4365	.60385	.46901	.20713	.11639
8541	11.154	6.5871	.59056	.50379	.25223	.12803
8544	12.677	7.8834	.62184	.49802	.24030	.13957
8545	17.400	10.381	.59661	.37177	.10056	.07533
8563	10.470	6.2365	.59563	.44154	.16987	.10136
8566	9.9701	6.3856	.64047	.53192	.25129	.13562
8583	10.552	6.5574	.62142	.46484	.16461	.08727
8584	11.169	7.1139	.63694	.50632	.21639	.10452
8623	11.128	6.9530	.62480	.49244	.21709	.12320
8625	13.040	7.5508	.57904	.44525	.19797	.11135
8630	9.1485	5.5719	.60905	.49569	.22094	.11655
8631	11.369	7.0896	.62359	.51333	.24988	.13550
8646	11.641	6.8976	.59251	.46412	.21048	.11773
8647	10.091	6.3572	.62999	.49478	.20302	.11355
8677	14.119	8.1836	.57964	.45759	.22090	.13158
8696	15.947	9.1287	.57242	.41003	.13427	-.03293
8743	12.671	7.5364	.59475	.45306	.20181	.12123
8761	9.3867	5.9984	.63903	.51678	.21424	.10348
8778	11.929	7.2153	.60484	.45582	.19151	.11588
8845	13.021	8.1647	.62706	.47903	.20827	.13126
8859	13.540	8.1551	.60229	.46482	.20978	.11692
8898	12.966	7.3651	.56805	.42528	.17733	.09607
8908	13.533	7.5655	.55903	.35999	.11772	.10520
8910	11.588	6.8750	0.59327	0.56021	0.35966	0.21440
8911	11.212	6.9752	.62213	.48568	.20385	.10457
8924	7.8724	4.9544	.62933	.55288	.25712	.09249
8929	26.929	20.984	.77923	.68002	.43226	.29477
8942	12.341	7.4937	.60721	.45560	.19426	.12535
8944	12.883	7.8341	.60812	.45880	.19208	.10571
8996	13.363	8.1353	.60880	.47233	.20915	.11682
9014	18.353	10.338	.56330	.41081	.16196	.02353
9037	9.5627	6.0650	.63424	.54407	.27752	.15573
9106	11.536	7.3645	.63839	.52643	.25699	.15264
9107	7.8387	5.9484	.75885	.76363	.52256	.32725
9129	14.200	9.5465	.67229	.53922	.24310	.11581
9163	11.235	6.9136	.61538	.48020	.20649	.11435
9213	15.708	10.259	.65309	.51590	.26165	.17890
9214	18.045	13.292	.73660	.73845	.52755	.32715
9222	16.945	9.1370	.53920	.34547	.13866	.11214
9248	12.477	7.7925	.62456	.45607	.15670	.08480
9266	11.478	6.5369	.56953	.43889	.18883	.09941
9270	9.9557	6.5797	.66090	.54883	.24776	.12389
9295	9.1333	5.8881	.64469	.52676	.22887	.12321
9304	--	--	--	--	--	--
9307	11.004	6.6406	.60344	.46081	.17252	.05805
9328	12.429	8.2136	.66086	.54600	.27426	.16788
9329	23.200	14.578	.62835	.41044	.11776	.02325
9345	--	--	--	--	--	--
9363	15.862	9.9730	.62874	.46986	.20489	.13774
9364	14.681	9.2253	.62838	.47158	.19317	.10960
9365	17.000	10.763	.63311	.47589	.13777	-.03606
9371	13.587	8.0028	.58901	.38755	.09047	.03146
9417	12.285	7.3039	.59454	.45731	.20173	.11523
9419	14.409	8.5726	.59494	.43934	.18248	.10639
9435	10.433	6.8308	.65474	.53743	.22737	.07399
9491	12.930	7.8306	.60560	.45977	.19601	.11272
9499	9.5013	6.1025	.64228	.52449	.22645	.11268
9522	36.125	24.518	.67870	.57465	.26438	-.04734
9527	9.7404	6.2820	.64494	.52292	.22156	.10871
9532	10.972	6.7231	.61273	.47697	.20593	.11665
9544	--	--	--	--	--	--
9565	9.9437	6.2214	.62566	.51407	.24212	.13673
9570	9.6611	6.2092	.64270	.50224	.17467	.05716
9574	9.4211	6.0000	.63687	.49708	.19268	.12053
9588	13.015	8.6633	.66565	.53640	.24914	.14035
9665	12.234	7.5131	.61411	.47732	.21161	.12060
9715	11.386	6.7903	.59635	.45598	.19573	.11444
9729	12.896	7.5710	.58707	.43873	.18718	.11361
9772	13.183	8.2360	.62475	.49124	.22614	.13671
9814	11.438	6.4798	.56654	.44001	.19640	.13243
9815	13.646	8.3474	.61172	.48574	.24360	.15802
9816	9.8000	5.9437	.60651	.44662	.13025	.02419
9817	10.030	6.2557	.62371	.49728	.21726	.12438
9829	9.5047	6.1166	.64354	.53440	.24177	.11916
9830	9.0148	5.5007	.61019	.49574	.22221	.11994
9858	9.5671	5.7744	.60357	.50431	.24530	.12799
9893	11.073	6.8743	.62083	.49557	.22751	.13043
9916	11.724	6.7567	.57631	.41526	.16612	.10779
9976	11.400	7.2990	.64029	.51094	.22545	.11991

Appendix 4–3.6. L-moments of storm duration defined by 48-hour minimum interevent time for hourly rainfall stations in Texas.

[--, not available]

Station no.	Duration mean (hours)	Duration L-scale (hours)	Duration L-CV (dimensionless)	Duration L-skew (dimensionless)	Duration L-kurtosis (dimensionless)	Duration Tau5 (dimensionless)
0015	--	--	--	--	--	--
0016	23.594	14.790	0.62687	0.45490	0.19034	0.11436
0050	21.653	13.591	.62769	.47702	.22471	.13412
0054	28.484	19.587	.68766	.59059	.39242	.31861
0120	52.727	33.764	.64034	.52001	.25328	.02154
0145	27.309	17.148	.62793	.42585	.16990	.13765
0146	34.222	21.083	.61605	.40518	.02576	-.13197
0174	22.276	15.151	.68014	.51379	.22439	.13829
0178	38.500	26.522	.68889	.49267	.24831	.33305
0179	24.020	16.991	.70736	.57120	.28900	.16276
0202	19.201	13.108	.68265	.51881	.21010	.09651
0206	20.149	13.063	.64832	.47438	.18184	.08635
0208	--	--	--	--	--	--
0211	24.015	14.978	.62370	.44219	.16759	.09015
0244	31.720	19.952	.62900	.46128	.20774	.13481
0248	15.887	10.645	.67004	.52145	.22016	.10083
0262	22.060	14.046	.63674	.48767	.22725	.13021
0271	46.700	27.789	.59505	.26989	-.11070	-.05078
0380	19.903	12.707	.63842	.46772	.17304	.06688
0394	34.667	19.800	.57115	.33165	.03199	-.21044
0408	65.500	47.411	.72383	.54347	.21574	.13124
0427	33.485	20.123	.60096	.32101	.04009	.08874
0428	29.868	18.443	.61748	.43094	.17612	.11155
0429	32.393	20.093	.62030	.42940	.15474	.05904
0463	17.558	12.687	.72257	.61642	.35442	.24274
0493	35.600	22.111	.62110	.42286	.16098	.02588
0495	17.224	11.475	.66620	.51041	.21011	.09703
0496	7.0909	5.5195	.77839	.81035	.56495	.29946
0498	11.444	8.6389	.75485	.63160	.20303	-.13689
0509	22.262	14.230	.63921	.46944	.19858	.11568
0518	22.151	14.413	.65065	.48480	.20659	.11370
0521	17.111	10.516	.61455	.48198	.25817	.17819
0556	19.200	12.257	.63837	.50306	.24736	.13797
0569	24.764	16.156	.65239	.47688	.19421	.10755
0572	23.846	15.443	.64758	.49302	.23105	.14823
0576	27.723	18.014	.64980	.46184	.17213	.09197
0580	20.711	12.620	.60937	.41450	.12291	.04546
0587	26.748	16.697	.62425	.47441	.21631	.11633
0605	22.744	14.306	.62902	.46071	.18087	.07342
0639	20.976	14.080	.67121	.50367	.21138	.12124
0655	--	--	--	--	--	--
0665	21.570	13.880	.64347	.48331	.20285	.10411
0689	20.894	13.888	.66469	.49653	.20119	.10289
0690	18.078	12.475	.69005	.53707	.23398	.12163
0691	21.762	13.786	.63347	.46928	.19645	.10951
0708	25.939	17.021	.65620	.47069	.17854	.08700
0738	22.371	13.963	.62417	.47394	.21234	.11518
0776	16.372	10.940	.66822	.52220	.22476	.10512
0779	17.111	11.542	.67451	.51607	.21311	.10524
0784	17.941	11.923	.66457	.49950	.19528	.08885
0786	19.979	12.429	.62211	.44211	.16239	.08499
0917	27.154	16.786	.61818	.44880	.19246	.11121
0923	72.000	52.156	.72438	.59086	.39018	.41170
0926	21.491	13.681	.63659	.47258	.19955	.10719
0950	26.148	16.909	.64666	.43714	.09147	-.00216
0996	77.875	54.268	.69686	.49325	.18723	.19842
1013	18.083	12.702	.70242	.55775	.26031	.15339
1017	20.383	13.084	.64188	.47043	.18744	.09875
1042	75.286	42.762	.56799	.37149	.04009	.16258
1048	47.091	35.655	.75714	.69199	.53510	.54139
1053	21.098	13.275	.62921	.44179	.14484	.05369
1057	20.824	13.250	.63628	.48450	.21329	.10925
1063	54.900	32.767	.59684	.18922	-.25272	-.15395
1068	21.160	13.650	.64511	.47903	.20065	.10811
1080	21.287	14.577	.68480	.53060	.25821	.18631
1081	22.562	14.179	.62845	.47586	.21431	.11859
1133	27.273	16.600	.60867	.37788	.14567	.21176
1136	29.839	19.192	.64319	.45601	.18323	.11175
1138	42.000	30.389	.72354	.61191	.34709	.16218
1139	30.527	18.012	.59003	.39525	.15882	.11098
1154	42.454	26.289	0.61925	0.41872	0.16947	0.10917
1165	21.767	14.069	.64635	.48659	.21067	.11679
1185	10.835	7.5291	.69485	.61770	.34924	.20925
1186	33.431	22.305	.66719	.51231	.25986	.17895
1188	31.333	23.200	.74043	.64799	.43247	.16523
1245	54.833	37.318	.68057	.57142	.40777	.35296
1246	23.955	14.810	.61827	.41697	.14850	.09806
1267	21.760	14.303	.65728	.49751	.21168	.10170
1304	23.200	14.595	.62910	.45377	.17362	.07836
1325	23.008	14.314	.62211	.45263	.19441	.12450
1429	21.490	13.957	.64948	.48183	.19595	.09941
1431	23.571	14.964	.63485	.47053	.20358	.11953
1432	22.563	14.314	.63439	.46538	.19481	.11420
1433	22.373	13.765	.61527	.44199	.17761	.10404
1434	22.226	13.891	.62499	.45566	.18541	.10191
1435	20.442	13.017	.63675	.46835	.19649	.11734
1436	23.413	14.408	.61539	.45001	.18540	.10236
1437	16.368	12.082	.73812	.70827	.52138	.43164
1438	21.672	13.535	.62456	.45372	.18291	.10319
1462	--	--	--	--	--	--
1492	17.429	11.593	.66515	.50653	.21357	.11785
1500	46.538	33.231	.71405	.63173	.44487	.40816
1528	18.015	11.869	.65886	.49554	.20077	.10288
1541	23.825	14.699	.61697	.43044	.21104	.21809
1569	28.273	17.671	.62502	.41710	.11829	.03501
1632	15.000	10.500	.70000	.33333	-.66667	-2.00000
1641	18.181	11.606	.63836	.47373	.19700	.11768
1646	17.176	11.497	.66937	.50770	.20293	.09627
1663	26.111	16.946	.64899	.44837	.17090	.13961
1671	22.137	14.251	.64379	.46305	.17947	.10083
1680	20.628	12.591	.61040	.43148	.16303	.08575
1694	18.000	11.830	.65721	.48290	.18886	.11515
1696	18.567	12.232	.65880	.50313	.20366	.08271
1697	11.595	7.1000	.61235	.48050	.17764	.04184
1698	19.941	12.597	.63172	.44666	.16656	.09739
1720	20.641	14.350	.69522	.52982	.22727	.14232
1761	35.900	22.790	.63483	.39813	.08771	.02532
1773	23.483	14.969	.63745	.46733	.19294	.10039
1810	39.583	28.417	.71789	.58006	.24376	-.00355
1823	40.909	28.309	.69200	.54014	.22875	.05620
1870	26.628	16.573	.62237	.46238	.20652	.12283
1875	27.000	15.564	.57643	.46495	.26305	.18789
1876	25.062	13.333	.53198	.31335	.10722	.06525
1889	37.026	23.870	.64469	.47403	.21473	.13262
1903	15.933	10.455	.65619	.48226	.16815	.07247
1914	48.400	26.756	.55280	.27284	.03684	.12708
1920	19.613	12.566	.64071	.48927	.22087	.12482
1921	22.323	14.331	.64197	.48404	.21219	.11136
1937	23.345	14.575	.62434	.47585	.22125	.12440
1956	26.007	16.776	.64507	.47520	.20278	.11253
1970	65.400	50.200	.76758	.64841	.38650	.29405
2014	28.630	17.994	.62850	.42864	.16644	.12977
2015	28.493	18.262	.64092	.45594	.18582	.11683
2019	51.800	33.911	.65465	.37058	.01727	.03670
2024	20.458	13.186	.64452	.48163	.20550	.11131
2042	13.444	9.1944	.68388	.48986	.08718	-.03884
2043	14.565	9.3942	.64501	.45079	.11274	.02286
2048	20.595	13.603	.66051	.48146	.18261	.09825
2050	17.135	11.709	.68337	.53213	.23659	.12782
2051	14.471	10.093	.69745	.56545	.23780	.06070
2053	27.667	14.933	.53976	.09821	-.07143	.53571
2073	22.818	14.351	.62894	.45461	.18304	.10509
2082	15.151	10.324	.68138	.54866	.25595	.13264
2086	21.089	13.492	.63978	.47281	.19744	.10843
2088	25.531	15.463	.60564	.41848	.19260	.17654
2090	20.815	13.722	.65923	.49520	.20140	.09167
2096	21.890	13.800	.63044	.45982	.19117	.11003
2128	22.465	13.387	.59590	.41538	.15835	.08329
2131	20.129	13.042	.64792	.48556	.21327	.13033
2142	54.750	23.786	.43444	-.11712	-.23273	.22973

Appendix 4–3.6. L-moments of storm duration defined by 48-hour minimum interevent time for hourly rainfall stations in Texas—Continued.

Station no.	Duration mean (hours)	Duration L-scale (hours)	Duration L-CV (dimensionless)	Duration L-skew (dimensionless)	Duration L-kurtosis (dimensionless)	Duration Tau5 (dimensionless)
2160	34.533	21.629	0.62631	0.39667	0.12949	0.11788
2206	23.846	15.650	.65630	.50404	.23507	.14201
2238	23.152	14.557	.62879	.45106	.18788	.12159
2240	29.509	17.918	.60720	.36240	.06917	.02537
2242	25.191	15.535	.61669	.44942	.20138	.12924
2244	24.373	15.464	.63449	.45955	.18976	.10797
2247	32.194	20.865	.64810	.51078	.25058	.11919
2309	24.046	15.155	.63022	.44872	.16036	.06433
2312	23.098	14.286	.61847	.44405	.18688	.11187
2334	20.295	11.645	.57379	.32855	.06990	.06035
2336	19.494	13.184	.67633	.53069	.24597	.13249
2354	22.833	16.703	.73150	.58066	.24638	.08614
2355	28.152	16.379	.58181	.30362	-.00896	-.02571
2357	25.195	16.023	.63598	.42941	.13325	.06981
2360	22.425	14.554	.64899	.47813	.19827	.11406
2361	19.016	13.472	.70845	.58382	.31060	.19652
2394	23.714	14.705	.62010	.45384	.19184	.10692
2404	21.474	13.627	.63458	.47214	.20743	.12387
2415	23.060	14.392	.62413	.46482	.20160	.11001
2462	22.413	14.742	.65774	.51310	.25274	.15707
2528	21.217	12.984	.61197	.38396	.06608	-.00019
2617	20.972	12.730	.60698	.42591	.14934	.07259
2619	18.155	11.859	.65322	.48863	.19822	.10187
2621	18.416	12.031	.65327	.48975	.19381	.08836
2675	22.380	14.752	.65913	.50579	.23619	.14033
2676	24.405	15.685	.64271	.44516	.15766	.09766
2679	19.859	12.974	.65331	.48058	.18943	.10263
2715	20.189	12.761	.63208	.48018	.21134	.11235
2744	18.443	12.116	.65694	.49796	.20327	.09384
2758	28.653	17.925	.62561	.41375	.10429	.01916
2794	11.200	7.4000	.66071	.53378	.26158	.16592
2797	20.241	13.335	.65881	.49988	.21603	.11781
2811	19.245	12.861	.66829	.50570	.20809	.10317
2813	14.579	9.9474	.68231	.53128	.19299	.01076
2814	27.700	18.589	.67108	.36312	-.13590	-.26270
2815	17.330	11.327	.65360	.47916	.16909	.06664
2818	16.958	11.808	.69634	.56980	.28237	.14918
2986	25.547	16.083	.62955	.46691	.20954	.12812
3005	20.079	13.216	.65820	.49898	.21624	.11640
3033	15.348	10.485	.68317	.56669	.26761	.10681
3034	--	--	--	--	--	--
3047	62.364	43.218	.69300	.56920	.41909	.42175
3103	13.320	9.3133	.69920	.56572	.25283	.13083
3133	21.607	13.744	.63609	.48129	.21471	.11822
3156	21.579	13.633	.63178	.45498	.18197	.10342
3171	21.291	13.324	.62583	.45981	.18786	.09735
3189	21.262	14.411	.67778	.51329	.22063	.12781
3260	19.933	13.468	.67565	.53816	.26553	.15218
3267	25.087	15.321	.61073	.42415	.15945	.09792
3270	17.237	11.627	.67455	.52318	.23082	.12758
3272	32.167	22.212	.69053	.49332	.19259	.15223
3277	14.000	8.9091	.63636	.40612	.04082	-.00340
3278	17.706	12.348	.69742	.57216	.28981	.16393
3280	14.363	10.133	.70546	.59435	.28710	.10871
3281	9.3684	7.2063	.76921	.75339	.51084	.31948
3283	27.442	17.215	.62730	.45024	.18410	.10218
3284	22.607	14.647	.64791	.48727	.22074	.13416
3285	21.145	13.744	.64997	.48358	.20847	.12411
3329	22.426	13.920	.62073	.43724	.16345	.08831
3335	21.207	12.565	.59251	.42733	.19032	.12439
3370	20.443	13.121	.64185	.49629	.23233	.13675
3410	18.980	12.420	.65438	.49140	.20237	.10288
3415	21.751	14.092	.64789	.48308	.20658	.11278
3430	28.710	17.992	.62667	.44794	.18688	.11175
3431	40.276	25.262	.62723	.44326	.21351	.16292
3441	27.640	18.613	.67342	.48100	.15594	.01696
3442	18.851	11.428	.60627	.44656	.17513	.07594
3446	15.422	10.150	.65813	.51641	.21406	.07566
3460	21.519	13.692	.63630	.49225	.27231	.21054
3462	21.178	14.045	.66318	.53765	.27993	.15810
3463	21.457	14.664	0.68340	0.55645	0.29859	0.18304
3476	21.923	14.475	.66027	.50745	.22484	.11768
3485	26.429	17.484	.66154	.61942	.40703	.16585
3507	23.303	15.319	.65736	.48624	.20688	.12021
3546	24.460	15.424	.63060	.45904	.19344	.11167
3547	18.444	11.816	.64065	.45916	.16387	.08279
3579	26.373	15.549	.58959	.37488	.10414	.07759
3642	22.204	14.118	.63582	.47494	.20796	.11595
3646	21.142	13.215	.62505	.47700	.21605	.11697
3668	76.000	41.179	.54182	.22897	.06158	.37467
3673	65.100	50.411	.77436	.69925	.51156	.41250
3686	22.524	14.157	.62856	.44660	.17829	.11276
3691	21.139	13.760	.65091	.49119	.22021	.13310
3734	67.900	52.256	.76960	.65448	.43167	.34999
3771	22.347	14.078	.62998	.43214	.14739	.08235
3789	23.388	16.358	.69943	.52970	.21381	.08946
3826	19.088	12.008	.62909	.50069	.25176	.15722
3831	21.487	13.646	.63508	.44207	.13237	.03442
3841	19.385	12.605	.65023	.47540	.17470	.07085
3871	20.906	13.141	.62860	.45880	.17698	.08656
3884	29.077	17.744	.61023	.40003	.08671	-.01594
3941	24.617	15.492	.62933	.45627	.19820	.12795
3963	--	--	--	--	--	--
4040	19.315	12.425	.64331	.49225	.22266	.13188
4058	37.917	30.841	.81339	.75986	.51249	.23966
4098	16.833	11.446	.67996	.53283	.23480	.11864
4100	19.972	13.031	.65248	.49935	.21570	.09921
4137	21.316	13.772	.64609	.47837	.20806	.13029
4191	20.473	13.145	.64209	.46739	.18079	.09450
4256	--	--	--	--	--	--
4257	22.868	14.747	.64489	.47947	.21123	.12512
4258	29.429	19.747	.67101	.50445	.22075	.10386
4278	20.180	13.087	.64850	.49523	.21018	.09909
4299	12.610	8.3839	.66486	.54907	.25303	.10030
4300	33.265	20.844	.62661	.44759	.19499	.12572
4305	33.556	21.205	.63193	.45947	.20563	.12299
4307	32.704	20.809	.63630	.46210	.21566	.14498
4309	24.948	15.832	.63460	.46507	.19074	.10278
4311	24.943	15.834	.63482	.46474	.18997	.10015
4313	26.947	15.263	.56642	.37490	.14474	.09439
4319	26.617	16.525	.62086	.46717	.20319	.10207
4329	23.853	15.204	.63740	.47080	.19957	.10848
4331	--	--	--	--	--	--
4375	20.058	13.367	.66643	.50097	.21051	.11734
4392	28.258	17.207	.60892	.42353	.15826	.07932
4425	15.667	10.970	.70021	.56799	.26801	.13799
4440	21.803	13.320	.61093	.45168	.18928	.10404
4476	20.779	12.959	.62366	.44278	.16787	.09166
4498	12.889	8.5000	.65948	.46032	.05696	-.08870
4517	21.664	13.868	.64015	.47557	.19978	.10648
4520	20.564	13.175	.64068	.46112	.18783	.12726
4525	56.000	44.591	.79627	.68277	.43969	.32909
4563	37.933	27.600	.72759	.57276	.22480	-.00589
4570	19.093	12.448	.65197	.48582	.19660	.10006
4577	23.292	15.254	.65493	.49760	.22367	.12121
4591	24.219	15.497	.63985	.49051	.22447	.11780
4670	19.712	12.744	.64649	.47174	.17896	.08728
4671	24.111	15.368	.63738	.44172	.16339	.10377
4679	22.130	14.318	.64701	.47674	.20230	.12097
4696	33.429	16.238	.48575	.14252	.11437	.33138
4703	23.848	15.521	.65082	.46518	.17575	.09600
4704	26.391	15.715	.59547	.42370	.19445	.13093
4731	27.372	17.535	.64063	.46060	.20373	.13682
4792	21.473	14.359	.66872	.50431	.21378	.11322
4819	25.467	16.337	.64150	.46466	.18415	.08766
4852	20.273	16.855	.83139	.74685	.43995	.13754
4866	21.490	13.667	.63594	.46882	.19515	.10691
4876	21.697	13.722	.63246	.46306	.20590	.13335
4878	28.254	17.591	.62261	.44466	.17646	.09131
4880	19.361	12.677	.65476	.49797	.21344	.11021

Appendix 4–3.6. L-moments of storm duration defined by 48-hour minimum interevent time for hourly rainfall stations in Texas—Continued.

Station no.	Duration mean (hours)	Duration L-scale (hours)	Duration L-CV (dimensionless)	Duration L-skew (dimensionless)	Duration L-kurtosis (dimensionless)	Duration Tau5 (dimensionless)
4920	18.591	12.140	0.65301	0.48583	0.19195	0.09434
4934	16.400	13.000	.79268	.64615	.15385	-.43077
4972	20.218	12.818	.63401	.46671	.18964	.09895
4973	22.548	14.359	.63682	.51997	.28896	.19024
4974	19.571	12.590	.64327	.47442	.17955	.07472
4975	22.155	13.866	.62588	.44977	.18654	.11680
4978	18.548	12.273	.66168	.50672	.21800	.10417
4979	77.375	43.589	.56335	.24867	.01270	.24293
4982	18.865	11.912	.63141	.47724	.20160	.09937
5018	20.556	13.492	.65635	.54060	.28670	.17108
5048	16.068	10.526	.65508	.49195	.19347	.09902
5049	15.097	10.399	.68879	.53999	.21941	.08640
5056	--	--	--	--	--	--
5057	24.564	16.098	.65533	.47960	.19237	.10140
5060	23.670	15.459	.65311	.48251	.19467	.09627
5081	26.311	16.194	.61548	.45485	.19666	.10446
5094	21.463	13.806	.64326	.47971	.20983	.12283
5113	22.234	14.199	.63864	.45563	.17173	.09290
5114	--	--	--	--	--	--
5123	14.000	7.0455	.50325	.16000	-.11971	-.09642
5192	20.670	12.973	.62759	.45547	.18009	.09478
5193	23.793	15.210	.63924	.47023	.19737	.10901
5224	28.000	17.097	.61061	.42244	.16106	.08666
5228	21.990	14.636	.66558	.49795	.20596	.10637
5235	26.500	16.026	.60477	.36793	.06771	.00452
5247	19.815	12.965	.65432	.49116	.20610	.10875
5258	21.862	13.824	.63234	.48192	.21745	.11852
5303	20.343	12.746	.62657	.45676	.16564	.07205
5312	20.050	13.359	.66628	.49675	.19627	.09508
5341	65.900	55.300	.83915	.76643	.57784	.49699
5342	--	--	--	--	--	--
5348	23.098	14.302	.61921	.43645	.17134	.10074
5358	18.741	12.041	.64253	.48522	.19950	.09439
5398	24.910	15.562	.62474	.45972	.19327	.10144
5410	17.892	12.091	.67577	.51883	.21501	.10214
5411	23.814	15.145	.63598	.46459	.19596	.11569
5424	41.935	26.149	.62356	.42048	.15557	.08692
5429	23.458	15.189	.64751	.48173	.20181	.10866
5431	25.333	15.606	.61603	.52583	.37282	.23948
5461	21.965	14.136	.64360	.48464	.20415	.09897
5463	20.826	13.233	.63541	.44250	.14812	.07386
5471	25.154	17.577	.69878	.45813	.03143	-.09933
5477	36.833	32.818	.89099	.86251	.74177	.67636
5528	19.697	12.680	.64378	.49089	.21668	.12051
5579	--	--	--	--	--	--
5580	31.000	16.429	.52995	.17672	-.10457	.00975
5589	20.874	14.248	.68256	.53169	.24917	.15369
5590	25.907	15.732	.60726	.39773	.13297	.09713
5591	17.877	12.546	.70181	.57908	.28386	.12881
5592	18.036	12.237	.67844	.54961	.26693	.14547
5594	13.922	10.099	.72540	.64794	.37269	.19452
5595	--	--	--	--	--	--
5596	20.063	13.700	.68287	.51557	.21121	.11304
5600	19.318	13.470	.69731	.56481	.27159	.13831
5618	60.846	40.474	.66519	.56679	.39393	.36206
5650	27.167	15.758	.58003	.39827	.12821	.00497
5656	19.093	12.623	.66116	.48508	.18567	.10119
5658	19.690	12.533	.63650	.48222	.20302	.09800
5661	24.375	15.924	.65328	.45388	.15826	.10061
5666	25.773	15.439	.59906	.34984	.06807	.10150
5695	21.051	13.472	.63995	.47493	.19942	.10531
5742	21.769	15.692	.72085	.66399	.54590	.57908
5766	79.556	34.500	.43366	.27490	.15689	.11548
5770	21.464	13.879	.64659	.47325	.18864	.10017
5775	24.125	13.339	.55292	.11379	-.23963	.05756
5779	13.667	8.6928	.63606	.49173	.23684	.16165
5840	19.845	12.842	.64710	.50592	.23218	.11059
5890	20.094	13.059	.64989	.49446	.21819	.12245
5891	15.258	9.6857	.63479	.46831	.16581	.06248
5897	21.613	13.555	.62716	.43904	.16589	.10157
5957	19.618	12.851	0.65506	0.49295	0.20706	0.10741
5958	22.478	14.184	.63103	.46781	.19623	.10362
5973	25.129	15.749	.62673	.44468	.16962	.07464
5996	21.722	13.861	.63811	.46755	.18865	.09626
6017	25.202	16.393	.65044	.45880	.15219	.05695
6024	22.492	13.127	.58364	.40970	.18650	.11948
6050	14.647	7.5956	.51857	.46680	.37782	.25616
6104	26.305	17.965	.68296	.51912	.22856	.12220
6108	22.439	14.367	.64026	.47022	.19707	.10990
6136	18.132	12.253	.67577	.52111	.22450	.11618
6166	22.206	13.217	.59517	.40205	.13148	.07155
6176	24.657	15.283	.61983	.45328	.19506	.10483
6177	22.951	14.663	.63889	.47121	.19866	.10863
6210	22.084	14.213	.64357	.47159	.18956	.09905
6211	28.883	18.093	.62641	.43968	.17802	.11375
6270	23.233	14.547	.62614	.44616	.17677	.10024
6275	--	--	--	--	--	--
6276	65.500	53.322	.81408	.73390	.55020	.47927
6335	22.314	13.910	.62338	.46637	.20365	.10956
6434	18.800	9.9429	.52888	.37666	.15193	.09814
6504	18.536	12.428	.67048	.51150	.21494	.10810
6558	16.500	10.223	.61957	.40360	.10434	.09212
6615	18.013	12.341	.68513	.53533	.24346	.14445
6660	22.750	13.242	.58205	.35572	.08039	.03385
6663	36.412	23.573	.64741	.44716	.16895	.10011
6734	22.429	13.796	.61508	.42543	.14704	.07244
6736	16.495	11.220	.68019	.53907	.24416	.12409
6740	30.909	20.782	.67235	.52931	.23812	.04447
6750	30.960	20.252	.65413	.45723	.18357	.13848
6757	24.775	15.756	.63597	.46638	.19457	.10292
6775	22.488	13.742	.61107	.42421	.15577	.08592
6776	20.111	13.260	.65933	.49311	.20355	.10989
6788	18.374	11.122	.60532	.46892	.21334	.10979
6792	16.874	11.576	.68606	.53823	.23442	.11638
6794	73.222	52.333	.71472	.60707	.37671	.25781
6834	21.648	13.907	.64240	.47353	.20124	.11959
6893	14.678	10.140	.69084	.55745	.25488	.12613
6935	17.889	12.043	.67319	.51287	.20742	.09567
6981	21.311	13.293	.62379	.44998	.18851	.12702
7020	24.478	14.528	.59350	.41515	.16891	.09055
7060	17.811	12.044	.67619	.52541	.23447	.13213
7066	23.277	14.660	.62980	.46500	.19742	.10560
7074	17.262	11.744	.68036	.52921	.22238	.09651
7097	30.955	21.075	.68085	.52716	.26246	.17014
7116	19.956	12.691	.63597	.47721	.20566	.11708
7140	24.604	15.821	.64305	.47027	.19266	.10608
7173	32.350	20.022	.61893	.43262	.18556	.13189
7174	32.713	20.544	.62802	.45615	.20701	.13222
7213	22.486	14.511	.64533	.47250	.18566	.09207
7243	21.403	13.782	.64392	.46707	.18348	.10145
7262	19.258	13.808	.71700	.56212	.24470	.13623
7274	13.833	9.0205	.65208	.53690	.27644	.15999
7300	18.355	11.747	.63997	.48947	.21780	.12169
7311	13.130	8.1779	.62282	.43451	.09791	-.03027
7363	52.818	42.255	.80000	.71142	.49082	.37794
7422	22.246	14.210	.63875	.45967	.18137	.10635
7431	15.579	10.644	.68323	.55846	.27210	.13975
7481	15.281	10.283	.67295	.52925	.22044	.08399
7497	23.005	14.745	.64093	.45883	.18177	.10660
7498	21.599	14.618	.67680	.52098	.24153	.14772
7499	20.469	13.276	.64860	.47693	.19504	.11173
7531	24.167	14.536	.60150	.38803	.09427	.02998
7534	19.339	12.217	.63174	.43267	.12069	.03326
7556	20.124	13.104	.65117	.48560	.20468	.11573
7594	23.010	14.815	.64385	.47842	.19751	.09856
7596	19.262	12.184	.63252	.44206	.13611	.04234
7608	23.601	14.971	.63433	.45338	.17925	.10511
7622	13.588	9.6838	.71266	.55444	.16835	-.02523
7700	28.132	17.227	.61236	.43718	.17314	.08972
7706	19.795	13.036	.65854	.49154	.19958	.10396

Appendix 4–3.6. L-moments of storm duration defined by 48-hour minimum interevent time for hourly rainfall stations in Texas—Continued.

Station no.	Duration mean (hours)	Duration L-scale (hours)	Duration L-CV (dimensionless)	Duration L-skew (dimensionless)	Duration L-kurtosis (dimensionless)	Duration Tau5 (dimensionless)
7718	20.859	13.724	0.65793	0.51504	0.27790	0.22425
7745	26.770	16.007	.59794	.39418	.13265	.07151
7922	14.724	10.027	.68100	.55267	.26002	.13242
7936	25.443	16.298	.64058	.47748	.21228	.12289
7943	21.656	13.979	.64547	.48115	.20023	.10543
7944	32.558	17.967	.55184	.30808	.06707	.01168
7945	29.117	18.084	.62110	.43683	.18323	.12124
7947	27.197	17.514	.64394	.46300	.20156	.15203
7948	20.997	13.737	.65421	.48441	.19686	.10619
7951	22.538	14.222	.63105	.47862	.21716	.12009
7953	24.074	15.701	.65219	.47633	.16617	.06903
7981	21.744	14.369	.66083	.49923	.21514	.11885
7990	29.803	20.971	.70366	.55694	.27782	.16104
7992	41.500	28.242	.68054	.52532	.25376	.17132
7997	16.950	10.202	.60188	.41008	.11402	.03081
7999	18.769	11.269	.60041	.33850	-.00745	-.02661
8022	16.939	10.763	.63539	.44896	.12924	.04498
8023	16.877	11.456	.67881	.53603	.24159	.12345
8047	20.989	13.562	.64615	.47947	.20101	.11133
8060	26.614	18.563	.69749	.54921	.25860	.13421
8062	21.300	11.500	.53991	.25166	.01762	.10415
8068	27.136	15.968	.58842	.36438	.14353	.15915
8081	21.444	14.084	.65676	.49158	.20784	.11522
8089	18.097	12.032	.66488	.51769	.20959	.06303
8221	56.800	31.267	.55047	.28998	-.11864	-.09524
8252	16.767	11.283	.67293	.52566	.22601	.10511
8265	28.739	17.568	.61131	.43762	.17996	.10449
8289	23.459	13.616	.58039	.35454	.11048	.10364
8305	17.061	11.793	.69125	.54977	.24666	.11589
8335	24.829	15.535	.62569	.46239	.20012	.10910
8400	21.766	14.478	.66519	.47750	.15999	.05799
8445	24.974	15.488	.62018	.44924	.18565	.10729
8446	22.345	14.377	.64339	.47037	.18982	.10198
8451	19.026	12.299	.64642	.48514	.18758	.07783
8531	21.967	14.065	.64029	.47981	.20690	.11232
8541	19.766	12.650	.63996	.52894	.25003	.11604
8544	23.832	14.653	.61486	.42622	.14735	.06845
8545	26.615	17.244	.64788	.50145	.27658	.14329
8563	21.405	13.657	.63805	.47017	.20553	.12789
8566	20.392	13.787	.67610	.51941	.22134	.10303
8583	21.473	13.877	.64624	.46754	.19277	.12636
8584	19.667	12.772	.64938	.47021	.17058	.07978
8623	20.576	13.390	.65074	.48749	.20718	.11271
8625	22.398	13.741	.61351	.45334	.19167	.10353
8630	16.226	10.656	.65672	.51031	.21980	.10422
8631	18.199	11.970	.65776	.50732	.21825	.10305
8646	21.038	13.626	.64768	.50156	.22903	.11840
8647	19.103	12.810	.67059	.51620	.23163	.13236
8677	23.549	14.914	.63332	.48863	.22000	.11346
8696	63.100	39.344	.62353	.35287	.01349	.06538
8743	23.549	14.797	.62837	.45644	.18352	.09446
8761	16.846	11.407	.67714	.52799	.23301	.12493
8778	24.161	15.290	.63285	.45726	.18502	.09890
8845	22.918	14.591	.63667	.45143	.17049	.09350
8859	23.276	15.047	.64648	.49374	.22564	.12656
8898	21.963	13.616	.61997	.46898	.21352	.12616
8908	25.542	17.904	.70097	.60579	.38349	.25643
8910	25.538	16.577	0.64910	0.50179	0.20882	0.08395
8911	23.114	15.414	.66689	.50275	.21465	.11155
8924	15.196	10.473	.68920	.57411	.29471	.17234
8929	41.818	36.418	.87087	.83325	.70752	.66192
8942	24.663	15.706	.63685	.46632	.20066	.11832
8944	25.828	16.420	.63575	.45081	.16818	.08446
8996	26.268	16.733	.63700	.46890	.20003	.11365
9014	58.100	35.811	.61637	.41374	.15485	.16491
9037	15.110	10.195	.67475	.55111	.26335	.12651
9106	17.551	12.177	.69381	.57506	.30445	.18964
9107	16.423	13.017	.79260	.70778	.40989	.17553
9129	25.942	16.864	.65007	.45021	.12660	.02357
9163	20.009	12.864	.64292	.47623	.19344	.09949
9213	32.426	20.078	.61920	.40636	.13231	.07359
9214	59.250	40.826	.68904	.50492	.19589	.17066
9222	21.766	14.478	.60229	.46638	.27424	.22005
9248	24.974	15.488	.62551	.43329	.15594	.09549
9266	22.345	14.377	.65169	.51853	.25358	.13996
9270	19.026	12.299	.69209	.53692	.24138	.12854
9295	21.967	14.065	.75315	.68547	.46530	.34483
9304	--	--	--	--	--	--
9307	18.099	11.665	.64453	.50071	.23272	.13440
9328	22.558	14.740	.65340	.46574	.15572	.05491
9329	28.556	16.583	.58074	.28691	-.06126	-.15028
9345	--	--	--	--	--	--
9363	30.538	19.080	.62479	.43486	.18152	.12745
9364	29.719	18.782	.63201	.44726	.18548	.12083
9365	21.476	13.871	.64590	.44015	.06448	-.08103
9371	25.351	14.701	.57990	.33879	.07648	.06924
9417	22.811	14.330	.62821	.46492	.19777	.10919
9419	26.502	16.422	.61965	.44358	.18402	.10834
9435	18.404	12.860	.69879	.54773	.22280	.06463
9491	24.298	15.282	.62894	.45469	.18541	.10424
9499	17.955	11.987	.66763	.50624	.20745	.10547
9522	78.200	72.400	.92583	.94475	.90331	.88674
9527	19.846	13.356	.67300	.50591	.20320	.09795
9532	20.709	13.267	.64061	.47597	.20202	.11281
9544	--	--	--	--	--	--
9565	19.078	12.769	.66929	.51635	.22180	.10358
9570	19.222	12.756	.66361	.48091	.16879	.08118
9574	22.200	11.448	.51566	.16933	-.05817	.02521
9588	22.444	15.278	.68068	.52236	.23457	.13291
9665	23.020	14.847	.64497	.47645	.19579	.10065
9715	21.287	13.497	.63406	.46929	.19924	.11127
9729	23.173	14.262	.61548	.44519	.18553	.10697
9772	24.141	15.548	.64405	.49090	.23302	.14776
9814	15.690	9.9384	.63344	.54052	.32163	.22326
9815	24.515	15.465	.63084	.46493	.19516	.09960
9816	16.643	12.014	.72189	.63678	.39184	.25647
9817	18.541	12.215	.65881	.49990	.21293	.11420
9829	16.501	11.169	.67685	.53217	.23360	.11245
9830	15.269	10.407	.68159	.56839	.29959	.17956
9858	17.675	11.591	.65576	.51600	.22915	.09814
9893	19.508	12.571	.64441	.47951	.19380	.09370
9916	23.330	14.177	.60769	.43455	.18500	.11159
9976	20.195	13.098	.64859	.47101	.17505	.08370

Appendix 4–3.7. L-moments of storm duration defined by 72-hour minimum interevent time for hourly rainfall stations in Texas.

[--, not available]

Station no.	Duration mean (hours)	Duration L-scale (hours)	Duration L-CV (dimen-sionless)	Duration L-skew (dimen-sionless)	Duration L-kurtosis (dimen-sionless)	Duration Tau5 (dimen-sionless)
0015	--	--	--	--	--	--
0016	38.415	24.511	0.63807	0.45100	0.18118	0.10404
0050	33.204	21.705	.65371	.48765	.21246	.10727
0054	71.286	46.552	.65304	.44926	.18479	.13620
0120	86.625	60.589	.69944	.59446	.38992	.33039
0145	44.913	30.135	.67096	.49523	.24111	.17021
0146	51.174	33.767	.65984	.46386	.15152	.08665
0174	37.812	25.808	.68253	.50037	.21625	.13467
0178	102.667	64.000	.62338	.25417	-.11979	.09375
0179	37.756	25.620	.67856	.49014	.19427	.11350
0202	35.973	24.510	.68134	.48733	.17414	.06600
0206	33.496	22.375	.66800	.48974	.20703	.11914
0208	--	--	--	--	--	--
0211	40.071	25.709	.64159	.45158	.17790	.10186
0244	54.725	31.494	.57550	.33084	.07864	.07951
0248	25.423	17.475	.68736	.51983	.21590	.09915
0262	37.700	24.404	.64733	.47260	.20208	.11583
0271	75.125	48.411	.64440	.43268	.25710	.46883
0380	26.257	17.705	.67430	.51721	.23249	.12278
0394	54.600	40.800	.74725	.62745	.33824	.11275
0408	89.625	59.196	.66049	.42443	.04676	-.01478
0427	52.778	34.886	.66100	.44902	.17575	.13079
0428	50.353	31.318	.62198	.42372	.16883	.10409
0429	52.216	34.549	.66165	.51021	.27211	.19194
0463	25.897	19.121	.73833	.61409	.34092	.21068
0493	45.222	25.917	.57310	.30210	-.06339	-.21773
0495	25.189	17.103	.67900	.50477	.19890	.09111
0496	7.0909	5.5195	.77839	.81035	.56495	.29946
0498	21.750	18.429	.84729	.78295	.54457	.38953
0509	35.195	22.746	.64628	.45336	.17050	.09045
0518	37.759	24.933	.66033	.48135	.20673	.12245
0521	39.571	28.057	.70903	.52685	.22291	.15742
0556	29.282	19.861	.67827	.50315	.18938	.05630
0569	42.654	27.754	.65068	.45702	.17889	.10175
0572	40.524	26.746	.66001	.48313	.20650	.11976
0576	36.987	24.524	.66305	.47338	.19239	.12148
0580	29.747	18.598	.62523	.42603	.14545	.08236
0587	49.307	31.469	.63822	.45513	.18424	.10726
0605	37.609	24.158	.64236	.42691	.12035	.04516
0639	36.224	23.646	.65278	.45123	.16679	.10293
0655	--	--	--	--	--	--
0665	36.149	23.977	.66327	.48196	.19198	.09836
0689	32.409	21.357	.65896	.46150	.16472	.08669
0690	30.088	20.814	.69176	.52173	.22687	.11683
0691	34.613	22.210	.64166	.45625	.18211	.10576
0708	44.074	26.136	.59301	.34299	.09332	.10166
0738	34.603	22.140	.63983	.45961	.17641	.08279
0776	26.201	17.895	.68298	.51765	.22103	.11062
0779	23.864	16.498	.69134	.52835	.23038	.12000
0784	28.472	19.609	.68872	.52157	.23031	.12983
0786	28.648	18.773	.65528	.48450	.20595	.10983
0917	46.792	29.132	.62258	.42612	.16516	.10139
0923	96.000	62.286	.64881	.44610	.31995	.57856
0926	35.263	23.064	.65407	.47724	.20197	.11477
0950	33.160	20.043	.60444	.32627	-.01722	-.03484
0996	77.875	54.268	.69686	.49325	.18723	.19842
1013	37.096	24.737	.66682	.48267	.20763	.12839
1017	33.204	21.785	.65610	.47291	.19275	.10994
1042	52.500	27.967	.53270	.31824	-.22765	-.48272
1048	72.778	54.083	.74313	.56490	.18226	-.03962
1053	29.864	19.443	.65103	.46045	.16509	.07852
1057	34.797	22.735	.65335	.48434	.21187	.12124
1063	82.000	62.143	.75784	.58678	.31782	.32931
1068	33.940	22.343	.65832	.47637	.19284	.10320
1080	31.852	22.733	.71371	.55688	.27642	.18052
1081	36.350	22.736	.62548	.43472	.16367	.09161
1133	35.500	18.967	.53427	.21705	.07168	.18893
1136	48.619	31.187	.64147	.44362	.17893	.11597
1138	91.500	54.567	.59636	.44533	.35247	.69334
1139	59.122	34.002	.57512	.34407	.13122	.13289
1154	64.079	39.610	0.61815	0.41916	0.18474	0.13300
1165	33.032	21.586	.65349	.46707	.17754	.09064
1185	16.514	11.841	.71702	.60180	.31048	.15723
1186	48.518	33.690	.69438	.54954	.30829	.22648
1188	50.000	27.000	.54000	.31852	.00000	.37037
1245	92.333	58.444	.63297	.47542	.35769	.44785
1246	38.230	23.847	.62378	.41899	.15314	.08643
1267	35.730	24.064	.67349	.49465	.19466	.07683
1304	33.815	21.281	.62935	.42745	.14474	.07743
1325	38.651	24.254	.62750	.42590	.14958	.07869
1429	34.300	22.862	.66653	.48515	.19878	.10932
1431	36.958	24.086	.65169	.47414	.20017	.11258
1432	36.151	23.862	.66005	.48354	.20672	.11518
1433	34.769	22.194	.63832	.45854	.18719	.10462
1434	34.489	22.505	.65253	.47903	.20274	.10843
1435	32.376	21.624	.66791	.49853	.22322	.13029
1436	36.782	23.471	.63812	.46382	.19844	.11612
1437	25.000	17.721	.70882	.58506	.31346	.18730
1438	34.346	22.138	.64457	.46772	.20142	.12324
1462	--	--	--	--	--	--
1492	29.178	19.622	.67250	.49679	.21303	.12821
1500	84.222	43.889	.52111	.41519	.44937	.45443
1528	28.990	19.543	.67413	.49535	.19904	.10196
1541	42.030	24.977	.59427	.32528	.04038	.02679
1569	43.835	26.781	.61095	.37742	.09960	.06222
1632	15.000	10.500	.70000	.33333	-.66667	-2.00000
1641	28.000	18.915	.67554	.53484	.29195	.21639
1646	30.256	20.637	.68208	.49699	.18953	.08778
1663	37.500	22.717	.60580	.33158	.03158	.02797
1671	36.862	24.249	.65783	.47024	.19196	.11272
1680	32.666	21.204	.64914	.47144	.19470	.10340
1694	27.694	19.508	.70440	.55569	.27993	.17173
1696	29.959	19.886	.66378	.47156	.15866	.05601
1697	24.016	16.633	.69258	.55122	.25431	.11379
1698	32.458	21.501	.66243	.48793	.21428	.12357
1720	37.792	25.948	.68661	.50727	.23557	.17542
1761	62.170	38.343	.61675	.36902	.10941	.11265
1773	39.614	25.562	.64528	.45981	.18825	.11021
1810	66.111	44.750	.67689	.43744	-.02022	-.25716
1823	75.625	54.518	.72090	.64625	.51720	.48575
1870	46.579	29.487	.63304	.44808	.18046	.10205
1875	34.900	20.478	.58676	.41508	.09581	-.17580
1876	25.062	13.333	.53198	.31335	.10722	.06525
1889	55.147	35.798	.64914	.47380	.21528	.12872
1903	25.070	17.145	.68389	.52391	.24574	.15885
1914	93.143	53.333	.57260	.36750	.21964	.43750
1920	29.554	19.275	.65220	.47705	.19461	.09919
1921	39.073	25.223	.64555	.46449	.19666	.12029
1937	40.362	25.645	.63538	.45674	.18537	.09615
1956	45.129	28.776	.63764	.43993	.16673	.09478
1970	108.714	63.810	.58695	.36090	.37836	.69627
2014	49.766	32.033	.64367	.45212	.20231	.14990
2015	47.029	30.291	.64408	.44936	.18287	.11571
2019	71.375	36.839	.51614	.10325	-.01987	.38827
2024	34.085	22.423	.65787	.47451	.19014	.10049
2042	22.250	16.357	.73515	.56769	.20306	.00218
2043	19.793	12.711	.64218	.43397	.11434	.04247
2048	33.622	22.118	.65786	.45813	.16729	.09824
2050	25.489	18.574	.72871	.58807	.29962	.16492
2051	28.000	20.703	.73940	.60905	.31759	.16061
2053	27.667	14.933	.53976	.09821	-.07143	.53571
2073	40.072	26.186	.65348	.47643	.20742	.12672
2082	22.163	15.443	.69677	.54463	.24444	.11778
2086	35.584	23.055	.64790	.46015	.18088	.09817
2088	37.714	22.246	.58986	.35564	.08839	.04375
2090	33.070	21.538	.65129	.44972	.14090	.04607
2096	34.560	21.999	.63655	.45066	.18459	.11174
2128	34.259	21.745	.63474	.45752	.19002	.10157
2131	32.044	21.131	.65945	.48521	.21311	.12949
2142	122.800	77.900	.63436	.58408	.76252	.48524

Appendix 4–3.7. L-moments of storm duration defined by 72-hour minimum interevent time for hourly rainfall stations in Texas—Continued.

Station no.	Duration mean (hours)	Duration L-scale (hours)	Duration L-CV (dimensionless)	Duration L-skew (dimensionless)	Duration L-kurtosis (dimensionless)	Duration Tau5 (dimensionless)
2160	60.500	36.773	0.60781	0.33201	0.05974	0.06840
2206	38.981	25.684	.65889	.47253	.18157	.08770
2238	35.569	23.463	.65963	.48833	.22618	.14897
2240	43.500	27.662	.63592	.45982	.22965	.17214
2242	44.516	27.979	.62851	.45104	.20340	.13000
2244	43.718	27.984	.64010	.44993	.18235	.10843
2247	49.192	33.435	.67969	.52908	.27523	.18446
2309	39.874	26.126	.65521	.46323	.17684	.09793
2312	46.358	29.471	.63573	.45219	.18800	.10273
2334	32.316	20.892	.64649	.43616	.13963	.06377
2336	24.629	16.774	.68105	.51796	.22271	.10980
2354	39.533	21.600	.54637	.21517	.02184	.22039
2355	30.875	18.359	.59462	.31797	-.00285	-.01817
2357	39.663	24.557	.61913	.40129	.13769	.09951
2360	34.304	22.741	.66291	.48805	.21359	.12649
2361	29.425	21.140	.71845	.57772	.30037	.17673
2394	39.790	25.155	.63220	.44791	.18133	.10338
2404	36.618	23.377	.63840	.45253	.18385	.10718
2415	38.668	25.171	.65095	.47760	.20502	.11388
2462	34.387	22.734	.66112	.48805	.21466	.12429
2528	34.972	19.498	.55753	.26356	-.00708	.01281
2617	31.247	20.016	.64058	.47082	.20286	.11883
2619	30.359	20.896	.68831	.51666	.21982	.10790
2621	27.794	18.774	.67546	.51003	.22390	.12062
2675	39.058	25.866	.66224	.47169	.17679	.08044
2676	41.941	27.033	.64453	.43620	.15454	.08897
2679	29.828	19.763	.66256	.48238	.20486	.13380
2715	31.114	20.663	.66411	.51344	.24947	.14884
2744	29.937	20.243	.67618	.50597	.21905	.12312
2758	45.049	31.581	.70103	.55177	.29996	.23765
2794	43.286	19.476	.44994	-.03374	-.08802	.12714
2797	32.857	22.385	.68130	.52218	.24926	.14936
2811	30.599	20.417	.66725	.47781	.17536	.08012
2813	27.875	21.575	.77399	.68863	.46717	.35482
2814	64.143	28.571	.44543	-.00200	.28500	.72833
2815	26.701	19.067	.71409	.57242	.29522	.18361
2818	28.113	19.582	.69654	.52667	.21438	.09018
2986	41.901	26.315	.62802	.42630	.14773	.06931
3005	34.260	22.951	.66992	.49083	.20244	.10584
3033	21.967	15.426	.70224	.56339	.25467	.09658
3034	--	--	--	--	--	--
3047	77.333	53.167	.68750	.47962	.24392	.33856
3103	19.739	14.379	.72847	.58439	.25929	.08256
3133	35.404	22.375	.63201	.43843	.15713	.07829
3156	29.848	19.224	.64404	.45141	.16382	.07919
3171	33.979	22.035	.64847	.47137	.19665	.11176
3189	33.829	22.107	.65350	.46055	.18743	.12952
3260	25.384	17.545	.69117	.54494	.26170	.13393
3267	37.650	23.725	.63013	.42643	.13148	.03840
3270	28.110	18.782	.66817	.47741	.17325	.08358
3272	61.889	50.917	.82271	.72239	.50549	.42506
3277	20.000	11.255	.56273	.25687	-.04200	-.03231
3278	29.776	21.332	.71644	.56268	.26145	.12482
3280	21.434	15.309	.71427	.57302	.26159	.10700
3281	13.694	10.398	.75926	.67192	.36547	.14696
3283	46.239	29.296	.63358	.44265	.17955	.11129
3284	37.852	24.673	.65184	.46608	.18924	.10650
3285	37.244	25.057	.67280	.50296	.23094	.13815
3329	35.066	22.736	.64837	.46329	.18367	.09718
3335	36.722	22.091	.60157	.41453	.16234	.09101
3370	34.632	23.083	.66653	.50136	.22178	.11613
3410	31.150	20.919	.67155	.49110	.19690	.09920
3415	37.336	24.099	.64545	.45720	.18373	.10608
3430	50.658	31.905	.62980	.43145	.17016	.10809
3431	63.422	38.068	.60024	.37276	.11466	.05234
3441	39.818	27.126	.68124	.46384	.12042	.00366
3442	30.534	19.474	.63779	.46415	.18355	.08284
3446	23.405	15.545	.66416	.48139	.16233	.04625
3460	31.542	21.524	.68238	.50740	.18554	.01598
3462	30.121	20.171	.66966	.52152	.25195	.13987
3463	33.967	22.930	0.67507	0.45934	0.09031	-0.07028
3476	35.180	23.026	.65453	.46248	.17025	.08774
3485	52.100	39.500	.75816	.65654	.40808	.22897
3507	38.580	24.835	.64374	.45253	.18662	.12003
3546	42.378	26.924	.63533	.43997	.17089	.10361
3547	28.593	18.924	.66185	.46351	.15919	.08363
3579	35.522	21.529	.60607	.39009	.11424	.05396
3642	37.259	23.944	.64263	.45877	.18739	.10745
3646	32.479	21.082	.64909	.48375	.20859	.10700
3668	108.833	74.033	.68025	.51643	.38766	.68663
3673	78.333	57.056	.72837	.60259	.38726	.36695
3686	36.597	23.360	.63831	.44763	.17899	.10774
3691	35.229	23.089	.65540	.46733	.18326	.09857
3734	112.143	71.095	.63397	.41112	.24113	.38580
3771	39.065	24.385	.62421	.42335	.17126	.12191
3789	45.038	30.340	.67365	.46978	.17043	.08653
3826	31.774	20.533	.64624	.49776	.24426	.14768
3831	30.254	19.514	.64500	.45752	.17636	.10507
3841	28.561	19.402	.67931	.49862	.18231	.05541
3871	31.587	20.600	.65217	.47774	.19390	.09801
3884	72.500	48.786	.67291	.46925	.22328	.40264
3941	41.692	22.262	.53395	.22608	.00820	.07158
3963	--	--	--	--	--	--
4040	28.986	19.887	.68607	.53500	.25447	.13956
4058	58.778	41.889	.71267	.53467	.19098	.09435
4098	29.121	19.940	.68475	.50563	.20286	.10144
4100	30.280	20.467	.67593	.50648	.20663	.08433
4137	37.048	23.903	.64518	.46261	.20259	.13249
4191	32.913	21.785	.66190	.47974	.19479	.10725
4256	--	--	--	--	--	--
4257	38.951	25.507	.65485	.47136	.19833	.11868
4258	50.964	35.797	.70240	.53486	.24624	.12458
4278	31.246	20.519	.65669	.47394	.17729	.07804
4299	17.968	12.660	.70462	.58152	.28609	.12678
4300	61.184	38.487	.62904	.43501	.17692	.10347
4305	59.298	36.133	.60935	.39614	.14469	.09666
4307	64.037	39.264	.61315	.40166	.15587	.10649
4309	43.147	27.535	.63817	.44642	.17399	.10204
4311	41.071	26.552	.64648	.45894	.18142	.10069
4313	42.559	26.554	.62393	.46625	.23478	.15042
4319	54.911	34.459	.62753	.42393	.14918	.08285
4329	39.573	25.635	.64780	.46369	.19167	.11201
4331	--	--	--	--	--	--
4375	32.741	21.701	.66279	.47851	.19775	.11946
4392	48.242	28.653	.59394	.38727	.15157	.11791
4425	24.703	17.699	.71646	.56693	.26842	.14072
4440	34.450	21.800	.63280	.45861	.18683	.10009
4476	33.393	21.611	.64718	.46826	.19526	.10815
4498	12.889	8.5000	.65948	.46032	.05696	-.08870
4517	34.232	22.223	.64918	.46775	.19209	.10727
4520	36.512	24.146	.66133	.48289	.21568	.13925
4525	123.143	94.667	.76875	.65252	.50855	.65744
4563	77.667	57.444	.73963	.47707	-.04449	-.37110
4570	30.607	20.274	.66241	.47494	.18115	.09207
4577	40.335	26.950	.66815	.49426	.21673	.12284
4591	40.171	26.068	.64893	.46824	.18960	.10157
4670	30.553	20.378	.66697	.48978	.20364	.11255
4671	38.235	24.843	.64974	.47728	.25333	.22797
4679	37.052	23.851	.64370	.45272	.18306	.11538
4696	33.429	16.238	.48575	.14252	.11437	.33138
4703	40.424	27.812	.68801	.49511	.17771	.06129
4704	42.350	26.106	.61643	.43254	.18408	.11285
4731	44.738	29.400	.65716	.49151	.24598	.15290
4792	32.750	22.096	.67468	.49686	.20854	.11200
4819	44.899	28.904	.64375	.44390	.16429	.09522
4852	41.875	24.018	.57356	.22825	-.01859	.25948
4866	32.629	21.332	.65378	.48231	.21048	.11990
4876	34.803	21.955	.63083	.46184	.23483	.17442
4878	47.546	29.605	.62265	.42112	.15593	.09340
4880	31.647	21.191	.66962	.49418	.20446	.10398

Appendix 4–3.7. L-moments of storm duration defined by 72-hour minimum interevent time for hourly rainfall stations in Texas—Continued.

Station no.	Duration mean (hours)	Duration L-scale (hours)	Duration L-CV (dimen-sionless)	Duration L-skew (dimen-sionless)	Duration L-kurtosis (dimen-sionless)	Duration Tau5 (dimen-sionless)
4920	28.964	19.333	0.66751	0.48758	0.19450	0.09878
4934	16.400	13.000	.79268	.64615	.15385	-.43077
4972	33.882	22.071	.65141	.47022	.18968	.10142
4973	35.472	23.050	.64979	.50115	.25083	.16378
4974	29.615	19.977	.67455	.51312	.23228	.13027
4975	39.152	25.085	.64071	.44462	.17033	.09677
4978	33.193	23.094	.69574	.56087	.31496	.22456
4979	112.000	74.800	.66786	.49332	.32487	.50579
4982	30.502	20.098	.65891	.49448	.21089	.10139
5018	34.789	23.803	.68421	.54111	.26705	.14866
5048	23.330	15.672	.67175	.50143	.20796	.11050
5049	25.556	17.654	.69082	.51124	.19922	.10071
5056	--	--	--	--	--	--
5057	39.568	25.667	.64867	.44287	.15108	.07650
5060	45.856	29.694	.64755	.42271	.11460	.05037
5081	43.731	27.374	.62598	.43307	.16246	.09122
5094	35.711	23.485	.65763	.47510	.19353	.10400
5113	35.724	23.311	.65252	.46405	.18596	.10822
5114	--	--	--	--	--	--
5123	20.545	11.200	.54513	.29437	.16396	.32738
5192	36.781	23.821	.64764	.46327	.18896	.10865
5193	38.583	24.907	.64556	.45830	.18248	.10018
5224	50.347	31.328	.62225	.41532	.15661	.10842
5228	38.908	26.076	.67019	.48624	.20366	.12025
5235	40.765	28.750	.70527	.59059	.42273	.43695
5247	32.897	22.040	.66998	.49373	.20913	.11487
5258	36.473	23.660	.64870	.47796	.20837	.12013
5303	29.983	19.471	.64941	.47738	.19705	.11349
5312	32.379	22.160	.68441	.51115	.22096	.12282
5341	107.714	79.952	.74226	.67933	.66647	.79273
5342	--	--	--	--	--	--
5348	40.989	25.967	.63352	.43794	.16760	.09574
5358	28.735	18.837	.65554	.47819	.18775	.08923
5398	42.887	26.820	.62538	.42432	.15203	.08753
5410	29.612	20.759	.70102	.53986	.24705	.13405
5411	38.843	25.253	.65012	.46415	.18643	.10065
5424	70.161	44.140	.62913	.43743	.18943	.11755
5429	37.910	24.999	.65943	.47828	.19486	.10384
5431	32.273	19.782	.61296	.40625	.12607	-.00689
5461	34.993	23.157	.66176	.48413	.19399	.09370
5463	34.741	22.490	.64737	.44924	.16249	.08417
5471	60.222	45.361	.75323	.60616	.39332	.44266
5477	45.273	39.618	.87510	.81612	.63056	.47575
5528	29.892	19.673	.65813	.48260	.19562	.10108
5579	--	--	--	--	--	--
5580	98.625	56.125	.56907	.22176	-.15495	-.33058
5589	33.146	21.465	.64760	.44756	.16614	.10970
5590	42.767	26.876	.62842	.40790	.12683	.07406
5591	27.119	19.004	.70078	.53559	.21716	.07922
5592	28.526	19.805	.69427	.54080	.25020	.13067
5594	23.754	16.996	.71549	.56656	.24159	.07665
5595	--	--	--	--	--	--
5596	33.499	22.272	.66485	.45645	.14809	.07400
5600	27.301	18.838	.69000	.52887	.23457	.12906
5618	101.778	77.444	.76092	.63292	.38051	.30078
5650	61.875	47.696	.77085	.68776	.39049	.09547
5656	32.700	21.900	.66971	.48347	.19600	.11376
5658	30.010	19.379	.64575	.46379	.17187	.07231
5661	33.795	21.654	.64075	.42524	.14163	.09733
5666	29.952	19.529	.65199	.44329	.13994	.09241
5695	34.361	22.145	.64447	.44992	.16269	.08022
5742	39.700	29.633	.74643	.71260	.59465	.49138
5766	118.714	47.095	.39671	.09767	.07280	-.18402
5770	35.688	23.275	.65218	.45848	.17298	.09509
5775	35.571	21.524	.60509	.36372	.25885	.51549
5779	29.067	16.933	.58257	.30752	-.00826	-.07024
5840	30.368	20.619	.67896	.53472	.26331	.14866
5890	31.600	20.961	.66332	.48824	.20320	.10710
5891	23.595	15.817	.67035	.52169	.25285	.15379
5897	37.099	23.626	.63683	.44060	.16972	.09882
5957	33.492	22.338	0.66695	0.49263	0.21315	0.12086
5958	34.890	21.399	.61332	.40436	.11661	.03122
5973	42.931	27.405	.63836	.43916	.15885	.07633
5996	34.677	22.504	.64896	.46172	.18165	.10119
6017	42.186	26.711	.63318	.39529	.08947	.04435
6024	33.472	20.423	.61014	.41500	.15525	.07565
6050	24.400	15.638	.64091	.59224	.42120	.21801
6104	41.220	28.243	.68518	.50753	.22000	.12252
6108	38.085	24.851	.65252	.46898	.19657	.11637
6136	30.395	20.643	.67914	.49777	.19844	.10015
6166	32.321	18.583	.57495	.33583	.06681	.03121
6176	41.356	26.691	.64539	.47564	.20588	.10425
6177	40.677	26.308	.64675	.45403	.17219	.08953
6210	36.587	23.842	.65166	.46891	.19518	.11472
6211	47.593	29.571	.62132	.42746	.18993	.14464
6270	40.401	25.825	.63922	.45226	.18973	.11965
6275	--	--	--	--	--	--
6276	88.500	72.071	.81437	.72646	.57384	.59812
6335	38.277	24.554	.64148	.46194	.18597	.09552
6434	24.857	12.791	.51459	.34665	.09579	.07002
6504	30.382	20.931	.68893	.52367	.23301	.11996
6558	21.050	12.008	.57045	.32252	.07865	.09841
6615	28.661	19.811	.69121	.52181	.22830	.12591
6660	33.433	19.982	.59769	.36061	.07191	.02371
6663	61.600	40.045	.65008	.42221	.13143	.09333
6734	40.257	25.584	.63551	.43970	.16632	.08973
6736	25.885	17.818	.68834	.51873	.21220	.09540
6740	33.200	22.200	.66867	.49474	.19294	.03028
6750	51.323	32.639	.63596	.43279	.17973	.12171
6757	43.487	27.925	.64214	.45020	.17598	.10009
6775	37.693	23.802	.63149	.43081	.14743	.06895
6776	34.621	23.396	.67578	.49426	.20497	.11462
6788	37.057	22.925	.61865	.41087	.11164	.02123
6792	27.841	19.272	.69224	.52159	.22203	.11758
6794	130.667	53.000	.40561	.53711	.78616	.52830
6834	39.017	25.187	.64553	.44902	.16853	.09169
6893	23.105	16.339	.70715	.55211	.24730	.12213
6935	29.074	20.210	.69512	.52872	.23103	.11749
6981	33.579	20.950	.62391	.43258	.16549	.08415
7020	32.723	19.996	.61108	.42839	.18042	.11388
7060	30.531	21.581	.70686	.55148	.26456	.15054
7066	39.813	25.681	.64504	.46254	.18852	.10413
7074	27.327	18.760	.68650	.51265	.20677	.09426
7097	42.169	28.989	.68744	.52105	.25392	.16834
7116	32.943	22.316	.67742	.51785	.23396	.11432
7140	40.108	26.370	.65746	.47622	.20061	.11630
7173	59.889	38.066	.63562	.45276	.21147	.14715
7174	61.635	38.758	.62883	.43252	.17220	.10053
7213	36.713	24.111	.65676	.47288	.19531	.11658
7243	35.351	23.214	.65668	.46889	.19000	.11523
7262	27.883	19.090	.68464	.49994	.21393	.17330
7274	20.632	13.716	.66479	.51618	.22765	.10111
7300	29.371	19.690	.67040	.51324	.23630	.12890
7311	24.450	17.545	.71758	.56622	.24721	.06869
7363	87.250	56.500	.64756	.44943	.32870	.52023
7422	34.607	22.477	.64949	.46248	.18480	.10422
7431	23.809	16.513	.69354	.53788	.23691	.10927
7481	24.317	16.363	.67291	.49262	.17664	.06296
7497	38.460	24.361	.63341	.43271	.16378	.10062
7498	38.485	26.462	.68760	.49922	.18417	.06299
7499	32.441	21.234	.65454	.46932	.19044	.10984
7531	36.744	22.731	.61862	.41486	.13779	.07471
7534	32.405	21.370	.65946	.46309	.16426	.07928
7556	34.086	22.512	.66045	.47860	.19834	.11399
7594	37.702	24.749	.65644	.46956	.18211	.09342
7596	26.312	17.390	.66089	.48581	.19768	.09960
7608	42.937	27.105	.63128	.42154	.14859	.09457
7622	29.857	25.593	.85720	.80485	.62928	.54282
7700	49.717	30.464	.61276	.41318	.15364	.09510
7706	31.899	21.036	.65946	.47102	.18098	.09608

Appendix 4–3.7. L-moments of storm duration defined by 72-hour minimum interevent time for hourly rainfall stations in Texas—Continued.

Station no.	Duration mean (hours)	Duration L-scale (hours)	Duration L-CV (dimensionless)	Duration L-skew (dimensionless)	Duration L-kurtosis (dimensionless)	Duration Tau5 (dimensionless)
7718	31.333	21.322	0.68048	0.51344	0.23927	0.15565
7745	47.429	28.927	.60991	.40102	.15541	.11810
7922	26.310	18.630	.70812	.56126	.27051	.14243
7936	45.130	29.044	.64358	.46016	.19423	.11438
7943	33.631	21.845	.64954	.46493	.18136	.09574
7944	57.818	32.030	.55398	.26691	.00723	-.00202
7945	47.617	30.018	.63040	.43531	.17628	.10701
7947	43.101	27.888	.64705	.46245	.21156	.15599
7948	30.898	20.738	.67117	.49916	.21602	.11997
7951	41.260	27.055	.65571	.47952	.20027	.10525
7953	36.571	23.657	.64687	.42409	.09855	.03478
7981	27.593	18.054	.65431	.47039	.17831	.09286
7990	57.793	37.337	.64605	.43704	.16013	.09641
7992	135.167	98.700	.73021	.64404	.47991	.62985
7997	22.405	13.755	.61393	.41388	.12952	.06740
7999	18.769	11.269	.60041	.33850	-.00745	-.02661
8022	21.935	14.592	.66524	.49681	.20087	.11508
8023	26.236	18.065	.68855	.52125	.21784	.10144
8047	33.247	21.713	.65307	.46392	.17902	.09780
8060	39.667	27.219	.68619	.50728	.20950	.10991
8062	34.500	18.995	.55059	.35284	.23126	.24846
8068	31.810	17.138	.53877	.29902	.11903	.13077
8081	35.707	23.734	.66470	.48318	.20339	.12124
8089	33.308	23.446	.70393	.51250	.15754	.01000
8221	84.875	60.411	.71176	.63110	.38457	.33727
8252	25.094	17.064	.68001	.50763	.20268	.09421
8265	47.913	29.564	.61704	.41985	.15997	.10093
8289	28.343	16.592	.58539	.35168	.09544	.07313
8305	27.309	18.912	.69251	.52317	.22015	.10924
8335	38.757	24.716	.63773	.45441	.18687	.11158
8400	33.102	21.727	.65637	.44172	.13141	.06352
8445	42.331	26.523	.62655	.43132	.15798	.08932
8446	40.141	25.952	.64651	.45033	.16927	.09323
8451	29.149	18.525	.63552	.42769	.11951	.03834
8531	34.980	23.308	.66632	.49854	.22361	.12590
8541	30.544	20.425	.66870	.55838	.30338	.18480
8544	38.211	24.026	.62879	.42893	.15734	.09456
8545	34.750	19.583	.56355	.39157	.13681	-.05777
8563	33.363	21.377	.64074	.45943	.19723	.12396
8566	30.094	20.532	.68227	.50519	.19919	.08334
8583	32.629	21.045	.64496	.44711	.16571	.09105
8584	29.208	19.405	.66436	.47698	.18146	.09474
8623	32.096	20.746	.64636	.45533	.17061	.08733
8625	35.384	21.972	.62097	.43127	.15527	.07445
8630	24.375	16.399	.67279	.51338	.22661	.11916
8631	26.750	18.019	.67361	.50330	.20367	.09084
8646	34.385	22.679	.65955	.48870	.20651	.10485
8647	33.243	22.502	.67691	.49706	.20676	.11331
8677	31.155	19.891	.63845	.47006	.18188	.07660
8696	85.625	63.482	.74140	.59381	.33727	.32208
8743	40.906	25.885	.63278	.44360	.17848	.10931
8761	26.897	18.689	.69484	.52341	.21216	.08768
8778	40.145	25.666	.63933	.44467	.16747	.08911
8845	37.496	24.506	.65355	.46432	.18825	.11219
8859	39.225	25.363	.64661	.45773	.17681	.09411
8898	35.532	22.627	.63680	.46758	.19594	.09773
8908	60.941	37.838	.62090	.34357	.04808	.12377
8910	53.000	40.583	0.76572	0.59519	0.22216	-0.00235
8911	42.284	28.533	.67481	.48640	.19239	.10133
8924	22.744	15.964	.70188	.55940	.27136	.15164
8929	53.667	46.694	.87008	.79723	.59590	.45755
8942	43.049	27.883	.64771	.46195	.19481	.11945
8944	46.432	30.202	.65045	.45606	.18088	.11043
8996	45.176	28.970	.64127	.45057	.18165	.11310
9014	98.286	66.333	.67490	.58363	.37688	.44293
9037	22.572	15.369	.68091	.51826	.20918	.07929
9106	24.873	17.624	.70855	.56927	.28192	.15403
9107	23.167	18.138	.78292	.65369	.31378	.07239
9129	33.952	22.040	.64914	.43382	.10984	.02204
9163	33.019	21.895	.66310	.48609	.19835	.09738
9213	51.470	34.161	.66371	.47382	.20306	.12582
9214	159.500	89.900	.56364	.49722	.70337	.55432
9222	42.299	26.099	.61701	.44177	.19477	.10586
9248	23.884	15.394	.64453	.46673	.18931	.10283
9266	25.981	16.454	.63330	.45387	.16521	.06723
9270	34.991	23.873	.68224	.49139	.18364	.08532
9295	38.574	26.468	.68616	.47964	.14954	.04395
9304	--	--	--	--	--	--
9307	27.222	18.080	.66415	.50309	.22058	.11293
9328	37.265	25.335	.67985	.48878	.18051	.07485
9329	54.000	39.000	.72222	.51648	.17949	.12332
9345	--	--	--	--	--	--
9363	53.267	32.594	.61189	.39045	.13236	.08923
9364	52.276	33.044	.63209	.43471	.17887	.11760
9365	38.722	22.493	.58089	.26496	-.03672	.07057
9371	41.134	25.293	.61489	.38681	.11477	.07568
9417	37.336	24.484	.65578	.48153	.20465	.11007
9419	45.588	28.754	.63075	.44073	.17779	.10436
9435	29.440	20.263	.68828	.50476	.20293	.12340
9491	41.135	26.398	.64175	.45693	.18912	.10997
9499	27.826	18.682	.67137	.48851	.18893	.09359
9522	--	--	--	--	--	--
9527	32.221	22.134	.68692	.51016	.21461	.11546
9532	35.045	22.653	.64639	.45774	.17875	.09795
9544	--	--	--	--	--	--
9565	31.312	21.246	.67854	.49443	.18286	.06951
9570	36.546	24.125	.66012	.46252	.17897	.11474
9574	53.727	19.255	.35838	.10922	.19657	.06217
9588	34.340	23.304	.67864	.49822	.20564	.10866
9665	35.701	23.094	.64688	.45827	.17887	.09915
9715	36.021	23.513	.65276	.47095	.19207	.10487
9729	39.451	24.933	.63201	.45203	.19018	.11029
9772	45.213	29.728	.65752	.47588	.19909	.11216
9814	40.136	26.141	.65130	.43034	.06893	-.06505
9815	41.351	26.736	.64658	.47074	.20781	.12859
9816	22.558	16.459	.72964	.61363	.34286	.20249
9817	29.684	20.088	.67671	.50972	.22673	.12818
9829	25.513	17.349	.68002	.50610	.20241	.09654
9830	24.914	18.085	.72590	.60128	.31649	.15866
9858	29.952	20.330	.67874	.51407	.21757	.09727
9893	32.139	21.026	.65420	.46926	.18129	.09105
9916	40.153	25.336	.63099	.45622	.20671	.13022
9976	30.413	20.184	.66365	.48121	.19348	.10802

Appendix 4–4.1. Empirical distribution of storm depth defined by 6-hour minimum interevent time for hourly rainfall stations in Texas.

[--, not available]

	Depth (inches)																		
Station no.	1st percentile	2nd percentile	10th percentile	25th percentile	50th percentile (median)	75th percentile	90th percentile	98th percentile	99th percentile	Station no.	1st percentile	2nd percentile	10th percentile	25th percentile	50th percentile (median)	75th percentile	90th percentile	98th percentile	99th percentile
0015	--	--	0.01	0.01	0.03	0.13	0.46	--	--	1154	0.01	0.01	0.01	0.03	0.11	0.42	1.09	2.96	3.27
0016	0.01	0.01	.01	.04	.15	.49	1.02	2.20	2.82	1165	.01	.01	.03	.07	.19	.53	1.11	2.10	2.46
0050	.01	.02	.04	.09	.26	.68	1.28	2.35	2.78	1185	.02	.02	.05	.08	.20	.50	.99	1.85	2.21
0054	--	.02	.03	.05	.15	.38	.92	1.79	--	1186	.01	.01	.03	.06	.20	.56	1.28	3.66	4.93
0120	--	--	.04	.10	.37	.79	2.12	--	--	1188	--	--	.03	.05	.20	.50	1.39	--	--
0145	.01	.01	.01	.03	.10	.32	1.01	2.13	2.73	1245	--	--	.05	.07	.17	.50	1.50	--	--
0146	--	.01	.02	.05	.16	.59	1.03	1.52	--	1246	.10	.10	.10	.10	.20	.60	1.20	2.70	3.55
0174	.03	.04	.10	.10	.18	.40	.70	1.80	2.36	1267	.01	.01	.03	.06	.16	.45	.91	2.07	2.95
0178	--	--	.02	.05	.07	.28	.95	--	--	1304	.01	.02	.04	.07	.21	.57	1.20	2.86	3.52
0179	.01	.02	.03	.06	.15	.37	.80	1.52	1.72	1325	.02	.02	.04	.08	.23	.73	1.54	3.32	4.35
0202	.10	.10	.10	.10	.20	.60	1.20	2.30	3.40	1429	.01	.02	.05	.10	.24	.64	1.31	2.70	3.49
0206	.03	.05	.10	.10	.30	.70	1.30	2.70	3.40	1431	.01	.02	.05	.10	.24	.70	1.49	3.15	3.71
0208	--	--	--	.06	.16	.41	--	--	--	1432	.01	.02	.04	.08	.26	.71	1.49	3.00	3.60
0211	.01	.01	.01	.03	.11	.36	.84	1.86	2.40	1433	.02	.02	.05	.10	.28	.69	1.43	2.98	3.77
0244	--	.02	.03	.08	.32	.73	1.22	1.63	--	1434	.02	.02	.05	.10	.25	.71	1.47	3.00	3.76
0248	.02	.03	.05	.10	.19	.40	.90	1.92	2.40	1435	.01	.02	.04	.09	.27	.75	1.53	2.96	3.61
0262	.02	.02	.05	.10	.30	.77	1.45	3.06	3.74	1436	.02	.02	.05	.10	.28	.73	1.46	3.07	3.75
0271	--	--	.03	.07	.40	.94	2.02	--	--	1437	--	--	.02	.03	.10	.69	1.61	--	--
0380	.02	.02	.05	.08	.25	.74	1.62	4.15	6.06	1438	.01	.02	.04	.09	.25	.71	1.47	3.02	3.51
0394	--	--	.03	.12	.28	.65	1.34	--	--	1462	--	--	--	--	.00	--	--	--	--
0408	--	--	.04	.16	.65	1.03	2.05	--	--	1492	.02	.03	.10	.10	.20	.60	1.20	2.58	3.30
0427	--	.10	.10	.10	.10	.50	1.42	2.65	--	1500	--	--	.04	.08	.24	1.08	1.52	--	--
0428	.01	.01	.01	.03	.13	.48	1.14	2.64	3.60	1528	.02	.03	.07	.10	.20	.54	1.20	2.77	3.59
0429	.01	.01	.01	.03	.17	.52	1.33	2.73	3.98	1541	--	.10	.10	.10	.30	1.02	1.59	3.96	--
0463	.02	.03	.05	.10	.29	.59	1.10	3.30	3.62	1569	.01	.01	.02	.05	.20	.53	1.17	2.77	7.03
0493	--	--	.20	.35	.57	.99	1.78	--	--	1632	--	--	--	.05	.50	.90	--	--	--
0495	.01	.01	.03	.07	.17	.42	.75	1.71	2.06	1641	.01	.02	.05	.08	.22	.59	.94	2.12	2.65
0496	--	--	.02	.05	.15	.32	.67	--	--	1646	.03	.03	.10	.10	.20	.45	.98	1.89	2.45
0498	--	--	.03	.04	.20	.26	.29	--	--	1663	--	.10	.10	.10	.30	1.10	2.20	5.88	--
0509	.02	.02	.05	.10	.20	.60	1.35	2.80	3.87	1671	.02	.02	.06	.10	.20	.63	1.40	2.90	3.69
0518	.02	.02	.10	.10	.26	.70	1.40	2.82	3.64	1680	.02	.02	.05	.09	.27	.69	1.39	2.68	3.44
0521	--	--	.03	.07	.20	.49	1.58	--	--	1694	.10	.10	.10	.10	.20	.60	1.10	2.00	2.61
0556	.02	.02	.05	.11	.25	.65	1.32	2.62	5.00	1696	.01	.02	.04	.08	.23	.56	1.06	2.34	2.69
0569	.02	.02	.07	.10	.24	.70	1.60	3.67	4.87	1697	--	.03	.05	.08	.21	.55	1.08	2.33	--
0572	.01	.02	.04	.08	.23	.66	1.45	3.20	4.10	1698	.01	.01	.09	.10	.20	.50	1.00	2.27	2.90
0576	.01	.01	.02	.04	.11	.48	1.08	3.79	4.76	1720	.10	.10	.10	.10	.10	.50	1.30	3.00	3.20
0580	.01	.02	.03	.07	.19	.65	1.37	3.66	4.52	1761	.01	.01	.01	.04	.12	.41	.65	1.47	2.05
0587	.01	.01	.04	.07	.24	.74	1.54	3.30	4.53	1773	.03	.04	.10	.10	.30	.80	1.57	3.20	3.94
0605	.03	.05	.10	.20	.35	.80	1.24	2.74	3.09	1810	--	--	.03	.10	.19	.47	1.28	--	--
0639	.02	.03	.10	.10	.20	.60	1.30	2.81	3.57	1823	--	--	.03	.08	.33	1.30	1.83	--	--
0655	--	--	--	--	.00	--	--	--	--	1870	.02	.02	.04	.10	.27	.75	1.55	2.60	3.24
0665	.01	.02	.04	.08	.25	.70	1.42	2.96	3.95	1875	--	--	.14	.23	.46	1.25	2.32	--	--
0689	.02	.02	.05	.10	.21	.60	1.35	3.01	3.95	1876	--	.02	.05	.10	.27	.78	1.79	3.15	--
0690	.10	.10	.10	.10	.20	.50	1.10	2.30	3.32	1889	.01	.01	.01	.02	.11	.48	.98	2.74	3.44
0691	.01	.02	.04	.09	.25	.69	1.37	2.72	3.42	1903	.10	.10	.10	.10	.20	.50	1.00	2.00	3.00
0708	.10	.10	.10	.10	.20	.50	1.24	2.39	4.42	1914	--	--	.09	.16	.32	.86	1.33	--	--
0738	.01	.02	.05	.10	.27	.70	1.36	2.77	3.75	1920	.02	.02	.06	.11	.30	.74	1.34	2.61	3.79
0776	.02	.02	.05	.10	.19	.50	1.04	2.23	2.97	1921	.02	.03	.08	.10	.30	.80	1.50	3.20	4.20
0779	.10	.10	.10	.10	.20	.50	.99	2.40	2.90	1937	.02	.02	.05	.10	.33	.83	1.50	3.14	3.82
0784	.02	.02	.06	.10	.20	.47	1.00	2.34	3.00	1956	.02	.02	.05	.10	.29	.71	1.49	3.00	4.10
0786	.01	.01	.02	.03	.13	.37	.84	1.92	2.44	1970	--	--	.04	.08	.38	1.16	2.24	--	--
0917	.02	.02	.05	.10	.31	.83	1.67	3.52	4.91	2014	.01	.01	.01	.02	.09	.42	1.10	2.85	3.73
0923	--	--	.04	.30	.61	1.33	2.71	--	--	2015	.01	.01	.01	.03	.11	.44	1.12	2.72	3.94
0926	.02	.02	.05	.10	.24	.68	1.38	2.65	3.49	2019	--	--	.07	.12	.50	1.04	1.98	--	--
0950	--	--	.04	.05	.15	.30	.61	--	--	2024	.02	.03	.05	.10	.30	.72	1.37	2.96	3.59
0996	--	--	.06	.14	.43	1.00	2.14	--	--	2042	--	--	.02	.08	.11	.21	.25	--	--
1013	.10	.10	.10	.10	.20	.50	1.10	3.68	5.54	2043	.01	.01	.02	.05	.10	.27	.59	.81	1.75
1017	.01	.02	.05	.10	.20	.57	1.10	2.25	2.99	2048	.02	.03	.08	.10	.19	.50	1.20	2.72	3.40
1042	--	--	.05	.36	.53	1.03	2.67	--	--	2050	--	.01	.01	.03	.08	.20	1.13	2.67	--
1048	--	--	.04	.17	.35	.86	1.47	--	--	2051	--	.02	.05	.08	.20	.62	.98	2.93	--
1053	.01	.02	.04	.07	.20	.54	1.20	2.51	3.25	2053	--	--	.02	.04	.09	.15	.93	--	--
1057	.02	.02	.04	.09	.23	.53	1.05	2.00	2.42	2073	.02	.02	.04	.08	.25	.67	1.38	2.94	3.75
1063	--	--	.05	.17	.45	.98	2.37	--	--	2082	.01	.02	.05	.10	.17	.42	.89	2.00	2.50
1068	.02	.03	.06	.10	.29	.70	1.40	2.83	3.52	2086	.02	.03	.06	.10	.28	.70	1.40	2.80	3.40
1080	.01	.02	.04	.07	.18	.39	.71	1.70	2.42	2088	--	.10	.10	.10	.20	.90	1.60	3.44	--
1081	.02	.02	.04	.10	.29	.73	1.45	2.62	3.82	2090	.10	.10	.10	.10	.30	.70	1.31	2.70	4.00
1133	--	--	.01	.01	.08	.32	.63	--	--	2096	.02	.03	.07	.10	.28	.70	1.35	2.80	3.63
1136	.01	.01	.01	.02	.09	.34	.96	2.59	3.56	2128	.01	.02	.05	.10	.25	.76	1.36	2.92	4.24
1138	--	--	.10	.19	.49	.90	1.54	--	--	2131	.02	.03	.10	.10	.20	.60	1.20	2.40	3.28
1139	.01	.01	.04	.08	.24	.66	1.61	3.00	3.23	2142	--	--	.03	.15	.62	1.28	2.38	--	--

Appendix 4–4.1. Empirical distribution of storm depth defined by 6-hour minimum interevent time for hourly rainfall stations in Texas—Continued.

	Depth (inches)																			
Station no.	1st percentile	2nd percentile	10th percentile	25th percentile	50th percentile (median)	75th percentile	90th percentile	98th percentile	99th percentile	Station no.	1st percentile	2nd percentile	10th percentile	25th percentile	50th percentile (median)	75th percentile	90th percentile	98th percentile	99th percentile
2160	--	--	0.01	0.03	0.12	0.39	0.64	--	--	3463	--	0.01	0.03	0.06	0.25	0.63	1.65	5.14	--
2206	0.02	0.02	.05	.10	.30	.78	1.67	3.19	4.40	3476	0.01	.02	.04	.09	.25	.65	1.30	2.65	3.54
2238	.01	.01	.01	.03	.10	.38	.87	1.75	2.05	3485	--	--	.06	.10	.17	1.41	2.42	--	--
2240	.01	.01	.01	.04	.14	.41	.76	1.94	2.02	3507	.05	.07	.10	.10	.20	.70	1.40	2.96	3.53
2242	.01	.01	.02	.05	.20	.65	1.31	2.47	3.25	3546	.02	.02	.06	.10	.30	.80	1.60	3.29	4.00
2244	.01	.01	.02	.10	.20	.61	1.34	2.85	3.70	3547	.02	.02	.05	.11	.30	.77	1.47	2.59	2.99
2247	--	.01	.02	.05	.18	.58	1.33	3.53	--	3579	--	.02	.04	.09	.23	.84	1.65	2.90	--
2309	.02	.03	.08	.15	.38	.81	1.45	3.17	4.42	3642	.02	.02	.07	.10	.28	.72	1.45	3.00	3.79
2312	.04	.07	.10	.10	.30	.79	1.37	2.70	3.46	3646	.02	.03	.05	.10	.28	.69	1.31	2.90	3.89
2334	--	.02	.06	.14	.55	1.13	2.39	4.39	--	3668	--	--	.10	.33	.68	1.27	2.54	--	--
2336	.02	.03	.05	.15	.35	.85	1.35	2.25	3.60	3673	--	--	.03	.06	.30	1.10	1.51	--	--
2354	--	--	.04	.06	.12	.51	.76	--	--	3686	.03	.05	.10	.10	.20	.70	1.40	2.40	3.10
2355	--	.01	.03	.05	.16	.54	1.54	4.31	--	3691	.02	.03	.10	.10	.24	.64	1.30	2.70	3.20
2357	.01	.01	.01	.02	.07	.36	.96	2.56	3.59	3734	--	--	.03	.09	.38	1.22	3.24	--	--
2360	.01	.01	.01	.03	.09	.36	.96	2.35	3.09	3771	.10	.10	.10	.10	.20	.70	1.40	3.14	3.90
2361	.02	.02	.04	.10	.15	.47	.86	2.00	4.21	3789	.01	.01	.03	.06	.11	.24	.46	1.02	2.02
2394	.02	.02	.04	.10	.27	.71	1.43	2.90	3.93	3826	.01	.02	.05	.13	.32	.73	1.28	2.41	2.66
2404	.02	.02	.05	.10	.25	.70	1.34	2.91	3.59	3831	.02	.03	.05	.10	.28	.81	1.39	2.96	3.74
2415	.02	.02	.05	.11	.34	.86	1.66	3.36	4.08	3841	.02	.02	.05	.12	.29	.81	1.48	3.34	4.75
2462	.02	.03	.06	.10	.30	.84	1.61	3.14	3.91	3871	.01	.02	.04	.08	.23	.63	1.19	2.27	3.16
2528	.03	.03	.05	.09	.24	.64	1.36	2.55	2.77	3884	--	--	.06	.09	.24	.96	2.98	--	--
2617	.01	.01	.03	.07	.21	.50	1.01	2.67	3.35	3941	--	.02	.03	.06	.35	1.00	1.71	3.15	--
2619	.02	.02	.05	.10	.23	.54	1.05	2.16	2.94	3963	--	--	--	.03	.05	.10	--	--	--
2621	.02	.02	.05	.10	.23	.57	1.15	2.26	2.70	4040	.02	.02	.05	.10	.26	.62	1.23	2.48	3.13
2675	.02	.03	.09	.10	.25	.70	1.37	3.07	3.83	4058	--	--	.05	.08	.42	.86	2.16	--	--
2676	.10	.10	.10	.10	.20	.60	1.40	2.80	3.78	4098	.03	.04	.10	.10	.20	.40	.80	1.70	2.10
2679	.01	.02	.05	.10	.13	.50	1.20	2.88	3.98	4100	.02	.02	.04	.07	.21	.59	1.27	2.30	4.01
2715	.02	.02	.05	.10	.28	.70	1.31	2.66	3.47	4137	.10	.10	.10	.10	.20	.70	1.30	2.43	3.10
2744	.02	.02	.05	.10	.21	.60	1.17	2.30	3.02	4191	.02	.02	.05	.10	.20	.57	1.30	2.85	3.58
2758	.01	.01	.02	.03	.09	.29	1.17	3.29	4.38	4256	--	--	--	--	.00	--	--	--	--
2794	--	--	.01	.04	.16	.66	1.61	--	--	4257	.03	.05	.10	.10	.30	.80	1.60	3.30	4.30
2797	.01	.01	.01	.02	.08	.22	.50	1.12	1.52	4258	.10	.10	.10	.10	.20	.70	1.20	2.56	4.18
2811	.01	.02	.05	.10	.20	.50	1.10	2.30	2.98	4278	.02	.02	.05	.09	.27	.74	1.46	2.99	3.64
2813	--	--	.05	.09	.30	.58	1.37	--	--	4299	.01	.03	.05	.10	.25	.43	.72	1.17	1.24
2814	--	--	.01	.03	.04	.13	.92	--	--	4300	.01	.01	.01	.04	.16	.57	1.31	2.84	3.66
2815	.10	.10	.10	.10	.20	.50	1.06	2.70	3.44	4305	.01	.01	.01	.03	.14	.52	1.26	2.94	3.57
2818	.02	.02	.04	.09	.30	.68	1.30	3.03	3.46	4307	.01	.01	.01	.04	.18	.58	1.26	2.68	3.69
2986	.01	.02	.05	.10	.35	1.03	1.71	2.77	3.57	4309	.01	.02	.04	.08	.26	.77	1.55	3.26	4.46
3005	.02	.02	.06	.10	.26	.69	1.30	2.56	3.24	4311	.01	.02	.04	.10	.29	.80	1.69	3.34	4.39
3033	.02	.02	.04	.07	.13	.30	.55	1.16	1.83	4313	.01	.01	.04	.08	.25	.74	1.60	3.91	5.20
3034	--	--	--	--	.43	--	--	--	--	4319	.02	.02	.05	.10	.25	.75	1.30	2.36	3.34
3047	--	--	.03	.05	.34	.72	1.32	--	--	4329	.02	.02	.05	.10	.29	.75	1.60	3.48	4.45
3103	--	--	.05	.10	.24	.82	1.93	--	--	4331	--	--	--	--	.00	--	--	--	--
3133	.02	.02	.06	.10	.30	.79	1.46	3.00	3.86	4375	.10	.10	.10	.10	.20	.60	1.20	2.90	4.31
3156	.04	.05	.10	.10	.30	.70	1.61	4.37	5.90	4392	.01	.01	.04	.08	.28	.87	1.71	3.55	4.24
3171	.02	.02	.05	.10	.28	.71	1.40	2.98	3.99	4425	.03	.03	.08	.10	.15	.40	.89	1.90	2.45
3189	.01	.01	.03	.06	.13	.35	.70	1.45	2.35	4440	.02	.02	.04	.07	.22	.60	1.20	2.61	3.09
3260	.01	.01	.03	.07	.25	.70	1.25	2.39	3.46	4476	.03	.04	.10	.10	.26	.65	1.24	2.64	3.20
3267	.01	.01	.02	.05	.15	.55	.97	2.75	3.69	4498	--	--	.02	.03	.13	.28	.57	--	--
3270	.04	.07	.10	.10	.20	.50	1.10	2.27	3.12	4517	.02	.02	.04	.09	.26	.69	1.30	2.65	3.34
3272	--	--	.02	.04	.06	.12	.32	--	--	4520	.10	.10	.10	.10	.20	.60	1.30	2.50	3.30
3277	--	--	.02	.02	.08	.21	.46	--	--	4525	--	--	.04	.06	.25	.78	2.44	--	--
3278	.02	.02	.05	.10	.20	.50	1.00	2.07	2.50	4563	--	--	.03	.06	.29	.60	1.52	--	--
3280	.01	.01	.03	.05	.13	.35	.77	1.82	1.95	4570	.02	.02	.06	.10	.20	.50	1.10	2.34	2.80
3281	--	--	.04	.11	.23	.49	.92	--	--	4577	.02	.03	.09	.10	.33	.80	1.50	2.92	3.79
3283	.01	.01	.01	.04	.18	.57	1.26	2.63	3.11	4591	.01	.02	.04	.10	.27	.70	1.47	3.09	3.89
3284	.01	.01	.06	.10	.22	.65	1.30	2.61	3.48	4670	.02	.02	.05	.10	.20	.50	1.10	2.20	2.84
3285	.03	.06	.10	.10	.20	.70	1.40	2.60	3.20	4671	.01	.01	.02	.04	.15	.48	.92	2.04	2.59
3329	.01	.02	.04	.08	.20	.57	1.22	2.70	3.53	4679	.03	.04	.10	.10	.20	.70	1.30	2.82	3.90
3335	.01	.02	.04	.10	.30	.85	1.66	4.12	6.78	4696	--	--	.05	.10	.27	.66	1.13	--	--
3370	.02	.02	.05	.12	.33	.82	1.55	3.22	3.85	4703	.01	.02	.04	.08	.16	.51	1.07	2.21	2.93
3410	.03	.04	.10	.10	.20	.51	1.01	2.20	2.90	4704	.02	.02	.04	.08	.29	.84	1.82	4.04	4.55
3415	.02	.02	.08	.10	.24	.67	1.32	2.60	3.52	4731	.01	.01	.01	.03	.14	.41	.95	2.91	5.75
3430	.01	.01	.01	.04	.15	.56	1.26	2.99	4.14	4792	.10	.10	.10	.10	.20	.70	1.30	2.59	3.10
3431	.01	.01	.01	.04	.12	.50	1.23	3.26	4.08	4819	.10	.10	.10	.10	.30	.80	1.50	3.07	3.76
3441	--	--	.04	.09	.30	.74	1.61	--	--	4852	--	--	.17	.35	.50	1.07	2.38	--	--
3442	.02	.02	.04	.07	.17	.43	.94	1.85	2.37	4866	.02	.02	.06	.10	.30	.75	1.40	2.80	3.57
3446	.02	.03	.05	.10	.22	.52	1.07	2.02	2.71	4876	.10	.10	.10	.10	.30	.80	1.90	4.15	4.53
3460	--	--	.04	.08	.41	.90	1.45	--	--	4878	.01	.02	.05	.10	.30	.82	1.68	3.86	4.77
3462	.02	.02	.05	.10	.21	.50	1.05	1.86	2.89	4880	.02	.02	.05	.10	.20	.50	.95	1.92	2.56

Appendix 4–4.1. Empirical distribution of storm depth defined by 6-hour minimum interevent time for hourly rainfall stations in Texas—Continued.

	Depth (inches)																		
Station no.	1st percentile	2nd percentile	10th percentile	25th percentile	50th percentile (median)	75th percentile	90th percentile	98th percentile	99th percentile	Station no.	1st percentile	2nd percentile	10th percentile	25th percentile	50th percentile (median)	75th percentile	90th percentile	98th percentile	99th percentile
4920	0.02	0.03	0.06	0.10	0.20	0.60	1.30	2.83	3.73	5957	0.02	0.03	0.10	0.10	0.29	0.70	1.34	2.57	3.44
4934	--	--	--	.07	.12	.23	--	--	--	5958	.01	.01	.03	.09	.25	.62	1.22	2.31	3.07
4972	.02	.03	.07	.10	.23	.60	1.20	2.70	3.42	5973	.01	.01	.02	.04	.09	.39	.97	2.93	3.40
4973	.02	.03	.07	.15	.40	.91	1.65	3.00	3.69	5996	.02	.02	.06	.10	.21	.61	1.25	2.64	3.22
4974	.02	.02	.05	.10	.20	.50	1.00	2.14	2.50	6017	.01	.01	.02	.04	.13	.42	1.04	2.51	2.80
4975	.10	.10	.10	.10	.30	.80	1.50	2.90	4.20	6024	.02	.02	.04	.10	.32	1.02	1.99	4.34	6.22
4978	.02	.02	.03	.05	.18	.53	1.48	3.06	4.91	6050	--	--	.06	.18	.35	.95	1.70	--	--
4979	--	--	.06	.11	.50	1.15	2.51	--	--	6104	.02	.02	.05	.10	.16	.40	.80	1.58	2.08
4982	.02	.02	.05	.10	.25	.60	1.18	2.44	3.01	6108	.02	.03	.10	.10	.30	.83	1.64	3.20	4.34
5018	.02	.02	.05	.10	.29	.72	1.32	2.22	2.83	6136	.02	.03	.09	.10	.18	.40	.83	1.79	2.30
5048	.02	.03	.07	.10	.14	.48	1.00	2.30	3.14	6166	.01	.01	.03	.05	.12	.38	1.03	1.77	2.84
5049	.10	.10	.10	.10	.20	.40	.80	3.78	4.93	6176	.01	.02	.04	.09	.30	.79	1.76	3.84	4.85
5056	--	--	--	.20	.37	.69	--	--	--	6177	.02	.03	.10	.10	.30	.80	1.60	3.38	4.30
5057	.01	.01	.01	.03	.08	.27	.79	2.18	2.90	6210	.02	.03	.10	.10	.30	.72	1.48	3.06	4.00
5060	.01	.01	.02	.04	.15	.55	1.26	3.40	5.98	6211	.01	.01	.03	.07	.24	.70	1.43	2.91	4.04
5081	.01	.02	.04	.09	.30	.78	1.48	2.90	3.67	6270	.10	.10	.10	.10	.30	.80	1.60	3.50	4.10
5094	.02	.02	.10	.10	.29	.70	1.40	3.00	3.71	6275	--	--	--	--	.00	--	--	--	--
5113	.02	.02	.05	.10	.20	.55	1.30	2.90	3.79	6276	--	--	.09	.18	.46	1.09	2.27	--	--
5114	--	--	--	--	.00	--	--	--	--	6335	.02	.02	.05	.10	.30	.80	1.48	2.79	3.37
5123	--	--	.06	.14	.25	.80	1.94	--	--	6434	--	--	.05	.10	.32	.73	1.47	--	--
5192	.02	.02	.06	.10	.30	.73	1.50	3.08	3.50	6504	.02	.03	.07	.10	.20	.47	.97	1.95	2.85
5193	.02	.02	.05	.10	.20	.66	1.40	2.77	3.63	6558	--	--	.05	.06	.41	.83	1.15	--	--
5224	.01	.02	.04	.10	.31	.80	1.60	3.37	4.60	6615	.08	.10	.10	.10	.20	.50	1.05	2.30	3.50
5228	.01	.02	.04	.08	.24	.77	1.48	2.85	3.45	6660	.02	.02	.05	.09	.26	.73	1.35	3.50	3.76
5235	--	--	.03	.05	.28	.60	1.34	--	--	6663	.01	.01	.04	.10	.20	.55	1.35	2.72	3.08
5247	.02	.03	.08	.10	.20	.50	1.00	1.94	2.40	6734	.01	.01	.03	.05	.18	.51	1.00	2.26	3.04
5258	.02	.02	.05	.10	.28	.72	1.45	2.92	3.76	6736	.02	.03	.08	.10	.20	.50	1.10	2.37	3.10
5303	.01	.02	.04	.07	.20	.60	1.24	2.68	4.20	6740	--	--	.10	.18	.58	1.35	3.05	--	--
5312	.03	.04	.10	.10	.20	.60	1.15	2.40	3.34	6750	.01	.01	.01	.04	.22	.61	1.34	3.25	7.14
5341	--	--	.07	.20	.36	1.20	1.70	--	--	6757	.01	.01	.04	.10	.25	.73	1.44	2.92	3.60
5342	--	--	--	--	.00	--	--	--	--	6775	.01	.01	.03	.06	.19	.48	.91	2.10	2.88
5348	.03	.05	.10	.10	.30	.80	1.66	2.90	3.42	6776	.02	.03	.08	.10	.20	.50	.96	2.00	2.70
5358	.02	.02	.05	.10	.20	.56	1.16	2.40	2.80	6788	.02	.02	.04	.10	.35	.75	1.62	3.55	4.56
5398	.02	.02	.05	.10	.30	.75	1.50	3.04	3.99	6792	.02	.02	.05	.10	.17	.40	.80	1.56	1.96
5410	.02	.02	.05	.10	.20	.50	.92	2.21	3.02	6794	--	--	.02	.20	.55	1.44	2.84	--	--
5411	.01	.01	.01	.03	.11	.36	.85	1.86	2.56	6834	.10	.10	.10	.10	.30	.80	1.60	3.11	4.00
5424	.01	.01	.01	.03	.14	.61	1.52	2.85	3.18	6893	.02	.03	.07	.10	.12	.30	.70	1.60	2.35
5429	.02	.02	.03	.07	.20	.60	1.30	2.66	4.21	6935	.02	.03	.10	.10	.20	.46	.90	2.00	2.90
5431	--	--	.13	.25	.46	.96	2.69	--	--	6981	.01	.02	.05	.10	.28	.71	1.39	2.79	4.56
5461	.01	.02	.05	.10	.31	.85	1.59	3.40	4.10	7020	.01	.01	.02	.06	.24	.71	1.37	3.17	5.22
5463	.10	.10	.10	.10	.30	.70	1.60	3.05	3.80	7060	.02	.03	.10	.10	.20	.53	1.20	2.30	2.83
5471	--	--	.01	.02	.06	.11	.38	--	--	7066	.02	.03	.08	.10	.30	.80	1.60	3.11	3.90
5477	--	--	.08	.15	.28	.60	1.94	--	--	7074	.02	.02	.05	.10	.20	.43	.90	2.30	2.83
5528	.02	.03	.06	.12	.34	.85	1.56	3.21	3.96	7097	.02	.02	.05	.10	.22	.55	1.33	3.14	3.52
5579	--	--	--	--	.28	--	--	--	--	7116	.02	.02	.03	.07	.20	.53	1.03	2.28	3.03
5580	--	--	.05	.11	.42	.84	1.39	--	--	7140	.01	.02	.04	.09	.22	.70	1.59	3.65	4.98
5589	.01	.01	.02	.05	.15	.36	.66	1.11	1.43	7173	.01	.01	.01	.04	.17	.65	1.51	4.49	5.78
5590	.01	.02	.03	.06	.14	.36	.83	1.41	1.81	7174	.01	.01	.01	.04	.19	.65	1.45	3.55	4.77
5591	.02	.02	.04	.09	.20	.43	.76	1.45	1.67	7213	.02	.02	.05	.10	.29	.73	1.44	3.21	4.03
5592	.01	.02	.03	.06	.15	.35	.64	1.56	1.89	7243	.02	.03	.08	.10	.20	.60	1.15	2.40	3.00
5594	.01	.02	.03	.07	.15	.34	.72	1.79	1.89	7262	.01	.01	.02	.04	.10	.26	.51	.99	1.10
5595	--	--	--	--	.03	--	--	--	--	7274	.03	.04	.10	.14	.35	.76	1.40	2.93	4.05
5596	.10	.10	.10	.10	.20	.40	.80	1.60	1.95	7300	.02	.02	.04	.10	.27	.70	1.30	2.65	3.25
5600	.01	.02	.04	.07	.16	.40	.76	1.85	2.26	7311	--	--	.10	.14	.28	.71	1.77	--	--
5618	--	--	.05	.11	.29	.84	1.56	--	--	7363	--	--	.04	.10	.45	.94	1.46	--	--
5650	--	--	.07	.17	.42	.56	1.41	--	--	7422	.01	.02	.05	.10	.20	.60	1.30	2.83	3.74
5656	.08	.10	.10	.10	.20	.50	1.00	2.10	2.90	7431	.02	.02	.05	.10	.20	.50	.99	2.09	2.67
5658	.02	.02	.04	.07	.20	.51	.99	2.29	3.36	7481	.02	.02	.05	.10	.12	.34	.80	1.89	2.49
5661	.10	.10	.10	.10	.20	.55	1.20	3.48	5.85	7497	.10	.10	.10	.10	.20	.60	1.30	2.74	3.32
5666	--	--	.04	.06	.25	.56	1.14	--	--	7498	.06	.09	.10	.10	.20	.70	1.38	2.61	4.84
5695	.02	.02	.05	.10	.30	.76	1.45	2.93	3.65	7499	.03	.05	.10	.10	.24	.60	1.20	2.48	3.00
5742	--	--	.02	.04	.09	.30	.71	--	--	7531	.01	.02	.04	.09	.30	.70	1.39	2.29	3.08
5766	--	--	.03	.10	.24	.81	2.21	--	--	7534	.01	.02	.04	.07	.25	.63	1.25	3.22	3.83
5770	.02	.02	.05	.10	.20	.50	1.00	2.20	3.00	7556	.02	.03	.10	.10	.25	.68	1.30	2.84	3.70
5775	--	--	.05	.06	.18	.70	.92	--	--	7594	.02	.02	.05	.11	.34	.85	1.61	3.30	3.93
5779	--	--	.03	.07	.23	.50	1.90	--	--	7596	.01	.02	.04	.09	.34	1.05	1.90	3.08	3.90
5840	.02	.02	.05	.09	.26	.70	1.45	2.76	3.22	7608	.01	.01	.02	.06	.21	.65	1.36	2.76	3.39
5890	.01	.01	.01	.03	.10	.35	.82	1.90	2.39	7622	--	--	.01	.01	.04	.13	.70	--	--
5891	.02	.02	.04	.08	.20	.50	.92	1.80	1.96	7700	.01	.02	.04	.08	.26	.75	1.52	3.29	4.15
5897	.10	.10	.10	.10	.20	.70	1.40	3.00	3.70	7706	.01	.02	.05	.10	.20	.52	1.11	2.40	3.20

Appendix 4–4.1. Empirical distribution of storm depth defined by 6-hour minimum interevent time for hourly rainfall stations in Texas—Continued.

									Depth (inches)									
Station no.	1st percentile	2nd percentile	10th percentile	25th percentile	50th percentile (median)	75th percentile	90th percentile	98th percentile	99th percentile	Station no.	1st percentile	2nd percentile	10th percentile	25th percentile	50th percentile (median)	75th percentile	90th percentile	98th percentile	99th percentile
7718	0.01	0.02	0.05	0.10	0.25	0.61	1.60	2.96	4.38	8910	--	--	0.05	0.10	0.39	1.10	1.87	--	--
7745	.01	.01	.03	.08	.25	.75	1.69	3.71	4.19	8911	0.01	0.01	.03	.06	.20	.59	1.27	2.70	3.44
7922	.01	.01	.02	.05	.12	.29	.63	1.18	1.88	8924	.02	.02	.04	.07	.17	.34	.75	1.43	1.76
7936	.02	.03	.10	.10	.30	.84	1.60	3.18	4.29	8929	--	--	.04	.10	.26	1.56	2.20	--	--
7943	.01	.01	.01	.03	.12	.40	.95	2.05	2.68	8942	.03	.06	.10	.10	.30	.80	1.60	3.40	4.40
7944	--	.01	.01	.03	.11	.39	.92	2.25	--	8944	.01	.01	.03	.08	.26	.72	1.39	2.67	3.89
7945	.01	.01	.01	.03	.11	.43	1.05	2.64	3.66	8996	.01	.02	.04	.08	.24	.66	1.43	3.02	3.79
7947	.03	.04	.10	.10	.20	.62	1.40	3.53	4.84	9014	--	--	.07	.19	.41	.95	1.84	--	--
7948	.01	.02	.03	.07	.20	.58	1.33	3.07	3.97	9037	.02	.02	.04	.06	.15	.31	.68	1.60	2.22
7951	.02	.02	.05	.11	.32	.80	1.52	2.74	3.35	9106	.01	.02	.03	.05	.11	.27	.55	1.74	2.44
7953	.01	.01	.02	.05	.15	.45	1.18	2.95	3.03	9107	--	--	.03	.06	.14	.48	.80	--	--
7981	.02	.02	.03	.06	.23	.60	1.53	2.49	3.16	9129	.01	.01	.02	.04	.08	.31	.82	2.76	3.27
7990	.01	.01	.02	.04	.11	.49	.98	3.05	3.70	9163	.02	.02	.05	.10	.23	.60	1.25	2.63	3.28
7992	--	--	.09	.10	.28	.93	1.79	--	--	9213	.01	.01	.02	.04	.17	.57	1.24	2.24	2.77
7997	.01	.01	.03	.07	.23	.56	1.25	2.42	2.61	9214	--	--	.08	.21	.35	1.27	1.88	--	--
7999	--	--	.01	.03	.16	.32	.86	--	--	9222	.01	.01	.02	.04	.18	.55	1.23	2.66	3.20
8022	--	.01	.05	.05	.14	.59	1.10	2.08	--	9248	.01	.02	.05	.09	.20	.58	1.15	2.09	2.24
8023	.02	.03	.06	.10	.20	.50	1.06	2.16	3.02	9266	--	.02	.05	.11	.24	.72	1.29	2.67	--
8047	.02	.02	.06	.10	.24	.67	1.30	2.60	3.20	9270	.02	.03	.09	.10	.14	.33	.70	1.50	2.09
8060	.01	.01	.02	.04	.12	.37	1.31	2.71	3.16	9295	.01	.01	.02	.03	.09	.24	.49	1.19	1.37
8062	--	--	.02	.05	.21	.70	2.19	--	--	9304	--	--	--	.10	.17	.26	--	--	--
8068	--	--	.02	.03	.10	.28	.82	--	--	9307	.02	.03	.07	.11	.29	.70	1.20	2.41	2.83
8081	.02	.02	.05	.10	.20	.60	1.27	2.87	3.82	9328	.02	.02	.04	.08	.18	.54	1.15	1.69	2.87
8089	--	--	.04	.08	.21	.62	1.17	--	--	9329	--	--	.02	.06	.17	.97	1.23	--	--
8221	--	--	.04	.15	.41	.74	1.71	--	--	9345	--	--	--	--	.70	--	--	--	--
8252	.02	.02	.05	.10	.20	.50	1.00	2.16	2.69	9363	.01	.01	.01	.03	.11	.42	.95	2.59	3.44
8265	.01	.02	.04	.08	.25	.70	1.55	3.42	5.76	9364	.01	.01	.01	.03	.13	.50	1.18	2.85	3.90
8289	--	.01	.03	.10	.33	.60	.98	1.48	--	9365	--	--	.04	.07	.10	.29	.65	--	--
8305	.02	.02	.05	.10	.10	.30	.62	1.40	1.90	9371	.02	.02	.05	.09	.25	.71	1.38	2.58	2.76
8335	.02	.02	.05	.10	.35	.86	1.65	3.32	4.18	9417	.01	.02	.04	.09	.25	.70	1.42	2.77	3.25
8400	.02	.02	.03	.07	.16	.37	.77	2.04	2.93	9419	.01	.01	.01	.04	.15	.55	1.23	2.60	3.16
8445	.01	.02	.04	.07	.24	.69	1.50	3.10	4.27	9435	--	.03	.06	.10	.23	.59	1.02	2.57	--
8446	.02	.02	.09	.10	.20	.60	1.36	2.70	3.34	9491	.02	.02	.05	.10	.25	.70	1.46	2.92	3.50
8451	.01	.02	.04	.07	.20	.57	1.08	2.12	2.30	9499	.02	.03	.10	.10	.20	.54	1.10	2.30	3.12
8531	.02	.02	.05	.10	.28	.71	1.35	2.78	3.30	9522	--	--	.04	.09	.25	1.27	2.72	--	--
8541	.01	.01	.05	.10	.29	.65	1.28	2.47	3.68	9527	.03	.04	.10	.10	.20	.41	.90	1.90	2.30
8544	.02	.03	.08	.10	.26	.70	1.46	3.10	4.10	9532	.02	.02	.06	.10	.24	.69	1.26	2.70	3.52
8545	--	--	.02	.06	.21	.41	.61	--	--	9544	--	--	--	.11	.13	2.95	--	--	--
8563	.10	.10	.10	.10	.30	.70	1.40	3.18	4.20	9565	.02	.03	.07	.10	.20	.57	1.20	2.49	3.20
8566	.01	.01	.04	.08	.22	.58	1.18	2.18	2.53	9570	.10	.10	.10	.10	.20	.50	1.10	2.30	2.94
8583	.10	.10	.10	.10	.20	.50	1.10	2.26	2.60	9574	--	--	.10	.10	.20	.50	1.40	--	--
8584	.02	.03	.08	.10	.23	.70	1.25	2.66	3.06	9588	.01	.02	.05	.10	.18	.46	1.10	2.68	3.53
8623	.03	.04	.10	.10	.30	.70	1.30	2.60	3.30	9665	.02	.02	.07	.10	.30	.76	1.50	3.08	4.01
8625	.01	.02	.04	.09	.24	.69	1.27	2.76	3.61	9715	.02	.02	.05	.10	.27	.70	1.30	2.72	3.38
8630	.02	.03	.06	.10	.20	.52	1.15	2.14	2.51	9729	.01	.01	.02	.04	.17	.55	1.17	2.47	3.00
8631	.01	.02	.05	.08	.22	.55	1.21	2.55	3.52	9772	.01	.02	.03	.07	.21	.63	1.40	3.45	4.75
8646	.02	.02	.04	.10	.26	.69	1.36	2.69	3.29	9814	--	--	.03	.09	.32	.85	1.62	--	--
8647	.02	.03	.08	.10	.16	.42	.90	2.10	2.70	9815	.02	.02	.05	.10	.23	.66	1.38	2.81	4.10
8677	.01	.02	.05	.10	.24	.62	1.25	2.51	3.03	9816	--	.01	.03	.06	.25	.74	1.27	4.22	--
8696	--	--	.06	.10	.43	.94	1.39	--	--	9817	.03	.04	.10	.10	.23	.65	1.20	2.60	3.25
8743	.02	.02	.06	.10	.30	.80	1.55	3.46	4.34	9829	.02	.02	.05	.10	.13	.35	.80	1.80	2.27
8761	.02	.03	.10	.10	.20	.41	.87	1.90	2.72	9830	.01	.01	.03	.05	.10	.31	.72	1.34	2.17
8778	.03	.04	.10	.10	.30	.75	1.40	3.00	3.70	9858	.02	.02	.05	.10	.23	.55	.99	2.10	2.64
8845	.02	.02	.06	.10	.20	.60	1.35	3.10	3.90	9893	.02	.02	.05	.10	.22	.60	1.21	2.50	3.30
8859	.01	.02	.05	.11	.32	.85	1.57	3.14	3.84	9916	.02	.04	.10	.10	.30	.83	1.60	3.21	3.80
8898	.02	.02	.05	.11	.32	.75	1.56	3.19	4.02	9976	.01	.02	.05	.10	.20	.50	1.19	2.47	3.24
8908	--	--	.04	.08	.21	.60	1.26	--	--										

Appendix 4–4.2. Empirical distribution of storm depth defined by 8-hour minimum interevent time for hourly rainfall stations in Texas.

[--, not available]

	Depth (inches)																		
Station no.	1st percentile	2nd percentile	10th percentile	25th percentile	50th percentile (median)	75th percentile	90th percentile	98th percentile	99th percentile	Station no.	1st percentile	2nd percentile	10th percentile	25th percentile	50th percentile (median)	75th percentile	90th percentile	98th percentile	99th percentile
0015	--	--	0.01	0.02	0.04	0.16	0.49	--	--	1154	0.01	0.01	0.01	0.03	0.12	0.46	1.17	2.97	3.29
0016	0.01	0.01	.01	.04	.16	.52	1.07	2.35	2.90	1165	.01	.02	.03	.07	.20	.55	1.12	2.29	2.70
0050	.01	.02	.05	.10	.28	.75	1.38	2.48	2.90	1185	.02	.02	.05	.08	.20	.50	1.01	1.86	2.25
0054	--	.02	.03	.05	.15	.37	1.16	1.81	--	1186	.01	.01	.03	.07	.20	.57	1.39	3.71	5.10
0120	--	--	.04	.10	.51	.87	2.25	--	--	1188	--	--	.03	.09	.20	.59	1.47	--	--
0145	.01	.01	.02	.03	.13	.33	1.08	2.17	3.68	1245	--	--	.04	.08	.33	.73	1.61	--	--
0146	--	--	.02	.05	.18	.60	1.03	--	--	1246	.10	.10	.10	.10	.20	.70	1.30	2.80	3.70
0174	.03	.04	.10	.10	.20	.40	.80	1.87	2.40	1267	.01	.01	.03	.06	.18	.48	.94	2.31	3.01
0178	--	--	.04	.05	.07	.29	.97	--	--	1304	.01	.02	.04	.08	.24	.62	1.34	2.93	3.86
0179	.01	.02	.03	.06	.15	.40	.82	1.56	1.73	1325	.02	.02	.05	.09	.25	.76	1.62	3.47	4.54
0202	.10	.10	.10	.10	.20	.60	1.40	2.32	3.43	1429	.02	.02	.05	.10	.25	.65	1.37	3.10	3.79
0206	.04	.05	.10	.10	.30	.72	1.40	2.77	3.50	1431	.02	.02	.05	.10	.27	.75	1.52	3.28	4.08
0208	--	--	--	.06	.16	.41	--	--	--	1432	.02	.02	.04	.09	.29	.79	1.55	3.09	3.90
0211	.01	.01	.01	.03	.12	.40	.88	1.98	2.61	1433	.02	.02	.05	.10	.30	.74	1.53	3.09	4.05
0244	--	.02	.02	.07	.30	.73	1.27	2.32	--	1434	.02	.02	.05	.10	.28	.76	1.52	3.15	3.84
0248	.02	.03	.06	.10	.20	.44	.90	2.05	2.50	1435	.01	.02	.05	.10	.30	.80	1.61	3.10	3.82
0262	.02	.02	.05	.10	.30	.80	1.56	3.13	4.10	1436	.02	.02	.05	.10	.30	.79	1.55	3.28	3.98
0271	--	--	.05	.15	.54	1.12	2.27	--	--	1437	--	--	.02	.03	.10	.70	1.66	--	--
0380	.02	.02	.05	.10	.28	.78	1.67	4.48	6.30	1438	.02	.02	.05	.10	.28	.77	1.58	3.06	3.69
0394	--	--	.03	.12	.28	.65	1.34	--	--	1462	--	--	--	--	.00	--	--	--	--
0408	--	--	.06	.22	.73	1.04	2.05	--	--	1492	.02	.03	.10	.10	.20	.64	1.30	2.66	4.12
0427	--	.10	.10	.10	.20	.60	1.50	2.66	--	1500	--	--	.05	.10	.35	1.27	1.58	--	--
0428	.01	.01	.01	.03	.14	.53	1.22	2.82	3.65	1528	.02	.03	.08	.10	.20	.60	1.30	2.83	3.73
0429	.01	.01	.01	.04	.19	.61	1.48	2.95	5.33	1541	--	.10	.10	.10	.30	1.10	1.66	3.97	--
0463	.03	.03	.08	.12	.30	.66	1.15	3.30	3.66	1569	.01	.01	.02	.06	.22	.56	1.19	3.01	7.09
0493	--	--	.19	.39	.62	.99	1.82	--	--	1632	--	--	--	.05	.50	.90	--	--	--
0495	.01	.02	.03	.08	.19	.45	.78	1.78	2.07	1641	.01	.02	.05	.08	.25	.60	.97	2.13	2.67
0496	--	--	.02	.05	.15	.32	.67	--	--	1646	.03	.04	.10	.10	.20	.50	1.00	2.00	2.58
0498	--	--	.03	.06	.20	.26	.30	--	--	1663	--	--	.10	.10	.30	1.10	2.25	--	--
0509	.02	.03	.06	.10	.24	.69	1.43	3.15	4.00	1671	.02	.03	.07	.10	.24	.70	1.50	3.15	3.98
0518	.02	.03	.10	.10	.30	.76	1.40	2.90	3.84	1680	.02	.02	.05	.10	.28	.71	1.40	2.91	3.60
0521	--	--	.03	.10	.32	.54	1.66	--	--	1694	.10	.10	.10	.10	.20	.70	1.20	2.14	2.67
0556	.02	.03	.05	.12	.25	.67	1.34	2.64	5.06	1696	.02	.02	.05	.09	.25	.59	1.13	2.47	3.01
0569	.02	.03	.07	.10	.28	.80	1.67	3.78	5.14	1697	--	.03	.05	.08	.21	.56	1.11	2.68	--
0572	.02	.02	.05	.09	.25	.69	1.48	3.30	4.13	1698	.01	.01	.10	.10	.20	.50	1.10	2.38	3.08
0576	.01	.01	.02	.05	.13	.53	1.11	3.94	4.80	1720	.10	.10	.10	.10	.20	.50	1.42	3.02	3.20
0580	.01	.02	.04	.09	.21	.67	1.54	3.94	4.88	1761	.01	.01	.01	.05	.14	.44	.88	1.61	2.21
0587	.01	.02	.04	.08	.25	.77	1.58	3.57	4.89	1773	.03	.04	.10	.10	.34	.90	1.61	3.40	4.00
0605	.03	.05	.10	.20	.42	.82	1.32	2.77	3.11	1810	--	--	.03	.10	.23	.51	1.34	--	--
0639	.03	.04	.10	.10	.20	.60	1.40	2.90	3.70	1823	--	--	.03	.08	.33	1.30	1.83	--	--
0655	--	--	--	--	.00	--	--	--	--	1870	.02	.02	.05	.10	.30	.81	1.59	2.69	3.26
0665	.01	.02	.04	.09	.27	.74	1.50	3.10	4.02	1875	--	--	.14	.23	.46	1.25	2.32	--	--
0689	.02	.02	.05	.10	.23	.65	1.44	3.07	3.98	1876	--	.02	.05	.10	.32	.80	1.82	3.15	--
0690	.10	.10	.10	.10	.20	.50	1.20	2.30	3.41	1889	.01	.01	.01	.02	.14	.54	1.11	2.81	3.46
0691	.02	.02	.04	.10	.27	.72	1.45	2.82	3.63	1903	.10	.10	.10	.10	.20	.50	1.00	2.00	3.08
0708	.10	.10	.10	.10	.20	.60	1.30	2.44	4.46	1914	--	--	.09	.17	.39	.92	1.34	--	--
0738	.01	.02	.05	.10	.30	.76	1.43	2.87	3.87	1920	.02	.03	.06	.11	.33	.80	1.40	2.70	4.12
0776	.02	.02	.05	.10	.20	.50	1.10	2.47	3.17	1921	.03	.03	.09	.10	.31	.85	1.60	3.48	4.59
0779	.10	.10	.10	.10	.20	.50	1.00	2.47	2.94	1937	.02	.03	.05	.12	.36	.89	1.59	3.28	4.25
0784	.02	.02	.06	.10	.20	.50	1.00	2.40	3.10	1956	.02	.02	.05	.10	.30	.80	1.53	3.14	4.39
0786	.01	.01	.02	.03	.14	.40	.89	1.99	2.62	1970	--	--	.04	.09	.40	1.23	2.24	--	--
0917	.02	.02	.05	.10	.34	.89	1.75	3.65	5.01	2014	.01	.01	.01	.02	.11	.44	1.21	3.01	3.75
0923	--	--	.14	.38	.61	1.47	2.96	--	--	2015	.01	.01	.01	.03	.12	.48	1.18	2.95	4.26
0926	.02	.02	.05	.10	.27	.70	1.43	2.73	3.66	2019	--	--	.07	.12	.56	1.09	2.00	--	--
0950	--	--	.04	.06	.15	.30	.64	--	--	2024	.02	.03	.06	.10	.30	.80	1.42	3.07	3.80
0996	--	--	.06	.15	.47	1.05	2.21	--	--	2042	--	--	.02	.07	.13	.23	.25	--	--
1013	.10	.10	.10	.10	.20	.50	1.23	3.73	5.63	2043	--	.01	.02	.05	.12	.27	.61	1.11	--
1017	.01	.02	.05	.10	.20	.60	1.16	2.49	3.10	2048	.02	.03	.08	.10	.20	.55	1.29	2.80	3.57
1042	--	--	.05	.34	.52	.95	2.52	--	--	2050	--	.01	.01	.02	.09	.26	1.20	2.79	--
1048	--	--	.04	.17	.35	.86	1.47	--	--	2051	--	.02	.05	.08	.20	.69	1.14	2.99	--
1053	.02	.02	.04	.07	.22	.60	1.24	2.59	3.50	2053	--	--	.02	.04	.11	.27	.99	--	--
1057	.02	.02	.05	.09	.24	.55	1.09	2.09	2.81	2073	.02	.02	.04	.09	.25	.70	1.44	3.10	4.25
1063	--	--	.05	.18	.48	.96	2.09	--	--	2082	.02	.02	.05	.10	.20	.48	.90	2.11	2.66
1068	.02	.03	.07	.10	.30	.75	1.48	2.87	3.61	2086	.02	.03	.07	.10	.30	.73	1.50	3.00	3.70
1080	.02	.02	.04	.08	.18	.40	.75	1.71	2.43	2088	--	.10	.10	.10	.30	1.05	1.70	3.59	--
1081	.02	.02	.05	.10	.30	.79	1.55	2.73	3.93	2090	.10	.10	.10	.10	.30	.70	1.40	2.90	4.14
1133	--	--	.01	.01	.08	.38	.70	--	--	2096	.02	.03	.08	.10	.30	.74	1.41	2.91	3.70
1136	.01	.01	.01	.02	.10	.38	1.06	2.71	3.67	2128	.02	.02	.05	.10	.30	.81	1.48	3.21	4.34
1138	--	--	.09	.17	.64	.93	1.58	--	--	2131	.03	.04	.10	.10	.26	.70	1.30	2.79	3.53
1139	.01	.01	.04	.08	.24	.67	1.64	3.01	3.24	2142	--	--	.07	.21	.74	1.41	2.42	--	--

Appendix 4–4.2. Empirical distribution of storm depth defined by 8-hour minimum interevent time for hourly rainfall stations in Texas—Continued.

	Depth (inches)																		
Station no.	1st percentile	2nd percentile	10th percentile	25th percentile	50th percentile (median)	75th percentile	90th percentile	98th percentile	99th percentile	Station no.	1st percentile	2nd percentile	10th percentile	25th percentile	50th percentile (median)	75th percentile	90th percentile	98th percentile	99th percentile
2160	--	--	0.01	0.03	0.12	0.39	0.64	--	--	3463	--	--	0.03	0.07	0.28	0.77	1.79	--	--
2206	0.02	0.03	.05	.10	.32	.83	1.79	3.22	4.87	3476	0.01	0.02	.04	.09	.26	.69	1.35	2.69	3.84
2238	.01	.01	.02	.03	.10	.38	.95	2.05	2.29	3485	--	--	.06	.10	.17	1.41	2.42	--	--
2240	.01	.01	.01	.04	.14	.41	.76	1.94	2.02	3507	.05	.07	.10	.10	.21	.70	1.50	3.05	3.64
2242	.01	.01	.02	.05	.23	.68	1.39	2.63	3.46	3546	.02	.03	.06	.10	.30	.86	1.65	3.42	4.21
2244	.01	.01	.02	.10	.24	.70	1.40	3.05	3.90	3547	.02	.02	.05	.11	.30	.79	1.55	2.81	3.20
2247	--	.01	.02	.05	.18	.60	1.33	3.59	--	3579	--	.03	.05	.12	.25	.95	1.65	3.32	--
2309	.03	.03	.08	.17	.42	.91	1.51	3.33	4.58	3642	.02	.03	.07	.10	.30	.80	1.55	3.14	3.91
2312	.04	.07	.10	.10	.34	.80	1.50	2.81	3.55	3646	.02	.03	.05	.11	.30	.72	1.39	2.97	4.12
2334	--	.02	.08	.17	.55	1.18	2.42	4.43	--	3668	--	--	.09	.37	.76	1.32	2.82	--	--
2336	.02	.03	.05	.15	.35	.90	1.47	2.49	3.63	3673	--	--	.04	.08	.35	1.23	1.91	--	--
2354	--	--	.04	.06	.12	.52	.76	--	--	3686	.03	.06	.10	.10	.21	.70	1.50	2.50	3.46
2355	--	.01	.03	.06	.20	.54	1.76	4.78	--	3691	.02	.03	.10	.10	.30	.70	1.40	2.90	3.40
2357	.01	.01	.01	.02	.08	.39	1.03	2.61	3.72	3734	--	--	.03	.11	.38	1.40	3.33	--	--
2360	.01	.01	.01	.03	.10	.38	1.04	2.46	3.15	3771	.10	.10	.10	.10	.20	.70	1.50	3.34	3.90
2361	.02	.02	.04	.10	.19	.50	.91	2.28	4.41	3789	.01	.01	.03	.06	.11	.24	.46	1.02	2.02
2394	.02	.02	.05	.10	.30	.77	1.50	3.06	4.13	3826	.01	.02	.06	.13	.33	.76	1.32	2.45	2.66
2404	.02	.02	.05	.10	.26	.73	1.40	2.99	3.61	3831	.02	.03	.05	.11	.31	.82	1.46	2.98	3.76
2415	.02	.03	.06	.13	.38	.93	1.75	3.49	4.21	3841	.02	.02	.05	.14	.30	.83	1.52	3.45	4.81
2462	.02	.03	.07	.12	.33	.89	1.72	3.15	3.93	3871	.02	.02	.05	.09	.25	.67	1.25	2.41	3.19
2528	.03	.03	.05	.10	.25	.67	1.43	2.57	2.77	3884	--	--	.06	.09	.24	.96	2.98	--	--
2617	.01	.01	.04	.07	.23	.52	1.07	2.75	3.50	3941	--	.01	.04	.06	.39	1.11	1.82	3.30	--
2619	.01	.02	.05	.10	.24	.56	1.06	2.22	3.78	3963	--	--	--	.03	.05	.10	--	--	--
2621	.02	.03	.05	.10	.24	.60	1.22	2.35	2.79	4040	.02	.02	.05	.10	.28	.65	1.30	2.51	3.14
2675	.02	.03	.10	.10	.29	.71	1.48	3.21	3.95	4058	--	--	.05	.08	.42	.86	2.16	--	--
2676	.10	.10	.10	.10	.20	.70	1.50	2.91	3.91	4098	.03	.04	.10	.10	.20	.40	.90	1.88	2.16
2679	.02	.02	.05	.10	.16	.50	1.21	3.00	4.07	4100	.02	.02	.05	.08	.23	.62	1.31	2.95	4.26
2715	.02	.03	.05	.10	.30	.72	1.39	2.85	3.52	4137	.10	.10	.10	.10	.30	.70	1.30	2.70	3.40
2744	.02	.03	.05	.10	.25	.62	1.20	2.50	3.14	4191	.02	.03	.05	.10	.20	.61	1.40	2.99	3.90
2758	.01	.01	.02	.04	.11	.35	1.22	3.65	4.39	4256	--	--	--	--	.00	--	--	--	--
2794	--	--	.01	.04	.16	.66	1.61	--	--	4257	.03	.05	.10	.10	.35	.90	1.70	3.41	4.36
2797	.01	.01	.01	.03	.08	.23	.52	1.19	1.61	4258	.10	.10	.10	.10	.30	.70	1.30	2.68	4.35
2811	.02	.02	.06	.10	.20	.58	1.20	2.38	3.10	4278	.02	.02	.05	.10	.30	.76	1.51	3.01	3.64
2813	--	--	.05	.09	.30	.58	1.37	--	--	4299	.01	.03	.05	.10	.25	.45	.80	1.22	1.24
2814	--	--	.01	.03	.05	.15	.96	--	--	4300	.01	.01	.01	.04	.17	.61	1.39	3.05	4.18
2815	.10	.10	.10	.10	.20	.57	1.20	2.70	3.62	4305	.01	.01	.01	.03	.15	.57	1.34	3.05	3.97
2818	.02	.02	.04	.09	.32	.72	1.37	3.20	3.49	4307	.01	.01	.01	.04	.20	.62	1.37	2.82	4.94
2986	.02	.02	.06	.13	.42	1.12	1.83	3.46	3.86	4309	.02	.02	.05	.10	.29	.81	1.63	3.43	4.56
3005	.02	.02	.07	.10	.30	.70	1.35	2.70	3.50	4311	.01	.02	.05	.10	.31	.86	1.76	3.41	4.55
3033	.02	.02	.04	.07	.14	.30	.60	1.30	1.85	4313	.01	.02	.04	.10	.26	.75	1.75	4.11	5.38
3034	--	--	--	--	.43	--	--	--	--	4319	.02	.03	.05	.11	.30	.78	1.31	2.37	3.38
3047	--	--	.03	.05	.34	.73	1.37	--	--	4329	.02	.02	.05	.11	.30	.80	1.67	3.69	4.60
3103	--	--	.10	.14	.27	.93	2.02	--	--	4331	--	--	--	--	.00	--	--	--	--
3133	.02	.03	.06	.10	.34	.80	1.52	3.30	3.95	4375	.10	.10	.10	.10	.20	.60	1.30	3.10	4.68
3156	.04	.05	.10	.10	.30	.70	1.70	4.68	5.90	4392	.01	.02	.05	.10	.35	.97	1.95	3.83	5.84
3171	.02	.03	.05	.10	.30	.77	1.50	3.07	4.06	4425	.03	.03	.08	.10	.19	.48	.95	2.00	2.57
3189	.01	.02	.03	.08	.14	.35	.74	1.48	2.39	4440	.02	.02	.04	.08	.24	.64	1.25	2.73	3.29
3260	.01	.01	.03	.08	.27	.72	1.28	2.41	3.51	4476	.03	.04	.10	.10	.30	.70	1.30	2.80	3.50
3267	.01	.01	.03	.05	.17	.56	1.05	3.47	3.88	4498	--	--	.02	.04	.14	.32	.58	--	--
3270	.05	.09	.10	.10	.20	.52	1.10	2.31	3.30	4517	.02	.02	.04	.10	.28	.73	1.35	2.75	3.43
3272	--	--	.02	.04	.09	.13	.33	--	--	4520	.10	.10	.10	.10	.20	.60	1.30	2.76	3.33
3277	--	--	.02	.02	.08	.21	.46	--	--	4525	--	--	.04	.06	.25	.78	2.44	--	--
3278	.02	.02	.05	.10	.20	.50	1.02	2.16	2.66	4563	--	--	.03	.06	.26	.61	1.68	--	--
3280	.01	.01	.03	.05	.12	.35	.77	1.90	2.39	4570	.02	.03	.07	.10	.20	.57	1.20	2.43	2.95
3281	--	--	.04	.10	.24	.50	.93	--	--	4577	.02	.03	.10	.10	.39	.88	1.60	3.22	4.08
3283	.01	.01	.01	.05	.20	.60	1.31	2.81	3.65	4591	.02	.02	.05	.10	.30	.75	1.54	3.21	3.91
3284	.01	.01	.07	.10	.28	.70	1.40	2.79	3.50	4670	.02	.02	.05	.10	.20	.55	1.19	2.46	2.93
3285	.03	.07	.10	.10	.30	.70	1.50	2.70	3.32	4671	.01	.01	.02	.04	.16	.55	.93	2.08	2.63
3329	.01	.02	.04	.09	.20	.60	1.30	2.80	3.77	4679	.03	.04	.10	.10	.24	.70	1.40	3.04	4.03
3335	.01	.02	.04	.10	.33	.86	1.75	4.29	7.40	4696	--	--	.05	.10	.27	.66	1.13	--	--
3370	.02	.02	.05	.13	.35	.87	1.63	3.39	4.04	4703	.02	.02	.05	.10	.17	.53	1.17	2.32	2.98
3410	.04	.05	.10	.10	.21	.59	1.08	2.30	3.00	4704	.02	.02	.05	.11	.32	.90	1.91	4.23	5.17
3415	.02	.03	.09	.10	.30	.70	1.40	2.79	3.70	4731	.01	.01	.01	.03	.15	.43	1.03	3.04	6.19
3430	.01	.01	.01	.04	.18	.61	1.34	3.27	4.31	4792	.10	.10	.10	.10	.30	.70	1.40	2.70	3.30
3431	.01	.01	.01	.04	.13	.57	1.34	3.52	4.71	4819	.10	.10	.10	.10	.30	.90	1.54	3.60	3.78
3441	--	--	.04	.09	.30	.75	1.63	--	--	4852	--	--	.17	.35	.50	1.07	2.38	--	--
3442	.02	.02	.04	.08	.17	.45	.95	1.95	2.50	4866	.02	.03	.07	.10	.30	.80	1.50	2.90	3.68
3446	.02	.03	.05	.10	.25	.53	1.10	2.10	2.77	4876	.10	.10	.10	.10	.30	1.00	2.02	4.22	4.61
3460	--	--	.06	.10	.41	.92	1.48	--	--	4878	.02	.02	.05	.10	.33	.86	1.76	4.08	5.10
3462	.02	.02	.06	.10	.27	.67	1.13	1.87	2.98	4880	.02	.02	.06	.10	.20	.50	1.00	2.04	2.61

Appendix 4–4.2. Empirical distribution of storm depth defined by 8-hour minimum interevent time for hourly rainfall stations in Texas—Continued.

	Depth (inches)																		
Station no.	1st percentile	2nd percentile	10th percentile	25th percentile	50th percentile (median)	75th percentile	90th percentile	98th percentile	99th percentile	Station no.	1st percentile	2nd percentile	10th percentile	25th percentile	50th percentile (median)	75th percentile	90th percentile	98th percentile	99th percentile
4920	0.02	0.03	0.07	0.10	0.20	0.62	1.34	3.03	4.01	5957	0.02	0.03	0.10	0.10	0.30	0.70	1.40	2.70	3.50
4934	--	--	--	.09	.14	.26	--	--	--	5958	.01	.01	.03	.10	.30	.65	1.27	2.37	3.14
4972	.02	.03	.07	.10	.27	.69	1.30	2.78	3.51	5973	.01	.01	.02	.04	.10	.41	1.06	2.97	3.80
4973	.02	.04	.08	.16	.45	.95	1.66	3.32	3.85	5996	.02	.03	.07	.10	.25	.70	1.30	2.77	3.65
4974	.02	.02	.05	.10	.20	.52	1.03	2.34	2.70	6017	.01	.01	.02	.05	.15	.48	1.21	2.55	2.83
4975	.10	.10	.10	.10	.40	.90	1.60	3.04	4.20	6024	.02	.02	.05	.10	.35	1.07	2.01	4.79	6.24
4978	.02	.02	.04	.07	.21	.58	1.52	3.07	5.01	6050	--	--	.10	.23	.38	1.01	1.72	--	--
4979	--	--	.06	.14	.50	1.09	2.75	--	--	6104	.02	.02	.05	.10	.18	.40	.80	1.65	2.20
4982	.02	.02	.05	.10	.26	.62	1.23	2.59	3.27	6108	.02	.03	.10	.10	.40	.90	1.76	3.39	4.60
5018	.02	.02	.05	.11	.31	.77	1.39	2.47	3.17	6136	.02	.03	.10	.10	.20	.45	.90	1.81	2.40
5048	.02	.03	.08	.10	.16	.50	1.00	2.50	3.30	6166	--	.02	.04	.05	.14	.40	1.06	1.93	--
5049	.10	.10	.10	.10	.20	.50	.86	4.09	4.97	6176	.01	.02	.04	.11	.33	.80	1.84	3.92	5.26
5056	--	--	--	.20	.37	.69	--	--	--	6177	.02	.03	.10	.10	.31	.84	1.70	3.50	4.44
5057	.01	.01	.01	.03	.09	.30	.90	2.24	3.07	6210	.02	.03	.10	.10	.30	.80	1.50	3.16	4.20
5060	.01	.01	.02	.05	.15	.56	1.29	3.59	6.09	6211	.01	.01	.03	.07	.25	.80	1.48	3.05	4.18
5081	.02	.02	.05	.10	.35	.85	1.59	2.98	3.91	6270	.10	.10	.10	.10	.40	.90	1.70	3.60	4.36
5094	.02	.03	.10	.10	.30	.75	1.50	3.20	3.80	6275	--	--	--	--	.00	--	--	--	--
5113	.02	.02	.06	.10	.20	.60	1.36	3.10	3.90	6276	--	--	.09	.18	.46	1.32	2.27	--	--
5114	--	--	--	--	.00	--	--	--	--	6335	.02	.02	.05	.10	.32	.84	1.51	2.90	3.45
5123	--	--	.07	.19	.32	.93	1.97	--	--	6434	--	--	.05	.10	.32	.73	1.47	--	--
5192	.02	.02	.06	.10	.30	.80	1.59	3.10	3.71	6504	.02	.03	.07	.10	.20	.50	1.00	2.10	2.90
5193	.02	.02	.05	.10	.25	.70	1.45	3.00	3.83	6558	--	--	.05	.06	.41	.88	1.69	--	--
5224	.01	.02	.04	.10	.33	.93	1.70	3.76	4.63	6615	.09	.10	.10	.10	.20	.50	1.20	2.50	3.78
5228	.01	.02	.04	.09	.26	.78	1.59	2.92	3.56	6660	.02	.02	.05	.10	.30	.75	1.51	3.53	3.78
5235	--	--	.02	.05	.21	.71	1.65	--	--	6663	.01	.01	.03	.10	.20	.57	1.35	2.80	3.09
5247	.02	.03	.08	.10	.20	.50	1.02	2.00	2.60	6734	.01	.01	.04	.07	.20	.55	1.05	2.32	3.15
5258	.02	.02	.05	.10	.30	.78	1.52	3.16	3.77	6736	.02	.03	.09	.10	.20	.53	1.10	2.40	3.20
5303	.01	.02	.05	.08	.22	.62	1.29	2.93	4.28	6740	--	--	.10	.32	.82	1.54	3.31	--	--
5312	.03	.04	.10	.10	.20	.60	1.23	2.60	3.50	6750	.01	.01	.01	.04	.23	.62	1.52	3.36	8.80
5341	--	--	.07	.18	.34	1.21	1.71	--	--	6757	.01	.01	.04	.10	.28	.80	1.50	3.15	3.89
5342	--	--	--	--	.00	--	--	--	--	6775	.01	.01	.03	.06	.20	.50	.98	2.10	2.88
5348	.03	.05	.10	.10	.30	.90	1.70	3.30	3.74	6776	.02	.03	.08	.10	.20	.50	1.00	2.13	2.80
5358	.02	.02	.05	.10	.23	.60	1.22	2.44	2.95	6788	.02	.02	.05	.12	.42	.83	1.67	3.59	4.59
5398	.02	.02	.05	.10	.31	.81	1.60	3.20	4.11	6792	.02	.02	.06	.10	.20	.40	.80	1.60	1.99
5410	.02	.02	.06	.10	.20	.50	1.00	2.27	3.09	6794	--	--	.06	.21	.55	1.45	2.84	--	--
5411	.01	.01	.01	.03	.13	.39	.88	2.00	2.78	6834	.10	.10	.10	.10	.40	.90	1.70	3.30	4.20
5424	.01	.01	.01	.03	.17	.70	1.67	2.95	3.67	6893	.02	.03	.08	.10	.15	.40	.70	1.70	2.40
5429	.02	.02	.03	.08	.20	.62	1.39	2.79	4.31	6935	.03	.04	.10	.10	.20	.50	.93	2.04	3.10
5431	--	--	.13	.25	.46	.96	2.69	--	--	6981	.02	.02	.05	.11	.28	.72	1.46	3.57	4.63
5461	.02	.02	.05	.11	.34	.90	1.70	3.51	4.24	7020	.01	.01	.03	.07	.28	.84	1.68	3.22	5.63
5463	.10	.10	.10	.10	.30	.80	1.70	3.22	4.35	7060	.02	.03	.10	.10	.20	.53	1.22	2.30	2.89
5471	--	--	.01	.02	.05	.10	.43	--	--	7066	.02	.03	.08	.10	.34	.87	1.70	3.26	4.12
5477	--	--	.08	.15	.26	.54	1.24	--	--	7074	.02	.02	.05	.10	.20	.49	.90	2.30	2.89
5528	.02	.03	.06	.14	.36	.90	1.61	3.30	4.00	7097	.02	.02	.05	.11	.25	.56	1.62	3.26	3.54
5579	--	--	--	--	.55	--	--	--	--	7116	.02	.02	.04	.08	.23	.55	1.05	2.42	3.38
5580	--	--	.05	.11	.42	.84	1.39	--	--	7140	.01	.02	.04	.10	.24	.73	1.65	3.98	5.32
5589	.01	.01	.02	.05	.15	.39	.69	1.21	1.45	7173	.01	.01	.01	.04	.19	.68	1.66	4.64	5.86
5590	.01	.02	.03	.07	.15	.39	.88	1.43	1.89	7174	.01	.01	.01	.05	.21	.70	1.54	3.77	5.14
5591	.02	.02	.05	.09	.20	.47	.80	1.50	1.69	7213	.02	.02	.05	.10	.30	.78	1.55	3.30	4.22
5592	.02	.02	.04	.06	.15	.36	.66	1.60	1.90	7243	.02	.03	.09	.10	.20	.60	1.20	2.57	3.10
5594	.02	.02	.04	.07	.16	.39	.75	1.79	1.92	7262	.01	.01	.02	.04	.10	.25	.52	1.03	1.11
5595	--	--	--	--	.03	--	--	--	--	7274	.04	.04	.10	.15	.36	.79	1.40	3.38	4.12
5596	.10	.10	.10	.10	.20	.40	.90	1.73	2.10	7300	.02	.02	.05	.10	.28	.73	1.35	2.80	3.34
5600	.01	.02	.04	.08	.17	.41	.77	1.91	2.47	7311	--	--	.10	.14	.28	.71	1.77	--	--
5618	--	--	.05	.11	.29	.84	1.56	--	--	7363	--	--	.04	.10	.45	.94	1.46	--	--
5650	--	--	.09	.23	.45	.61	1.53	--	--	7422	.02	.02	.05	.10	.21	.67	1.35	3.04	4.04
5656	.08	.10	.10	.10	.20	.50	1.10	2.39	3.12	7431	.02	.02	.05	.10	.20	.50	1.00	2.19	2.94
5658	.02	.02	.04	.08	.20	.54	1.10	2.33	3.40	7481	.02	.02	.05	.10	.13	.36	.80	1.99	2.60
5661	.10	.10	.10	.10	.20	.60	1.29	4.32	6.01	7497	.10	.10	.10	.10	.28	.70	1.40	2.90	3.54
5666	--	--	.05	.09	.27	.59	1.27	--	--	7498	.07	.09	.10	.10	.30	.70	1.40	2.66	4.99
5695	.02	.03	.05	.10	.35	.80	1.51	3.11	3.90	7499	.04	.05	.10	.10	.30	.70	1.30	2.57	3.52
5742	--	--	.03	.05	.09	.34	.75	--	--	7531	.02	.03	.05	.10	.34	.71	1.56	2.32	3.18
5766	--	--	.05	.12	.27	.73	2.42	--	--	7534	.01	.02	.04	.08	.25	.68	1.29	3.24	3.88
5770	.02	.03	.06	.10	.20	.53	1.10	2.30	3.02	7556	.02	.04	.10	.10	.30	.70	1.40	2.93	3.94
5775	--	--	.05	.06	.18	.70	.92	--	--	7594	.02	.02	.05	.11	.35	.89	1.72	3.40	4.20
5779	--	--	.04	.13	.35	.72	2.27	--	--	7596	.01	.02	.04	.09	.34	1.05	1.91	3.28	3.94
5840	.02	.02	.05	.10	.29	.73	1.52	2.80	3.55	7608	.01	.01	.02	.06	.22	.68	1.42	2.86	3.55
5890	.01	.01	.01	.03	.11	.36	.85	2.02	2.49	7622	--	--	.01	.01	.04	.18	.71	--	--
5891	.02	.02	.05	.09	.23	.50	.92	1.81	2.04	7700	.01	.02	.04	.09	.28	.77	1.56	3.45	4.21
5897	.10	.10	.10	.10	.30	.70	1.50	3.20	3.90	7706	.02	.02	.05	.10	.20	.60	1.20	2.56	3.33

Appendix 4–4.2. Empirical distribution of storm depth defined by 8-hour minimum interevent time for hourly rainfall stations in Texas—Continued.

	Depth (inches)																		
Station no.	1st percentile	2nd percentile	10th percentile	25th percentile	50th percentile (median)	75th percentile	90th percentile	98th percentile	99th percentile	Station no.	1st percentile	2nd percentile	10th percentile	25th percentile	50th percentile (median)	75th percentile	90th percentile	98th percentile	99th percentile
7718	0.01	0.02	0.05	0.10	0.25	0.65	1.62	3.31	4.52	8910	--	--	0.05	0.12	0.39	1.13	1.89	--	--
7745	.01	.02	.04	.09	.29	.83	1.74	3.91	5.14	8911	0.01	0.01	.03	.06	.21	.62	1.32	2.79	3.50
7922	.01	.01	.02	.05	.12	.29	.65	1.18	1.89	8924	.02	.02	.05	.08	.18	.35	.77	1.43	1.77
7936	.03	.03	.10	.10	.32	.90	1.65	3.43	4.55	8929	--	--	.05	.12	.36	1.60	2.26	--	--
7943	.01	.01	.01	.04	.13	.43	1.01	2.15	2.78	8942	.03	.06	.10	.10	.30	.80	1.70	3.43	4.53
7944	--	.01	.01	.03	.12	.40	1.33	2.48	--	8944	.01	.02	.03	.09	.27	.75	1.44	2.93	4.03
7945	.01	.01	.01	.03	.12	.48	1.09	2.83	3.83	8996	.01	.02	.04	.08	.25	.71	1.48	3.13	3.89
7947	.03	.04	.10	.10	.23	.72	1.50	4.06	4.94	9014	--	--	.11	.23	.50	.99	1.85	--	--
7948	.01	.02	.03	.07	.20	.60	1.39	3.23	4.10	9037	.02	.02	.04	.07	.15	.35	.76	1.67	2.30
7951	.02	.02	.05	.12	.34	.82	1.57	2.80	3.37	9106	.01	.02	.03	.05	.12	.33	.61	1.95	2.46
7953	.01	.02	.03	.05	.19	.58	1.20	2.98	3.06	9107	--	--	.03	.06	.14	.48	.80	--	--
7981	.02	.02	.03	.06	.23	.60	1.57	2.94	3.54	9129	.01	.01	.02	.05	.10	.34	.83	2.89	3.28
7990	.01	.01	.02	.04	.15	.50	.99	3.50	4.65	9163	.02	.03	.06	.10	.26	.63	1.30	2.70	3.31
7992	--	--	.09	.10	.28	.93	1.79	--	--	9213	.01	.01	.02	.05	.23	.65	1.27	2.30	4.31
7997	.01	.02	.04	.07	.23	.56	1.38	2.45	2.61	9214	--	--	.11	.23	.35	1.41	1.89	--	--
7999	--	--	.02	.03	.16	.32	.93	--	--	9222	.01	.01	.02	.06	.22	.66	1.28	2.83	3.94
8022	--	.01	.05	.05	.16	.60	1.12	2.27	--	9248	.02	.02	.05	.10	.20	.58	1.17	2.10	2.25
8023	.02	.03	.06	.10	.20	.50	1.10	2.38	3.09	9266	--	.02	.04	.11	.25	.77	1.34	2.68	--
8047	.02	.03	.06	.10	.28	.70	1.35	2.71	3.44	9270	.03	.03	.09	.10	.15	.38	.78	1.60	2.10
8060	.01	.01	.03	.05	.15	.43	1.35	2.80	3.19	9295	.01	.01	.02	.03	.10	.24	.50	1.19	1.38
8062	--	--	.02	.04	.24	.86	2.23	--	--	9304	--	--	--	.10	.17	.26	--	--	--
8068	--	--	.02	.04	.10	.31	.90	--	--	9307	.03	.03	.08	.12	.30	.70	1.27	2.49	3.33
8081	.02	.02	.05	.10	.20	.60	1.30	2.98	4.34	9328	.02	.02	.04	.08	.21	.60	1.18	1.97	2.89
8089	--	--	.03	.08	.20	.80	1.19	--	--	9329	--	--	.02	.06	.17	.97	1.23	--	--
8221	--	--	.10	.20	.55	.88	2.06	--	--	9345	--	--	--	--	.70	--	--	--	--
8252	.02	.02	.06	.10	.20	.50	1.07	2.20	2.87	9363	.01	.01	.01	.04	.13	.46	1.02	2.77	3.52
8265	.02	.02	.05	.09	.26	.75	1.65	3.46	6.06	9364	.01	.01	.01	.04	.15	.53	1.27	3.00	4.09
8289	--	.02	.04	.14	.39	.77	1.00	1.52	--	9365	--	--	.05	.08	.11	.30	.67	--	--
8305	.02	.02	.05	.10	.12	.30	.69	1.40	1.90	9371	.02	.03	.05	.10	.27	.75	1.45	2.60	2.81
8335	.02	.02	.05	.12	.37	.90	1.73	3.43	4.30	9417	.01	.02	.04	.10	.27	.74	1.48	2.84	3.34
8400	.02	.02	.03	.08	.17	.40	.80	2.11	3.11	9419	.01	.01	.01	.04	.17	.60	1.30	2.70	3.32
8445	.02	.02	.04	.08	.25	.73	1.58	3.41	4.36	9435	--	.03	.06	.10	.25	.60	1.04	2.64	--
8446	.02	.02	.10	.10	.23	.67	1.40	2.73	3.40	9491	.02	.02	.06	.10	.30	.77	1.54	3.00	3.72
8451	.01	.02	.04	.08	.20	.58	1.08	2.34	3.27	9499	.02	.03	.10	.10	.20	.60	1.20	2.40	3.20
8531	.02	.03	.05	.11	.30	.75	1.40	2.79	3.43	9522	--	--	.05	.20	.40	1.68	2.92	--	--
8541	.01	.01	.05	.12	.34	.73	1.34	2.98	3.90	9527	.03	.04	.10	.10	.20	.50	1.00	2.00	2.40
8544	.03	.04	.09	.10	.28	.75	1.51	3.39	4.59	9532	.02	.02	.07	.10	.28	.70	1.31	2.83	3.93
8545	--	--	.02	.07	.23	.42	.61	--	--	9544	--	--	--	.11	.13	2.95	--	--	--
8563	.10	.10	.10	.10	.30	.80	1.44	3.25	4.20	9565	.02	.03	.08	.10	.25	.60	1.29	2.54	3.61
8566	.01	.02	.04	.09	.23	.61	1.20	2.38	2.68	9570	.10	.10	.10	.10	.20	.50	1.19	2.35	3.20
8583	.10	.10	.10	.10	.20	.60	1.20	2.30	2.80	9574	--	--	.10	.10	.20	.60	1.50	--	--
8584	.02	.03	.09	.10	.27	.74	1.39	2.70	3.20	9588	.01	.02	.05	.10	.20	.50	1.20	2.89	3.70
8623	.04	.05	.10	.10	.30	.70	1.40	2.70	3.30	9665	.02	.03	.07	.10	.30	.80	1.57	3.20	4.40
8625	.02	.02	.05	.10	.26	.72	1.32	2.85	3.69	9715	.02	.02	.06	.10	.30	.79	1.40	2.80	3.65
8630	.02	.03	.06	.10	.21	.57	1.19	2.21	2.52	9729	.01	.01	.02	.05	.19	.60	1.25	2.58	3.20
8631	.02	.02	.05	.10	.25	.57	1.30	2.57	3.53	9772	.01	.02	.04	.07	.22	.65	1.45	3.77	4.90
8646	.02	.02	.05	.10	.29	.73	1.42	2.74	3.35	9814	--	--	.04	.10	.36	.88	1.67	--	--
8647	.02	.03	.09	.10	.20	.50	.95	2.14	2.70	9815	.02	.03	.06	.10	.26	.71	1.50	2.94	4.15
8677	.01	.02	.05	.12	.25	.65	1.29	2.61	3.08	9816	--	.01	.04	.07	.26	.76	1.29	4.27	--
8696	--	--	.06	.10	.42	.96	1.44	--	--	9817	.03	.05	.10	.10	.29	.70	1.25	2.60	3.33
8743	.02	.02	.07	.10	.31	.85	1.62	3.69	4.46	9829	.02	.02	.05	.10	.14	.40	.84	1.90	2.32
8761	.02	.03	.10	.10	.20	.49	.90	1.99	2.90	9830	.01	.01	.03	.05	.11	.38	.74	1.36	2.21
8778	.03	.04	.10	.10	.30	.80	1.50	3.10	3.75	9858	.02	.02	.05	.10	.24	.55	1.04	2.29	2.71
8845	.02	.03	.07	.10	.20	.68	1.42	3.18	4.15	9893	.02	.02	.05	.10	.25	.67	1.30	2.60	3.51
8859	.02	.02	.05	.13	.35	.93	1.64	3.19	3.88	9916	.02	.04	.10	.10	.39	.90	1.71	3.47	4.10
8898	.02	.03	.05	.12	.34	.78	1.59	3.71	4.25	9976	.02	.02	.05	.10	.20	.56	1.22	2.59	3.32
8908	--	--	.04	.10	.22	.62	1.33	--	--										

Appendix 4–4.3. Empirical distribution of storm depth defined by 12-hour minimum interevent time for hourly rainfall stations in Texas.

[--, not available]

	Depth (inches)																		
Station no.	1st percentile	2nd percentile	10th percentile	25th percentile	50th percentile (median)	75th percentile	90th percentile	98th percentile	99th percentile	Station no.	1st percentile	2nd percentile	10th percentile	25th percentile	50th percentile (median)	75th percentile	90th percentile	98th percentile	99th percentile
0015	--	--	--	0.02	0.03	0.13	--	--	--	1154	0.01	0.01	0.01	0.04	0.16	0.55	1.21	3.16	3.34
0016	0.01	0.01	0.02	.05	.19	.58	1.20	2.45	3.09	1165	.01	.02	.03	.08	.23	.65	1.27	2.34	2.91
0050	.02	.02	.05	.11	.31	.81	1.45	2.51	3.09	1185	.02	.03	.05	.10	.22	.52	1.05	1.89	2.39
0054	--	.02	.03	.05	.17	.48	1.23	1.86	--	1186	.01	.01	.03	.09	.21	.62	1.58	3.79	5.24
0120	--	--	.04	.21	.71	1.48	2.28	--	--	1188	--	--	.03	.09	.20	.59	1.47	--	--
0145	.01	.01	.02	.03	.13	.38	1.19	2.22	5.29	1245	--	--	.03	.09	.43	1.12	1.66	--	--
0146	--	--	.02	.08	.25	.61	1.08	--	--	1246	.10	.10	.10	.10	.30	.80	1.40	3.30	4.52
0174	.03	.04	.10	.10	.20	.44	.82	2.10	2.60	1267	.01	.01	.03	.06	.19	.53	1.00	2.60	3.34
0178	--	--	.04	.05	.14	.30	.99	--	--	1304	.02	.02	.05	.10	.29	.70	1.45	3.05	4.39
0179	.02	.02	.04	.06	.15	.43	.92	1.58	1.75	1325	.02	.02	.05	.10	.28	.85	1.74	3.75	5.03
0202	.10	.10	.10	.10	.20	.80	1.40	2.76	3.49	1429	.02	.02	.05	.10	.28	.70	1.50	3.30	3.84
0206	.04	.05	.10	.10	.35	.80	1.50	2.99	3.79	1431	.02	.02	.05	.10	.30	.83	1.64	3.55	4.33
0208	--	--	--	--	.19	--	--	--	--	1432	.02	.02	.04	.10	.31	.84	1.73	3.30	4.33
0211	.01	.01	.01	.04	.14	.44	.95	2.08	2.81	1433	.02	.02	.05	.12	.34	.80	1.62	3.57	4.33
0244	--	.02	.03	.08	.33	.96	1.34	2.53	--	1434	.02	.03	.06	.11	.30	.82	1.60	3.29	3.96
0248	.02	.03	.06	.10	.20	.50	.99	2.20	2.76	1435	.02	.02	.05	.10	.33	.85	1.75	3.30	4.16
0262	.02	.03	.06	.10	.35	.90	1.70	3.38	4.38	1436	.02	.02	.05	.11	.34	.83	1.69	3.60	4.50
0271	--	--	.06	.25	.60	1.24	2.57	--	--	1437	--	--	.02	.03	.11	.70	1.94	--	--
0380	.02	.02	.05	.10	.30	.82	1.75	4.58	6.50	1438	.02	.02	.05	.10	.32	.84	1.75	3.21	4.02
0394	--	--	--	.15	.33	.81	--	--	--	1462	--	--	--	--	.00	--	--	--	--
0408	--	--	.04	.22	.86	1.69	2.84	--	--	1492	.03	.04	.10	.10	.29	.70	1.40	3.02	4.27
0427	--	.10	.10	.10	.20	.70	1.56	3.88	--	1500	--	--	.05	.10	.26	1.32	1.64	--	--
0428	.01	.01	.01	.04	.17	.60	1.38	3.12	3.97	1528	.03	.03	.09	.10	.20	.70	1.40	3.00	3.75
0429	.01	.01	.01	.05	.24	.70	1.69	3.84	6.05	1541	--	.10	.10	.10	.30	1.10	1.74	4.00	--
0463	.03	.03	.08	.12	.30	.68	1.16	3.60	4.31	1569	.01	.01	.02	.07	.24	.65	1.32	3.08	7.26
0493	--	--	.18	.38	.65	1.11	1.86	--	--	1632	--	--	--	.05	.50	.90	--	--	--
0495	.01	.02	.03	.08	.20	.47	.82	1.81	2.08	1641	.02	.03	.05	.10	.26	.62	1.14	2.15	2.70
0496	--	--	.02	.05	.15	.32	.67	--	--	1646	.03	.04	.10	.10	.20	.50	1.10	2.10	2.84
0498	--	--	.03	.06	.20	.26	.30	--	--	1663	--	--	.10	.10	.35	1.12	2.55	--	--
0509	.02	.03	.07	.10	.30	.77	1.59	3.46	4.30	1671	.03	.03	.08	.10	.30	.77	1.60	3.35	4.44
0518	.02	.03	.10	.10	.30	.80	1.52	3.30	4.28	1680	.02	.02	.05	.11	.30	.78	1.52	3.01	3.73
0521	--	--	.04	.14	.33	.55	1.69	--	--	1694	.10	.10	.10	.10	.30	.80	1.40	2.50	3.14
0556	.02	.03	.05	.12	.26	.67	1.44	2.69	5.16	1696	.02	.02	.05	.09	.27	.65	1.17	2.61	3.02
0569	.02	.03	.09	.10	.30	.85	1.80	4.03	5.66	1697	--	.03	.05	.10	.22	.58	1.35	2.71	--
0572	.02	.02	.05	.10	.28	.78	1.58	3.35	4.32	1698	.01	.02	.10	.10	.20	.60	1.10	2.71	3.40
0576	.01	.01	.03	.05	.18	.60	1.15	4.38	6.46	1720	.10	.10	.10	.10	.20	.60	1.60	3.07	3.45
0580	.01	.02	.05	.10	.25	.70	1.60	4.02	5.45	1761	.01	.01	.01	.05	.18	.49	.97	1.61	2.31
0587	.01	.02	.04	.09	.28	.89	1.66	3.73	5.48	1773	.03	.05	.10	.10	.40	.98	1.80	3.62	4.50
0605	.02	.04	.10	.20	.52	.89	1.54	3.08	3.36	1810	--	--	.03	.10	.23	.51	1.34	--	--
0639	.03	.04	.10	.10	.25	.67	1.50	3.08	4.04	1823	--	--	.05	.08	.33	1.47	2.08	--	--
0655	--	--	--	--	.00	--	--	--	--	1870	.02	.02	.05	.10	.32	.85	1.77	2.71	3.27
0665	.01	.02	.04	.10	.30	.80	1.58	3.34	4.16	1875	--	--	.18	.27	.75	1.40	2.53	--	--
0689	.02	.02	.05	.10	.26	.70	1.50	3.43	4.35	1876	--	--	.05	.10	.38	.82	1.90	--	--
0690	.10	.10	.10	.10	.20	.60	1.30	2.60	3.66	1889	.01	.01	.01	.04	.19	.69	1.36	3.33	3.99
0691	.02	.02	.04	.10	.29	.77	1.54	2.87	3.80	1903	.10	.10	.10	.10	.20	.60	1.10	2.10	3.50
0708	.10	.10	.10	.10	.30	.60	1.30	3.98	4.52	1914	--	--	.10	.18	.39	1.03	1.37	--	--
0738	.02	.02	.05	.12	.35	.82	1.60	3.20	4.19	1920	.02	.03	.07	.13	.36	.88	1.50	3.14	4.53
0776	.02	.02	.05	.10	.20	.57	1.18	2.51	3.30	1921	.03	.04	.10	.10	.39	.91	1.70	3.69	4.71
0779	.10	.10	.10	.10	.20	.50	1.08	2.53	3.00	1937	.02	.03	.06	.14	.40	.94	1.65	3.80	4.56
0784	.02	.02	.07	.10	.20	.50	1.10	2.55	3.20	1956	.02	.02	.06	.10	.32	.86	1.64	3.41	4.63
0786	.01	.01	.02	.04	.15	.44	1.04	2.31	2.99	1970	--	--	.04	.09	.47	1.26	2.65	--	--
0917	.02	.03	.05	.12	.36	.95	1.86	3.89	5.21	2014	.01	.01	.01	.03	.11	.50	1.34	3.12	4.06
0923	--	--	.14	.38	.61	1.47	2.96	--	--	2015	.01	.01	.01	.03	.14	.52	1.32	3.44	4.70
0926	.02	.03	.06	.10	.30	.77	1.55	3.01	3.70	2019	--	--	.06	.12	.67	1.43	2.03	--	--
0950	--	--	.04	.06	.16	.30	.67	--	--	2024	.02	.03	.07	.12	.35	.85	1.53	3.26	4.17
0996	--	--	.06	.14	.49	1.09	3.19	--	--	2042	--	--	.02	.07	.17	.25	.28	--	--
1013	.10	.10	.10	.10	.20	.50	1.40	3.62	6.51	2043	--	.01	.02	.05	.12	.32	.77	1.23	--
1017	.01	.02	.06	.10	.23	.66	1.26	2.64	3.49	2048	.03	.03	.09	.10	.20	.60	1.39	2.91	4.41
1042	--	--	.30	.40	.84	1.44	3.19	--	--	2050	--	.01	.01	.02	.09	.32	1.20	4.41	--
1048	--	--	.04	.17	.35	.86	1.47	--	--	2051	--	.02	.05	.09	.26	.69	1.15	3.04	--
1053	.02	.02	.05	.09	.25	.65	1.39	3.12	3.68	2053	--	--	.02	.04	.11	.27	.99	--	--
1057	.02	.02	.05	.10	.26	.61	1.16	2.21	2.98	2073	.02	.02	.05	.09	.29	.75	1.47	3.45	4.94
1063	--	--	.07	.20	.69	1.10	2.85	--	--	2082	.02	.02	.05	.10	.20	.50	1.00	2.15	2.81
1068	.03	.03	.08	.10	.35	.81	1.60	3.05	3.96	2086	.02	.03	.08	.10	.31	.81	1.60	3.11	4.07
1080	.02	.03	.05	.10	.20	.41	.82	1.79	2.49	2088	--	--	.10	.10	.40	1.25	1.70	--	--
1081	.02	.02	.05	.12	.35	.85	1.67	3.07	4.00	2090	.10	.10	.10	.10	.30	.80	1.40	3.00	4.50
1133	--	--	.01	.01	.08	.40	.79	--	--	2096	.03	.03	.09	.10	.31	.80	1.50	3.15	4.00
1136	.01	.01	.01	.03	.11	.42	1.16	3.00	4.02	2128	.02	.02	.05	.11	.36	.90	1.57	3.60	4.49
1138	--	--	.09	.15	.67	1.26	1.61	--	--	2131	.03	.04	.10	.10	.30	.70	1.40	3.00	3.67
1139	--	.02	.04	.10	.32	.80	1.73	3.06	--	2142	--	--	.14	.23	.81	1.47	2.43	--	--

Appendix 4–4.3. Empirical distribution of storm depth defined by 12-hour minimum interevent time for hourly rainfall stations in Texas—Continued.

	Depth (inches)																		
Station no.	1st percentile	2nd percentile	10th percentile	25th percentile	50th percentile (median)	75th percentile	90th percentile	98th percentile	99th percentile	Station no.	1st percentile	2nd percentile	10th percentile	25th percentile	50th percentile (median)	75th percentile	90th percentile	98th percentile	99th percentile
2160	--	--	0.01	0.03	0.13	0.33	0.91	--	--	3463	--	--	0.03	0.07	0.28	0.89	1.85	--	--
2206	0.02	0.03	.05	.11	.35	.88	1.88	3.39	5.87	3476	0.02	0.02	.04	.10	.27	.76	1.46	2.96	3.92
2238	.01	.01	.02	.03	.14	.44	1.02	2.05	2.32	3485	--	--	.10	.10	.42	1.67	2.51	--	--
2240	--	.01	.02	.04	.17	.41	.98	1.95	--	3507	.06	.08	.10	.10	.30	.80	1.70	3.34	3.92
2242	.01	.01	.02	.06	.26	.78	1.48	3.05	3.66	3546	.02	.03	.07	.11	.38	.95	1.80	3.65	4.60
2244	.01	.01	.03	.10	.30	.77	1.60	3.20	4.34	3547	.02	.02	.05	.12	.35	.89	1.72	3.05	3.21
2247	--	.01	.02	.05	.23	.65	1.35	3.67	--	3579	--	.03	.06	.12	.25	.97	1.67	3.35	--
2309	.03	.04	.10	.20	.47	1.00	1.71	3.57	4.71	3642	.02	.03	.09	.10	.31	.81	1.65	3.49	4.49
2312	.05	.10	.10	.10	.40	.90	1.60	3.00	3.92	3646	.02	.03	.06	.12	.33	.78	1.48	3.18	4.18
2334	--	.03	.08	.21	.60	1.28	2.59	4.50	--	3668	--	--	.34	.50	.89	1.81	3.26	--	--
2336	.02	.03	.05	.15	.37	.91	1.49	2.60	3.65	3673	--	--	.04	.08	.40	1.58	2.27	--	--
2354	--	--	.05	.08	.14	.54	1.01	--	--	3686	.04	.07	.10	.10	.30	.80	1.61	2.75	3.50
2355	--	.01	.03	.07	.25	.59	2.08	4.85	--	3691	.02	.03	.10	.10	.30	.80	1.50	3.09	3.90
2357	.01	.01	.01	.02	.09	.43	1.09	3.05	4.36	3734	--	--	.03	.16	.55	1.75	3.54	--	--
2360	.01	.01	.01	.03	.11	.44	1.10	2.67	3.33	3771	.10	.10	.10	.10	.30	.80	1.60	3.50	4.18
2361	.02	.02	.04	.10	.20	.60	.95	2.31	6.25	3789	.01	.01	.03	.07	.11	.27	.48	1.17	2.10
2394	.02	.02	.05	.10	.32	.83	1.60	3.40	4.70	3826	.01	.03	.06	.15	.33	.85	1.41	2.63	3.29
2404	.02	.02	.05	.10	.30	.80	1.55	3.15	3.80	3831	.03	.03	.05	.14	.36	.95	1.64	3.02	5.11
2415	.02	.03	.07	.15	.41	1.00	1.89	3.74	4.90	3841	.02	.02	.05	.15	.30	.91	1.69	3.85	5.03
2462	.03	.03	.07	.13	.38	.94	1.80	3.28	4.14	3871	.02	.03	.05	.10	.30	.70	1.35	2.86	3.61
2528	.03	.03	.05	.10	.27	.74	1.64	2.68	2.78	3884	--	--	.06	.10	.30	1.28	3.19	--	--
2617	.01	.02	.04	.08	.25	.56	1.14	3.07	3.99	3941	--	.01	.04	.08	.44	1.23	2.09	4.64	--
2619	.02	.03	.05	.13	.27	.65	1.13	2.29	3.82	3963	--	--	--	.03	.05	.10	--	--	--
2621	.02	.03	.06	.10	.27	.63	1.30	2.46	3.08	4040	.02	.03	.05	.11	.30	.67	1.33	2.66	3.55
2675	.03	.04	.10	.10	.30	.80	1.50	3.40	4.29	4058	--	--	.06	.09	.47	.88	1.76	--	--
2676	.10	.10	.10	.10	.30	.80	1.70	3.00	4.04	4098	.03	.04	.10	.10	.20	.50	.94	1.93	2.31
2679	.02	.02	.05	.10	.20	.60	1.40	3.09	4.30	4100	.02	.02	.05	.10	.25	.65	1.34	3.24	4.86
2715	.02	.03	.06	.10	.33	.79	1.47	2.95	3.60	4137	.10	.10	.10	.10	.30	.80	1.50	2.90	3.75
2744	.02	.03	.06	.10	.29	.70	1.30	2.73	3.37	4191	.02	.03	.06	.10	.24	.70	1.50	3.22	4.31
2758	.01	.02	.02	.05	.14	.40	1.25	4.04	4.44	4256	--	--	--	--	.00	--	--	--	--
2794	--	--	.01	.04	.16	.66	1.61	--	--	4257	.04	.05	.10	.10	.40	.97	1.84	3.79	4.50
2797	.01	.01	.01	.03	.08	.25	.54	1.29	1.70	4258	.10	.10	.10	.10	.30	.82	1.40	3.27	5.01
2811	.02	.02	.06	.10	.20	.60	1.30	2.70	3.30	4278	.02	.02	.05	.11	.31	.84	1.63	3.19	3.82
2813	--	--	.05	.15	.35	.60	1.58	--	--	4299	.02	.03	.06	.10	.25	.46	.81	1.24	1.46
2814	--	--	.01	.03	.05	.15	.96	--	--	4300	.01	.01	.01	.05	.21	.68	1.50	3.45	4.88
2815	.10	.10	.10	.10	.30	.60	1.30	2.72	3.82	4305	.01	.01	.01	.04	.18	.65	1.45	3.34	4.55
2818	.02	.02	.04	.10	.35	.78	1.49	3.29	3.78	4307	.01	.01	.01	.04	.23	.74	1.61	3.53	5.88
2986	.02	.02	.07	.16	.46	1.20	2.03	3.55	4.08	4309	.02	.02	.05	.10	.32	.87	1.75	3.62	4.87
3005	.02	.03	.08	.10	.30	.80	1.41	2.88	3.68	4311	.02	.02	.05	.11	.35	.95	1.90	3.75	4.78
3033	.02	.02	.04	.08	.14	.31	.62	1.30	1.88	4313	.02	.02	.05	.11	.30	.81	1.92	4.17	6.48
3034	--	--	--	--	.43	--	--	--	--	4319	--	.03	.05	.12	.30	.81	1.32	3.10	--
3047	--	--	.03	.06	.34	.74	1.42	--	--	4329	.02	.02	.05	.12	.35	.85	1.80	3.90	4.88
3103	--	--	.09	.14	.26	.98	2.04	--	--	4331	--	--	--	--	.00	--	--	--	--
3133	.02	.03	.07	.12	.40	.87	1.63	3.40	4.40	4375	.10	.10	.10	.10	.30	.70	1.40	3.30	4.80
3156	.04	.05	.10	.10	.37	.88	1.84	5.47	5.93	4392	.02	.02	.05	.13	.40	1.05	2.07	3.92	6.30
3171	.02	.03	.06	.11	.33	.82	1.61	3.27	4.24	4425	.03	.03	.09	.10	.20	.50	1.00	2.10	2.76
3189	.01	.02	.04	.09	.16	.40	.84	1.65	2.46	4440	.02	.02	.04	.09	.26	.70	1.34	2.91	3.89
3260	.01	.01	.03	.09	.30	.79	1.35	2.55	3.65	4476	.03	.05	.10	.10	.30	.77	1.45	2.98	3.70
3267	.01	.01	.03	.05	.17	.58	1.09	3.70	4.13	4498	--	--	.02	.06	.17	.38	.60	--	--
3270	.05	.10	.10	.10	.20	.60	1.20	2.43	3.40	4517	.02	.02	.05	.10	.31	.79	1.53	3.01	3.67
3272	--	--	.02	.04	.07	.13	.33	--	--	4520	.10	.10	.10	.10	.30	.70	1.50	3.11	3.65
3277	--	--	.02	.02	.06	.22	.58	--	--	4525	--	--	.04	.07	.26	.78	2.63	--	--
3278	.02	.03	.05	.10	.20	.56	1.10	2.20	2.68	4563	--	--	.04	.07	.34	.65	1.81	--	--
3280	.01	.01	.03	.05	.14	.39	.85	1.91	2.48	4570	.02	.03	.07	.10	.25	.60	1.30	2.58	3.26
3281	--	--	.04	.12	.25	.51	.93	--	--	4577	.03	.03	.10	.13	.40	.90	1.70	3.50	4.26
3283	.01	.01	.02	.05	.25	.67	1.42	3.11	4.06	4591	.02	.03	.05	.10	.33	.81	1.60	3.36	4.20
3284	.01	.02	.08	.10	.30	.79	1.54	2.98	3.60	4670	.02	.02	.06	.10	.21	.60	1.30	2.72	3.36
3285	.03	.07	.10	.10	.30	.80	1.60	3.00	3.96	4671	.01	.01	.02	.06	.20	.59	1.03	2.23	2.91
3329	.01	.02	.04	.10	.24	.66	1.40	3.21	4.17	4679	.03	.04	.10	.10	.30	.80	1.50	3.49	4.43
3335	.02	.02	.05	.16	.40	1.00	1.85	4.59	8.26	4696	--	--	.04	.09	.26	.58	.91	--	--
3370	.02	.03	.05	.14	.39	.94	1.75	3.49	4.37	4703	.02	.02	.05	.10	.20	.55	1.19	2.39	3.00
3410	.04	.05	.10	.10	.29	.60	1.13	2.50	3.04	4704	.02	.03	.05	.12	.38	1.00	2.07	4.52	5.45
3415	.02	.03	.10	.10	.30	.78	1.59	3.01	4.10	4731	.01	.01	.01	.03	.17	.47	1.09	3.08	6.83
3430	.01	.01	.01	.05	.21	.69	1.50	3.70	4.69	4792	.10	.10	.10	.10	.30	.80	1.44	2.80	3.30
3431	.01	.01	.01	.04	.15	.68	1.37	4.43	5.84	4819	.10	.10	.10	.12	.40	1.00	1.61	3.70	3.84
3441	--	--	.03	.10	.30	.74	1.77	--	--	4852	--	--	.15	.35	.69	1.10	2.55	--	--
3442	.02	.03	.05	.09	.20	.46	1.00	2.21	2.60	4866	.02	.04	.08	.10	.36	.88	1.62	3.16	3.90
3446	.03	.03	.06	.10	.28	.60	1.15	2.25	2.89	4876	.10	.10	.10	.10	.40	1.00	2.30	4.55	4.95
3460	--	--	.05	.10	.49	.99	1.50	--	--	4878	.02	.02	.05	.12	.38	.97	1.96	4.29	5.20
3462	.02	.03	.06	.11	.30	.70	1.19	2.15	3.04	4880	.02	.03	.06	.10	.22	.57	1.08	2.25	2.80

Appendix 4–4.3. Empirical distribution of storm depth defined by 12-hour minimum interevent time for hourly rainfall stations in Texas—Continued.

	Depth (inches)																		
Station no.	1st percentile	2nd percentile	10th percentile	25th percentile	50th percentile (median)	75th percentile	90th percentile	98th percentile	99th percentile	Station no.	1st percentile	2nd percentile	10th percentile	25th percentile	50th percentile (median)	75th percentile	90th percentile	98th percentile	99th percentile
4920	0.02	0.03	0.07	0.10	0.22	0.70	1.42	3.18	4.08	5957	0.03	0.04	0.10	0.10	0.30	0.80	1.50	3.00	3.66
4934	--	--	--	.08	.15	.36	--	--	--	5958	.01	.01	.04	.10	.31	.78	1.40	2.45	3.25
4972	.02	.03	.08	.10	.30	.71	1.40	3.00	3.90	5973	.01	.01	.02	.05	.12	.62	1.30	3.09	4.14
4973	.02	.04	.09	.20	.50	1.05	1.84	3.51	3.91	5996	.02	.03	.07	.10	.30	.77	1.41	2.91	3.98
4974	.02	.02	.05	.10	.22	.60	1.10	2.37	3.19	6017	.01	.01	.02	.05	.17	.55	1.24	2.57	2.86
4975	.10	.10	.10	.10	.40	.90	1.80	3.40	4.42	6024	.02	.02	.05	.10	.45	1.16	2.20	4.86	6.27
4978	.01	.02	.04	.09	.24	.68	1.70	3.26	5.13	6050	--	--	.10	.23	.38	1.01	1.72	--	--
4979	--	--	.07	.24	.50	1.12	2.78	--	--	6104	.02	.02	.05	.10	.20	.41	.82	1.79	2.51
4982	.02	.02	.05	.10	.28	.71	1.31	2.73	3.42	6108	.02	.03	.10	.12	.40	1.00	1.89	3.70	4.80
5018	.02	.03	.06	.12	.34	.84	1.50	2.54	3.41	6136	.02	.03	.10	.10	.20	.50	.94	1.98	2.55
5048	.02	.03	.08	.10	.20	.55	1.10	2.66	3.38	6166	--	.02	.04	.05	.18	.46	1.16	2.05	--
5049	--	.10	.10	.10	.20	.50	.90	4.30	--	6176	.02	.02	.05	.12	.39	.82	2.00	4.14	6.00
5056	--	--	--	.20	.37	.69	--	--	--	6177	.03	.04	.10	.10	.40	.90	1.80	3.74	4.90
5057	.01	.01	.01	.03	.10	.34	.98	2.38	3.16	6210	.02	.03	.10	.10	.30	.90	1.64	3.62	4.36
5060	.01	.01	.02	.05	.15	.57	1.44	4.37	6.18	6211	.01	.01	.04	.10	.28	.87	1.58	3.36	4.25
5081	.02	.02	.05	.12	.39	.94	1.66	3.20	3.98	6270	.10	.10	.10	.10	.40	.90	1.90	3.90	4.79
5094	.02	.03	.10	.10	.30	.80	1.65	3.31	4.00	6275	--	--	--	--	.00	--	--	--	--
5113	.02	.03	.07	.10	.21	.66	1.45	3.48	4.40	6276	--	--	.09	.18	.81	1.59	2.58	--	--
5114	--	--	--	--	.00	--	--	--	--	6335	.02	.03	.06	.12	.36	.90	1.61	3.03	3.70
5123	--	--	.07	.18	.29	.55	2.45	--	--	6434	--	--	.05	.13	.37	.88	1.57	--	--
5192	.02	.02	.07	.10	.35	.86	1.70	3.35	4.40	6504	.02	.03	.07	.10	.20	.51	1.10	2.34	3.20
5193	.02	.02	.06	.10	.30	.80	1.56	3.25	4.16	6558	--	--	.05	.06	.41	.97	1.80	--	--
5224	.01	.02	.05	.11	.38	1.05	1.85	4.25	4.95	6615	.08	.10	.10	.10	.20	.60	1.30	2.80	4.30
5228	.01	.02	.04	.09	.27	.81	1.60	3.33	3.62	6660	.02	.02	.05	.10	.33	.85	1.71	3.59	3.80
5235	--	--	.03	.05	.32	.79	1.84	--	--	6663	.01	.01	.03	.10	.25	.65	1.41	3.05	3.54
5247	.02	.03	.09	.10	.21	.57	1.10	2.20	2.80	6734	.01	.01	.04	.09	.23	.57	1.11	2.52	3.20
5258	.02	.03	.05	.11	.33	.84	1.70	3.46	3.87	6736	.02	.03	.09	.10	.20	.60	1.20	2.50	3.43
5303	.02	.03	.05	.09	.25	.70	1.35	3.32	4.45	6740	--	--	.09	.20	.82	2.15	3.49	--	--
5312	.04	.05	.10	.10	.25	.70	1.31	2.80	3.87	6750	.01	.01	.02	.05	.27	.74	1.79	4.72	9.18
5341	--	--	.08	.22	.41	1.24	2.24	--	--	6757	.01	.01	.04	.10	.30	.88	1.61	3.31	4.20
5342	--	--	--	--	.00	--	--	--	--	6775	.01	.01	.03	.07	.22	.55	1.08	2.50	2.98
5348	.03	.05	.10	.10	.40	1.00	1.80	3.40	4.30	6776	.02	.03	.09	.10	.20	.56	1.10	2.20	2.90
5358	.02	.02	.05	.10	.25	.65	1.30	2.60	3.18	6788	.02	.02	.05	.15	.46	.89	1.75	3.86	4.61
5398	.02	.03	.06	.10	.35	.87	1.74	3.45	4.43	6792	.02	.02	.06	.10	.20	.40	.90	1.70	2.10
5410	.02	.02	.07	.10	.20	.56	1.06	2.48	3.30	6794	--	--	.15	.33	.80	1.88	3.05	--	--
5411	.01	.01	.01	.04	.14	.45	.96	2.15	2.88	6834	.10	.10	.10	.10	.40	1.00	1.80	3.55	4.40
5424	.01	.01	.01	.04	.25	.80	1.84	3.32	5.97	6893	.02	.03	.08	.10	.17	.40	.79	1.78	2.53
5429	.02	.02	.04	.08	.23	.71	1.55	3.14	4.38	6935	.03	.04	.10	.10	.20	.50	1.00	2.30	3.20
5431	--	--	.13	.30	.55	1.13	2.86	--	--	6981	.02	.03	.05	.14	.37	.76	1.52	3.75	4.75
5461	.02	.02	.05	.13	.37	.97	1.87	3.77	5.07	7020	.01	.02	.04	.11	.34	.86	1.81	3.52	7.44
5463	.10	.10	.10	.10	.40	.90	1.80	3.50	4.91	7060	.03	.04	.10	.10	.27	.60	1.30	2.48	3.12
5471	--	--	.02	.02	.07	.10	.44	--	--	7066	.02	.03	.10	.11	.40	.96	1.85	3.49	4.50
5477	--	--	.07	.15	.26	.57	1.48	--	--	7074	.02	.02	.05	.10	.20	.50	1.00	2.37	3.41
5528	.02	.03	.07	.15	.40	.97	1.74	3.47	4.44	7097	.02	.02	.06	.13	.30	.75	1.71	3.54	4.43
5579	--	--	--	--	.55	--	--	--	--	7116	.02	.02	.04	.09	.24	.59	1.10	2.57	3.48
5580	--	--	.05	.10	.44	.86	1.48	--	--	7140	.01	.02	.05	.10	.28	.80	1.78	4.30	5.51
5589	.01	.01	.02	.05	.16	.41	.71	1.38	1.47	7173	.01	.01	.02	.05	.21	.78	1.87	4.91	6.55
5590	.02	.02	.04	.07	.17	.38	.90	1.87	2.99	7174	.01	.01	.02	.05	.25	.79	1.72	4.16	5.61
5591	.02	.02	.05	.10	.20	.49	.85	1.49	1.76	7213	.02	.02	.05	.11	.34	.82	1.62	3.50	4.30
5592	.02	.02	.04	.07	.17	.40	.70	1.71	2.02	7243	.02	.03	.10	.10	.27	.70	1.30	2.70	3.70
5594	.02	.02	.04	.07	.16	.40	.78	1.82	2.22	7262	.01	.01	.02	.04	.10	.26	.53	1.03	1.11
5595	--	--	--	--	.03	--	--	--	--	7274	.03	.04	.10	.16	.39	.86	1.49	3.59	4.30
5596	.10	.10	.10	.10	.20	.40	.90	1.90	2.25	7300	.02	.03	.05	.10	.30	.78	1.42	2.98	3.51
5600	.01	.02	.04	.09	.20	.43	.85	2.06	2.66	7311	--	--	.10	.19	.29	.77	1.77	--	--
5618	--	--	.07	.11	.33	.88	1.77	--	--	7363	--	--	.04	.09	.45	.94	1.48	--	--
5650	--	--	.08	.20	.45	.64	1.59	--	--	7422	.02	.02	.06	.10	.28	.71	1.50	3.28	4.20
5656	.06	.10	.10	.10	.20	.60	1.10	2.62	3.21	7431	.02	.03	.05	.10	.20	.54	1.05	2.33	3.01
5658	.02	.02	.05	.09	.23	.60	1.15	2.45	3.51	7481	.02	.02	.05	.10	.15	.40	.86	2.20	3.00
5661	.10	.10	.10	.10	.20	.60	1.30	5.62	6.99	7497	.10	.10	.10	.10	.30	.80	1.50	3.24	4.09
5666	--	--	.05	.09	.29	.60	1.34	--	--	7498	.07	.10	.10	.10	.30	.80	1.50	2.72	5.31
5695	.02	.03	.06	.12	.40	.90	1.60	3.40	4.15	7499	.04	.06	.10	.10	.30	.73	1.40	2.70	3.70
5742	--	--	.04	.05	.18	.38	.75	--	--	7531	.03	.03	.05	.11	.35	.80	1.60	2.99	3.53
5766	--	--	.06	.14	.31	1.11	2.69	--	--	7534	.02	.03	.05	.10	.27	.75	1.43	3.29	3.98
5770	.02	.03	.07	.10	.21	.60	1.20	2.50	3.50	7556	.03	.04	.10	.10	.30	.80	1.50	3.14	4.17
5775	--	--	.05	.06	.20	.71	.94	--	--	7594	.02	.03	.06	.13	.38	.93	1.83	3.57	4.67
5779	--	--	.13	.19	.48	.93	2.50	--	--	7596	.01	.02	.04	.09	.35	1.09	1.93	3.40	4.04
5840	.02	.03	.05	.10	.34	.80	1.75	3.07	4.43	7608	.01	.01	.03	.07	.25	.75	1.51	3.00	3.76
5890	.01	.01	.01	.04	.13	.39	.93	2.14	2.63	7622	--	--	.01	.01	.04	.18	.71	--	--
5891	.02	.02	.05	.10	.23	.55	.95	1.85	2.27	7700	.02	.02	.04	.10	.32	.85	1.76	3.52	4.30
5897	.10	.10	.10	.10	.30	.80	1.60	3.49	4.10	7706	.02	.02	.06	.10	.21	.60	1.26	2.70	3.60

Appendix 4–4.3. Empirical distribution of storm depth defined by 12-hour minimum interevent time for hourly rainfall stations in Texas—Continued.

	Depth (inches)																			
Station no.	1st percentile	2nd percentile	10th percentile	25th percentile	50th percentile (median)	75th percentile	90th percentile	98th percentile	99th percentile	Station no.	1st percentile	2nd percentile	10th percentile	25th percentile	50th percentile (median)	75th percentile	90th percentile	98th percentile	99th percentile
7718	0.02	0.03	0.06	0.11	0.29	0.69	1.75	3.40	4.66	8910	--	--	0.04	0.12	0.42	1.19	1.93	--	--
7745	.01	.02	.05	.10	.38	.94	1.81	3.95	5.77	8911	0.01	0.01	.03	.07	.22	.67	1.38	3.04	3.57
7922	.01	.01	.02	.05	.14	.30	.65	1.19	1.93	8924	.02	.02	.05	.09	.19	.39	.80	1.45	1.79
7936	.03	.04	.10	.10	.40	.97	1.80	3.70	5.24	8929	--	--	.06	.14	.58	1.74	2.67	--	--
7943	.01	.01	.02	.04	.15	.47	1.10	2.31	3.00	8942	.03	.06	.10	.10	.40	.90	1.80	4.00	4.90
7944	--	.01	.01	.03	.14	.43	1.40	2.66	--	8944	.01	.02	.03	.09	.28	.80	1.59	3.26	4.22
7945	.01	.01	.01	.03	.14	.54	1.20	3.14	4.29	8996	.01	.02	.04	.09	.28	.76	1.57	3.23	4.08
7947	.04	.05	.10	.10	.30	.80	1.59	4.10	5.22	9014	--	--	.11	.23	.50	.99	1.85	--	--
7948	.01	.02	.04	.08	.23	.70	1.51	3.29	4.18	9037	.02	.02	.04	.07	.16	.38	.81	1.68	2.34
7951	.02	.03	.06	.15	.38	.91	1.65	3.04	3.51	9106	.02	.02	.03	.05	.13	.37	.72	2.23	2.49
7953	.02	.02	.03	.07	.20	.61	1.31	3.01	3.39	9107	--	--	.03	.05	.18	.70	.88	--	--
7981	.02	.02	.04	.07	.25	.67	1.66	3.00	3.56	9129	.01	.02	.03	.05	.12	.42	1.14	3.06	3.36
7990	.01	.01	.02	.05	.17	.53	1.37	3.77	4.70	9163	.02	.03	.07	.10	.30	.70	1.39	2.90	3.60
7992	--	--	.10	.11	.40	1.39	2.03	--	--	9213	.01	.01	.02	.07	.27	.71	1.52	3.00	4.75
7997	.01	.02	.04	.08	.23	.57	1.51	2.68	3.10	9214	--	--	.13	.25	.38	1.34	1.89	--	--
7999	--	--	.02	.03	.16	.32	.93	--	--	9222	.01	.01	.03	.07	.23	.76	1.51	3.09	4.44
8022	--	.01	.05	.05	.19	.67	1.35	2.48	--	9248	.02	.03	.05	.10	.23	.61	1.20	2.11	2.94
8023	.02	.03	.07	.10	.20	.58	1.15	2.51	3.65	9266	--	.03	.05	.12	.26	.81	1.44	2.71	--
8047	.02	.03	.07	.10	.30	.80	1.50	2.83	3.54	9270	.03	.03	.10	.10	.19	.40	.81	1.70	2.20
8060	.01	.02	.03	.05	.15	.49	1.41	3.11	3.24	9295	.01	.01	.02	.04	.10	.27	.50	1.40	2.17
8062	--	--	.02	.04	.16	.72	2.60	--	--	9304	--	--	--	.10	.17	.26	--	--	--
8068	--	--	.02	.03	.11	.33	1.00	--	--	9307	.03	.04	.10	.14	.34	.72	1.43	3.19	3.41
8081	.02	.03	.05	.10	.22	.70	1.44	3.26	4.74	9328	.02	.02	.05	.08	.23	.61	1.19	2.12	2.91
8089	--	--	.03	.09	.23	.78	1.56	--	--	9329	--	--	.04	.07	.21	1.02	1.24	--	--
8221	--	--	.11	.33	.60	.99	2.30	--	--	9345	--	--	--	--	.75	--	--	--	--
8252	.02	.03	.06	.10	.20	.59	1.10	2.37	2.95	9363	.01	.01	.01	.05	.14	.53	1.14	2.98	3.73
8265	.02	.02	.05	.10	.30	.81	1.74	3.92	6.41	9364	.01	.01	.01	.04	.16	.58	1.38	3.42	4.70
8289	--	.02	.04	.15	.43	.78	1.07	1.53	--	9365	--	--	.04	.08	.11	.30	.75	--	--
8305	.02	.03	.05	.10	.15	.33	.70	1.50	2.00	9371	.03	.04	.05	.10	.28	.80	1.76	2.67	3.39
8335	.02	.03	.06	.14	.42	.99	1.87	3.66	4.44	9417	.01	.02	.05	.10	.30	.80	1.57	3.07	3.61
8400	.02	.02	.04	.08	.20	.41	.84	2.42	3.37	9419	.01	.01	.02	.05	.21	.66	1.42	2.78	3.44
8445	.02	.02	.04	.09	.27	.78	1.70	3.48	4.43	9435	--	.03	.06	.10	.25	.63	.99	3.68	--
8446	.02	.03	.10	.10	.30	.70	1.60	2.99	3.77	9491	.02	.03	.06	.10	.30	.82	1.65	3.20	4.28
8451	.01	.02	.05	.09	.23	.63	1.14	3.03	3.30	9499	.02	.04	.10	.10	.20	.61	1.30	2.60	3.30
8531	.02	.03	.06	.12	.33	.83	1.48	3.00	3.76	9522	--	--	.05	.20	.42	2.33	3.07	--	--
8541	.01	.01	.05	.11	.34	.79	1.66	3.86	4.02	9527	.03	.04	.10	.10	.20	.50	1.10	2.30	2.64
8544	.03	.05	.10	.10	.29	.84	1.70	3.89	5.12	9532	.02	.02	.08	.10	.30	.78	1.47	3.00	4.10
8545	--	--	.02	.06	.26	.49	.62	--	--	9544	--	--	--	.11	.13	2.95	--	--	--
8563	.10	.10	.10	.10	.30	.90	1.60	3.60	4.35	9565	.02	.03	.08	.10	.29	.60	1.36	2.74	3.70
8566	.01	.02	.04	.08	.23	.64	1.24	2.39	2.71	9570	.10	.10	.10	.10	.20	.60	1.30	2.65	3.27
8583	.10	.10	.10	.10	.20	.70	1.33	2.59	3.04	9574	--	--	.10	.10	.35	.72	1.65	--	--
8584	.02	.03	.09	.10	.30	.80	1.45	2.99	3.41	9588	.01	.02	.05	.10	.20	.56	1.32	3.12	3.88
8623	.04	.05	.10	.10	.30	.80	1.50	2.81	3.61	9665	.02	.03	.08	.10	.34	.90	1.66	3.53	4.60
8625	.02	.02	.05	.10	.29	.76	1.39	2.94	4.05	9715	.02	.02	.07	.10	.30	.80	1.53	3.00	3.80
8630	.02	.03	.07	.10	.23	.60	1.25	2.30	2.58	9729	.01	.01	.02	.05	.22	.66	1.32	2.77	3.46
8631	.02	.03	.05	.10	.26	.62	1.36	2.94	3.80	9772	.01	.02	.04	.08	.25	.75	1.54	3.94	5.01
8646	.02	.02	.05	.10	.30	.78	1.53	2.96	3.53	9814	--	--	.04	.12	.40	.94	1.69	--	--
8647	.03	.03	.09	.10	.20	.50	1.00	2.35	2.93	9815	.03	.03	.06	.11	.30	.79	1.60	3.14	4.26
8677	.02	.02	.07	.14	.30	.74	1.39	2.83	3.79	9816	--	.01	.04	.07	.26	.77	1.79	4.37	--
8696	--	--	.06	.16	.43	1.20	1.72	--	--	9817	.04	.05	.10	.10	.30	.76	1.30	2.90	3.48
8743	.02	.03	.07	.10	.38	.93	1.80	3.90	4.71	9829	.02	.02	.05	.10	.15	.40	.90	2.00	2.52
8761	.02	.03	.10	.10	.20	.50	1.00	2.27	3.00	9830	.01	.01	.03	.05	.11	.39	.77	1.66	2.24
8778	.03	.04	.10	.10	.31	.90	1.68	3.43	3.98	9858	.02	.02	.05	.10	.25	.59	1.17	2.34	2.91
8845	.02	.03	.08	.10	.26	.74	1.60	3.43	4.49	9893	.02	.03	.06	.10	.30	.70	1.40	2.84	3.93
8859	.02	.03	.06	.15	.40	.99	1.72	3.33	4.10	9916	.03	.05	.10	.13	.40	1.00	1.90	3.65	4.24
8898	.02	.03	.06	.13	.38	.85	1.75	3.83	4.53	9976	.02	.02	.05	.10	.20	.60	1.30	2.86	3.61
8908	--	--	.04	.10	.34	.85	1.64	--	--										

Appendix 4–4.4. Empirical distribution of storm depth defined by 18-hour minimum interevent time for hourly rainfall stations in Texas.

[--, not available]

	Depth (inches)																		
Station no.	1st percentile	2nd percentile	10th percentile	25th percentile	50th percentile (median)	75th percentile	90th percentile	98th percentile	99th percentile	Station no.	1st percentile	2nd percentile	10th percentile	25th percentile	50th percentile (median)	75th percentile	90th percentile	98th percentile	99th percentile
0015	--	--	--	0.02	0.03	0.13	--	--	--	1154	0.01	0.01	0.02	0.04	0.18	0.64	1.45	3.32	3.61
0016	0.01	0.01	0.02	.05	.22	.66	1.36	2.65	3.61	1165	.01	.02	.04	.09	.26	.71	1.40	2.46	3.11
0050	.02	.02	.05	.12	.36	.86	1.55	2.68	3.37	1185	.02	.03	.05	.10	.25	.56	1.08	1.97	2.40
0054	--	--	.03	.08	.28	.54	1.30	--	--	1186	.01	.01	.05	.11	.24	.70	2.07	3.90	5.52
0120	--	--	.05	.29	.76	1.84	2.92	--	--	1188	--	--	--	.20	.35	.69	--	--	--
0145	.01	.01	.02	.04	.15	.44	1.32	2.71	8.32	1245	--	--	.03	.09	.69	1.46	1.79	--	--
0146	--	--	.02	.10	.30	.68	1.11	--	--	1246	.10	.10	.10	.10	.30	.90	1.60	3.46	4.60
0174	.03	.04	.10	.10	.20	.50	1.00	2.30	2.90	1267	.01	.01	.04	.07	.20	.57	1.10	2.62	3.60
0178	--	--	.04	.05	.14	.53	1.12	--	--	1304	.02	.02	.05	.10	.32	.81	1.61	3.39	4.73
0179	.02	.02	.04	.07	.16	.44	1.01	1.86	2.33	1325	.02	.03	.05	.11	.33	.94	1.88	4.00	5.26
0202	.10	.10	.10	.10	.30	.80	1.52	3.10	3.56	1429	.02	.02	.06	.11	.32	.78	1.68	3.75	4.00
0206	.04	.05	.10	.11	.40	.90	1.70	3.30	4.13	1431	.02	.03	.06	.11	.35	.91	1.77	3.89	4.54
0208	--	--	--	--	.19	--	--	--	--	1432	.02	.02	.05	.11	.36	.92	1.88	3.58	4.56
0211	.01	.01	.01	.04	.15	.49	1.04	2.20	3.02	1433	.02	.03	.05	.13	.37	.89	1.76	4.05	4.85
0244	--	.02	.03	.09	.44	1.11	1.49	2.80	--	1434	.02	.03	.06	.12	.36	.92	1.77	3.60	4.49
0248	.02	.03	.07	.10	.20	.50	1.05	2.30	2.81	1435	.02	.02	.05	.13	.38	.94	1.93	3.60	4.49
0262	.02	.03	.07	.12	.40	.98	1.81	3.70	4.71	1436	.02	.03	.06	.13	.39	.93	1.80	3.82	4.72
0271	--	--	.06	.35	.83	2.27	2.90	--	--	1437	--	--	.02	.03	.10	.88	1.96	--	--
0380	.02	.02	.05	.11	.30	.90	1.80	5.01	6.71	1438	.02	.02	.05	.11	.35	.93	1.84	3.52	4.45
0394	--	--	--	.11	.40	.95	--	--	--	1462	--	--	--	--	.00	--	--	--	--
0408	--	--	.04	.23	.92	1.76	3.00	--	--	1492	.03	.04	.10	.10	.30	.80	1.56	3.30	4.53
0427	--	--	.10	.10	.20	.80	1.90	--	--	1500	--	--	.05	.09	.24	1.51	2.25	--	--
0428	.01	.01	.02	.05	.20	.70	1.54	3.42	4.26	1528	.03	.04	.09	.10	.25	.70	1.54	3.20	4.17
0429	.01	.01	.02	.05	.27	.96	1.98	4.03	6.88	1541	--	.10	.10	.10	.40	1.15	1.84	4.00	--
0463	.03	.04	.08	.12	.30	.70	1.11	4.26	5.46	1569	.01	.01	.03	.09	.29	.85	1.57	5.18	8.24
0493	--	--	.17	.42	.66	1.16	1.96	--	--	1632	--	--	--	.05	.50	.90	--	--	--
0495	.02	.02	.04	.09	.20	.53	.96	1.82	2.10	1641	.03	.03	.05	.10	.30	.65	1.29	2.44	2.80
0496	--	--	.02	.05	.15	.32	.67	--	--	1646	.03	.04	.10	.10	.20	.60	1.20	2.38	3.17
0498	--	--	.04	.09	.22	.26	.30	--	--	1663	--	--	.10	.10	.50	1.25	3.50	--	--
0509	.03	.04	.09	.10	.30	.81	1.70	3.76	4.48	1671	.03	.04	.08	.10	.30	.87	1.72	3.61	4.80
0518	.02	.03	.10	.10	.37	.90	1.70	3.60	5.00	1680	.02	.02	.05	.13	.34	.85	1.65	3.23	4.22
0521	--	--	.05	.14	.34	.55	1.71	--	--	1694	.10	.10	.10	.10	.30	.80	1.60	2.62	3.43
0556	.03	.04	.05	.12	.28	.78	1.59	2.84	5.45	1696	.02	.02	.05	.10	.29	.67	1.28	3.00	3.27
0569	.02	.03	.10	.10	.30	.95	1.93	4.66	6.33	1697	--	.03	.05	.10	.22	.61	1.42	2.72	--
0572	.02	.02	.05	.11	.34	.88	1.70	3.78	5.63	1698	.01	.02	.10	.10	.30	.63	1.30	2.90	3.74
0576	.01	.01	.03	.05	.20	.67	1.44	4.66	6.81	1720	.10	.10	.10	.10	.20	.70	1.70	3.20	3.50
0580	.02	.02	.05	.10	.27	.78	1.74	4.05	5.70	1761	--	.01	.01	.07	.24	.53	.99	2.43	--
0587	.01	.02	.04	.10	.33	1.00	1.70	3.89	5.50	1773	.03	.05	.10	.15	.44	1.08	2.00	3.96	4.98
0605	.02	.05	.11	.20	.54	.89	1.83	3.36	6.14	1810	--	--	.08	.12	.30	.54	1.40	--	--
0639	.03	.04	.10	.10	.30	.70	1.67	3.31	4.25	1823	--	--	.04	.14	.45	1.51	2.08	--	--
0655	--	--	--	--	.00	--	--	--	--	1870	.02	.02	.05	.13	.38	.93	1.89	3.22	3.85
0665	.02	.02	.05	.10	.33	.91	1.71	3.55	4.56	1875	--	--	.21	.34	.82	1.45	2.59	--	--
0689	.02	.03	.05	.10	.30	.79	1.60	3.72	4.64	1876	--	--	.05	.13	.45	.98	1.94	--	--
0690	.10	.10	.10	.10	.30	.60	1.40	2.67	3.77	1889	.01	.01	.01	.06	.23	.86	1.65	3.60	4.76
0691	.02	.02	.04	.10	.32	.83	1.67	3.14	3.92	1903	.10	.10	.10	.10	.30	.70	1.10	2.21	3.55
0708	.10	.10	.10	.10	.30	.65	1.40	4.04	4.57	1914	--	--	.09	.18	.58	1.05	1.39	--	--
0738	.02	.03	.06	.13	.39	.90	1.71	3.41	4.65	1920	.02	.03	.08	.14	.42	1.00	1.67	3.61	4.95
0776	.02	.03	.05	.10	.21	.62	1.25	2.68	3.31	1921	.03	.04	.10	.14	.40	1.05	1.90	4.06	5.02
0779	.10	.10	.10	.10	.20	.60	1.30	2.90	3.10	1937	.02	.03	.07	.15	.45	1.02	1.77	4.08	4.64
0784	.02	.02	.07	.10	.20	.60	1.20	2.71	3.50	1956	.02	.02	.06	.10	.37	.95	1.81	3.80	5.04
0786	.01	.01	.02	.04	.17	.48	1.12	2.40	3.34	1970	--	--	.04	.08	.56	1.41	2.82	--	--
0917	.02	.03	.06	.14	.41	1.05	2.05	4.22	5.52	2014	.01	.01	.01	.03	.13	.60	1.53	3.40	4.71
0923	--	--	.13	.48	1.09	1.66	3.01	--	--	2015	.01	.01	.01	.04	.16	.60	1.52	3.75	5.01
0926	.02	.03	.06	.10	.30	.85	1.70	3.30	4.00	2019	--	--	.09	.28	1.00	1.90	2.11	--	--
0950	--	--	.03	.05	.16	.35	.73	--	--	2024	.03	.03	.09	.15	.40	.90	1.67	3.49	4.32
0996	--	--	.07	.18	.96	1.33	3.77	--	--	2042	--	--	.01	.07	.20	.25	.52	--	--
1013	.10	.10	.10	.10	.20	.57	1.50	4.05	7.38	2043	--	.01	.02	.05	.12	.38	.80	1.49	--
1017	.02	.02	.06	.10	.30	.70	1.40	2.78	3.70	2048	.03	.03	.10	.10	.20	.70	1.50	3.25	4.61
1042	--	--	.29	.46	.87	1.77	3.46	--	--	2050	--	.01	.01	.03	.10	.43	1.54	4.95	--
1048	--	--	.08	.21	.39	.89	1.56	--	--	2051	--	.02	.05	.07	.26	.79	1.18	3.13	--
1053	.02	.02	.05	.10	.27	.75	1.50	3.25	3.85	2053	--	--	.02	.04	.11	.27	.99	--	--
1057	.02	.03	.05	.10	.28	.68	1.27	2.33	3.30	2073	.02	.03	.05	.10	.32	.83	1.59	3.75	5.31
1063	--	--	.05	.27	.81	1.44	3.13	--	--	2082	.02	.02	.05	.10	.20	.51	1.02	2.30	3.03
1068	.03	.04	.09	.12	.40	.90	1.73	3.24	4.36	2086	.02	.03	.10	.10	.40	.90	1.70	3.40	4.67
1080	.03	.03	.05	.10	.24	.47	.88	2.13	2.68	2088	--	--	.10	.10	.40	1.30	1.76	--	--
1081	.02	.03	.05	.14	.38	.93	1.81	3.39	4.23	2090	.10	.10	.10	.10	.40	.90	1.70	3.47	4.57
1133	--	--	.01	.01	.08	.51	.92	--	--	2096	.03	.04	.10	.11	.39	.90	1.64	3.50	4.39
1136	.01	.01	.01	.03	.13	.49	1.35	3.33	4.81	2128	.02	.03	.05	.12	.40	.99	1.79	3.87	4.97
1138	--	--	.08	.25	.76	1.35	2.00	--	--	2131	.03	.05	.10	.10	.30	.80	1.50	3.25	4.20
1139	--	.02	.05	.10	.41	.85	2.39	3.61	--	2142	--	--	.22	.32	.91	2.00	2.62	--	--

Appendix 4–4.4. Empirical distribution of storm depth defined by 18-hour minimum interevent time for hourly rainfall stations in Texas—Continued.

	Depth (inches)																		
Station no.	1st percentile	2nd percentile	10th percentile	25th percentile	50th percentile (median)	75th percentile	90th percentile	98th percentile	99th percentile	Station no.	1st percentile	2nd percentile	10th percentile	25th percentile	50th percentile (median)	75th percentile	90th percentile	98th percentile	99th percentile
2160	--	--	0.02	0.04	0.14	0.35	0.97	--	--	3463	--	--	0.03	0.09	0.34	0.93	2.08	--	--
2206	0.02	0.03	.06	.12	.38	.96	2.07	3.51	6.19	3476	0.02	0.02	.05	.11	.31	.83	1.67	3.53	4.25
2238	.01	.01	.02	.04	.14	.45	1.08	2.45	2.75	3485	--	--	.10	.10	.42	1.67	2.51	--	--
2240	--	.01	.02	.04	.20	.48	1.06	2.02	--	3507	.06	.09	.10	.10	.30	.90	1.80	3.60	4.32
2242	.01	.01	.02	.07	.30	.85	1.65	3.18	3.80	3546	.02	.03	.08	.15	.40	1.00	1.94	3.86	5.00
2244	.01	.01	.03	.10	.31	.85	1.73	3.65	4.64	3547	.02	.02	.05	.12	.38	1.01	1.76	3.15	3.38
2247	--	--	.02	.06	.28	1.03	1.42	--	--	3579	--	.03	.08	.12	.25	1.05	1.74	3.44	--
2309	.03	.04	.10	.23	.55	1.10	1.90	3.84	5.51	3642	.02	.03	.10	.13	.40	.90	1.80	3.77	5.14
2312	.07	.10	.10	.20	.50	1.00	1.70	3.27	4.18	3646	.03	.03	.06	.13	.36	.86	1.61	3.62	4.72
2334	--	.03	.09	.25	.62	1.28	3.06	4.66	--	3668	--	--	.36	.69	1.03	2.06	3.38	--	--
2336	.02	.03	.07	.17	.42	1.00	1.56	3.10	3.69	3673	--	--	.04	.14	.88	1.75	2.42	--	--
2354	--	--	.05	.09	.14	.59	1.09	--	--	3686	.04	.07	.10	.10	.32	.90	1.74	3.18	3.70
2355	--	--	.03	.05	.26	.87	1.95	--	--	3691	.02	.03	.10	.10	.33	.90	1.64	3.28	4.57
2357	.01	.01	.01	.02	.10	.48	1.21	3.16	4.69	3734	--	--	.03	.15	.80	3.22	4.03	--	--
2360	.01	.01	.01	.04	.14	.52	1.24	2.82	3.68	3771	.10	.10	.10	.10	.30	.90	1.70	3.70	4.30
2361	.02	.02	.05	.10	.20	.60	1.09	2.86	8.63	3789	--	.01	.02	.07	.13	.30	.57	1.29	--
2394	.02	.02	.05	.11	.37	.90	1.73	3.70	4.99	3826	.01	.03	.06	.15	.35	.85	1.46	2.66	3.44
2404	.02	.02	.05	.10	.33	.88	1.63	3.40	4.60	3831	.03	.03	.05	.15	.39	1.02	2.06	3.32	5.17
2415	.02	.03	.08	.17	.47	1.09	2.05	4.02	5.21	3841	.02	.02	.05	.15	.32	.97	1.74	4.06	5.48
2462	.03	.04	.09	.15	.43	1.00	1.90	3.76	4.70	3871	.02	.03	.05	.11	.34	.77	1.46	3.04	3.79
2528	.03	.03	.05	.10	.25	.86	1.90	2.69	2.79	3884	--	--	.06	.09	.30	1.44	3.30	--	--
2617	.02	.02	.05	.10	.27	.64	1.34	3.10	4.11	3941	--	.02	.05	.11	.70	1.43	2.16	4.84	--
2619	.02	.03	.06	.15	.30	.71	1.16	2.77	3.86	3963	--	--	--	.03	.04	.14	--	--	--
2621	.02	.03	.06	.10	.30	.69	1.39	2.77	3.30	4040	.02	.03	.06	.12	.34	.75	1.37	3.14	3.82
2675	.03	.04	.10	.10	.30	.85	1.70	3.94	4.87	4058	--	--	.06	.13	.56	1.39	2.87	--	--
2676	.10	.10	.10	.10	.30	.90	1.88	3.36	4.13	4098	.03	.04	.10	.10	.20	.50	1.00	2.10	2.65
2679	.02	.02	.05	.10	.20	.65	1.50	3.50	4.48	4100	.02	.02	.05	.10	.28	.68	1.42	3.46	4.88
2715	.02	.03	.07	.12	.36	.83	1.60	3.31	4.29	4137	.10	.10	.10	.10	.30	.90	1.60	3.21	4.00
2744	.03	.03	.07	.10	.30	.75	1.36	2.98	3.69	4191	.03	.04	.07	.10	.28	.80	1.60	3.50	4.85
2758	.01	.02	.03	.05	.15	.49	1.53	4.31	4.79	4256	--	--	--	--	.00	--	--	--	--
2794	--	--	.01	.04	.16	.66	1.61	--	--	4257	.04	.05	.10	.15	.47	1.09	2.02	4.15	5.00
2797	.01	.01	.01	.03	.10	.28	.58	1.42	1.79	4258	.10	.10	.10	.10	.40	.90	1.90	3.35	5.92
2811	.02	.02	.07	.10	.24	.70	1.40	3.01	3.60	4278	.02	.02	.05	.12	.34	.91	1.75	3.47	4.27
2813	--	--	.06	.23	.41	.80	2.16	--	--	4299	.02	.03	.06	.11	.26	.51	.84	1.24	1.48
2814	--	--	.01	.03	.04	.25	.99	--	--	4300	.01	.01	.02	.06	.24	.80	1.73	4.02	5.39
2815	.10	.10	.10	.10	.30	.60	1.39	3.18	4.51	4305	.01	.01	.02	.05	.22	.76	1.62	3.53	5.16
2818	.02	.02	.05	.11	.35	.79	1.49	3.82	4.79	4307	.01	.01	.02	.05	.29	.83	1.77	4.45	7.11
2986	.02	.03	.08	.18	.55	1.35	2.19	3.63	4.31	4309	.02	.02	.05	.11	.35	.97	1.92	4.01	5.17
3005	.02	.03	.10	.10	.35	.89	1.51	3.11	3.90	4311	.02	.02	.05	.13	.39	1.05	2.04	4.16	5.28
3033	.02	.02	.04	.08	.15	.33	.68	1.43	1.97	4313	.02	.03	.05	.16	.40	1.08	2.30	4.23	7.48
3034	--	--	--	--	.43	--	--	--	--	4319	--	.04	.07	.14	.38	.86	1.39	3.41	--
3047	--	--	.04	.10	.53	1.06	2.30	--	--	4329	.02	.03	.06	.14	.39	.98	1.94	4.15	5.34
3103	--	--	.13	.19	.29	1.04	2.44	--	--	4331	--	--	--	--	.00	--	--	--	--
3133	.02	.03	.08	.15	.42	.96	1.80	3.78	4.73	4375	.10	.10	.10	.10	.30	.80	1.70	3.85	5.09
3156	.04	.05	.10	.10	.41	1.00	2.18	5.88	7.05	4392	.02	.02	.05	.15	.45	1.12	2.23	4.78	7.22
3171	.03	.03	.07	.13	.38	.92	1.76	3.49	4.68	4425	.03	.04	.09	.10	.20	.57	1.12	2.31	2.90
3189	.02	.02	.04	.09	.17	.43	.90	2.23	3.16	4440	.02	.02	.05	.10	.30	.75	1.44	3.28	3.93
3260	.01	.01	.04	.10	.31	.81	1.59	2.57	4.02	4476	.03	.05	.10	.10	.36	.83	1.54	3.20	4.11
3267	.01	.02	.03	.05	.17	.55	1.14	3.89	5.35	4498	--	--	.02	.06	.17	.38	.60	--	--
3270	.05	.10	.10	.10	.30	.70	1.30	2.54	3.60	4517	.02	.02	.05	.12	.35	.85	1.67	3.34	3.77
3272	--	--	.02	.04	.12	.22	.35	--	--	4520	.10	.10	.10	.10	.30	.80	1.60	3.30	3.76
3277	--	--	.01	.02	.10	.23	.64	--	--	4525	--	--	.04	.07	.27	.81	4.26	--	--
3278	.02	.03	.05	.10	.22	.60	1.17	2.39	3.30	4563	--	--	.04	.06	.28	.62	1.89	--	--
3280	.01	.01	.03	.05	.16	.41	.90	1.92	2.56	4570	.02	.03	.08	.10	.30	.70	1.40	2.90	4.10
3281	--	--	.04	.10	.25	.51	.99	--	--	4577	.03	.04	.10	.17	.45	1.00	1.90	3.81	4.70
3283	.01	.01	.02	.07	.27	.77	1.62	3.42	4.57	4591	.02	.03	.05	.12	.39	.93	1.76	3.55	4.67
3284	.01	.02	.10	.10	.33	.86	1.70	3.39	4.10	4670	.02	.02	.06	.10	.29	.70	1.40	2.82	3.50
3285	.03	.08	.10	.10	.37	.90	1.72	3.25	4.10	4671	.01	.01	.03	.06	.27	.61	1.15	2.86	3.14
3329	.01	.02	.05	.10	.27	.75	1.57	3.54	4.86	4679	.03	.04	.10	.10	.30	.84	1.70	3.80	4.91
3335	.02	.03	.07	.20	.43	1.19	2.04	4.77	8.98	4696	--	--	.05	.10	.28	.63	1.10	--	--
3370	.02	.03	.06	.15	.42	.99	1.85	3.77	4.71	4703	.02	.02	.05	.10	.20	.68	1.34	3.01	3.46
3410	.04	.05	.10	.10	.30	.70	1.30	2.71	3.30	4704	.02	.03	.06	.16	.40	1.06	2.55	4.64	6.58
3415	.02	.03	.10	.10	.37	.85	1.70	3.30	4.55	4731	.01	.01	.01	.04	.17	.53	1.14	3.45	7.60
3430	.01	.01	.02	.06	.25	.77	1.68	3.98	5.79	4792	.10	.10	.10	.10	.40	.90	1.70	3.00	3.80
3431	.01	.01	.02	.05	.21	.77	1.50	4.86	6.32	4819	.10	.10	.10	.20	.40	1.00	1.92	3.80	4.14
3441	--	--	.05	.10	.30	.79	2.02	--	--	4852	--	--	.15	.35	.69	1.10	2.55	--	--
3442	.02	.03	.05	.09	.21	.49	1.11	2.25	2.69	4866	.03	.04	.09	.13	.40	.91	1.79	3.40	4.06
3446	.03	.03	.06	.11	.30	.66	1.17	2.28	3.01	4876	.10	.10	.10	.10	.40	1.12	2.57	4.61	6.62
3460	--	--	.05	.10	.55	1.15	1.64	--	--	4878	.02	.03	.07	.15	.43	1.10	2.17	4.55	5.74
3462	.02	.04	.07	.12	.32	.75	1.20	2.31	4.29	4880	.02	.03	.06	.10	.25	.60	1.17	2.50	3.11

Appendix 4–4.4. Empirical distribution of storm depth defined by 18-hour minimum interevent time for hourly rainfall stations in Texas—Continued.

	Depth (inches)																		
Station no.	1st percentile	2nd percentile	10th percentile	25th percentile	50th percentile (median)	75th percentile	90th percentile	98th percentile	99th percentile	Station no.	1st percentile	2nd percentile	10th percentile	25th percentile	50th percentile (median)	75th percentile	90th percentile	98th percentile	99th percentile
4920	0.02	0.03	0.08	0.10	0.30	0.80	1.53	3.49	4.50	5957	0.03	0.04	0.10	0.10	0.30	0.88	1.60	3.30	4.56
4934	--	--	--	.08	.15	.36	--	--	--	5958	.01	.01	.05	.10	.34	.90	1.68	2.76	3.37
4972	.03	.03	.09	.10	.30	.80	1.50	3.22	4.22	5973	--	.02	.03	.05	.17	.67	1.61	3.33	--
4973	.02	.05	.10	.23	.58	1.15	2.01	3.70	4.04	5996	.03	.03	.09	.10	.30	.83	1.60	3.20	4.18
4974	.02	.02	.05	.10	.26	.63	1.19	2.57	3.46	6017	.01	.01	.03	.05	.20	.59	1.25	2.60	2.93
4975	.10	.10	.10	.10	.40	1.00	1.90	4.00	4.90	6024	.02	.03	.05	.13	.47	1.26	2.40	6.08	6.54
4978	.02	.02	.04	.10	.35	.78	1.81	3.58	5.22	6050	--	--	.15	.24	.40	1.03	1.73	--	--
4979	--	--	.09	.34	.65	1.31	2.98	--	--	6104	.02	.03	.05	.10	.20	.48	.90	2.11	2.83
4982	.02	.03	.05	.11	.30	.75	1.41	2.83	3.55	6108	.02	.04	.10	.18	.50	1.10	2.00	4.31	5.10
5018	.02	.03	.06	.13	.38	.90	1.55	2.65	3.53	6136	.03	.04	.10	.10	.20	.52	1.00	2.24	2.76
5048	.02	.03	.09	.10	.20	.60	1.20	2.72	3.63	6166	--	.03	.05	.07	.20	.53	1.21	2.22	--
5049	--	.10	.10	.10	.20	.50	.90	4.41	--	6176	.02	.02	.05	.14	.44	.91	2.10	4.15	6.27
5056	--	--	--	.20	.37	.69	--	--	--	6177	.03	.04	.10	.15	.40	1.00	2.00	4.09	5.30
5057	.01	.01	.01	.03	.11	.39	1.10	2.81	3.28	6210	.02	.03	.10	.10	.40	.97	1.80	4.00	4.60
5060	.01	.01	.02	.05	.17	.64	1.64	5.26	6.39	6211	.01	.01	.05	.10	.31	.90	1.85	3.70	4.28
5081	.02	.02	.05	.14	.45	1.00	1.80	3.73	4.18	6270	.10	.10	.10	.20	.50	1.10	2.00	4.08	4.89
5094	.02	.03	.10	.10	.40	.90	1.80	3.70	4.31	6275	--	--	--	--	.00	--	--	--	--
5113	.02	.03	.08	.10	.29	.75	1.62	3.80	5.10	6276	--	--	.06	.18	.91	1.73	2.75	--	--
5114	--	--	--	--	.00	--	--	--	--	6335	.02	.03	.06	.14	.40	.98	1.76	3.35	4.27
5123	--	--	.07	.18	.29	.55	2.45	--	--	6434	--	--	.09	.13	.45	1.00	1.73	--	--
5192	.02	.03	.08	.13	.39	.94	1.85	3.51	4.58	6504	.02	.03	.08	.10	.20	.60	1.20	2.73	3.30
5193	.02	.03	.06	.10	.30	.90	1.70	3.54	4.60	6558	--	--	.05	.06	.38	.97	1.90	--	--
5224	.01	.02	.05	.14	.45	1.11	1.98	4.49	5.08	6615	.07	.10	.10	.10	.30	.70	1.40	3.53	4.72
5228	.01	.02	.04	.09	.32	.91	1.76	3.44	4.23	6660	--	.02	.05	.15	.39	.91	1.95	4.80	--
5235	--	--	.03	.05	.36	.81	1.91	--	--	6663	--	.01	.04	.10	.27	.65	1.53	3.69	--
5247	.02	.03	.09	.10	.26	.60	1.20	2.40	3.10	6734	.01	.02	.04	.10	.25	.65	1.25	2.69	3.20
5258	.02	.03	.06	.14	.38	.90	1.80	3.84	4.57	6736	.02	.03	.09	.10	.21	.64	1.26	3.00	3.61
5303	.02	.03	.05	.10	.28	.76	1.49	3.55	5.05	6740	--	--	.10	.32	.82	3.35	3.56	--	--
5312	.04	.05	.10	.10	.30	.79	1.48	2.96	4.46	6750	.01	.01	.02	.05	.28	.87	2.12	5.56	9.47
5341	--	--	.11	.27	.48	1.57	3.90	--	--	6757	.01	.01	.05	.10	.38	.97	1.80	3.60	4.69
5342	--	--	--	--	.00	--	--	--	--	6775	.01	.01	.04	.09	.25	.63	1.14	2.65	3.34
5348	.03	.05	.10	.14	.50	1.10	2.00	3.90	4.67	6776	.02	.03	.09	.10	.26	.60	1.15	2.46	3.10
5358	.02	.02	.05	.10	.29	.71	1.41	2.76	3.47	6788	.02	.03	.06	.16	.50	.93	1.80	3.99	4.62
5398	.02	.03	.06	.13	.40	.95	1.89	3.78	5.28	6792	.02	.02	.06	.10	.20	.47	.93	1.91	2.23
5410	.02	.02	.07	.10	.25	.60	1.11	2.74	3.70	6794	--	--	.08	.55	1.51	2.82	3.22	--	--
5411	.01	.01	.01	.04	.15	.49	1.08	2.45	3.23	6834	.10	.10	.10	.20	.50	1.10	2.06	4.00	4.90
5424	.01	.01	.01	.06	.34	.99	2.02	3.56	7.12	6893	.02	.03	.08	.10	.20	.40	.80	2.10	2.70
5429	.02	.02	.04	.09	.26	.80	1.68	3.61	4.51	6935	.03	.04	.10	.10	.20	.60	1.10	2.48	3.29
5431	--	--	.14	.35	.70	1.40	3.03	--	--	6981	.02	.04	.05	.15	.40	.79	1.68	5.01	5.62
5461	.02	.03	.06	.15	.44	1.04	2.00	4.20	5.42	7020	.02	.02	.05	.13	.38	.99	1.92	3.87	8.06
5463	.10	.10	.10	.10	.40	1.00	1.90	3.88	5.46	7060	.03	.04	.10	.10	.30	.70	1.40	2.62	3.40
5471	--	--	.02	.04	.07	.28	.48	--	--	7066	.03	.03	.10	.14	.45	1.06	2.00	3.93	4.93
5477	--	--	.07	.15	.26	.61	1.53	--	--	7074	.02	.02	.05	.10	.20	.58	1.05	2.51	3.64
5528	.03	.03	.08	.17	.45	1.02	1.86	3.70	4.45	7097	.02	.02	.08	.16	.34	.83	1.75	3.58	4.51
5579	--	--	--	--	.55	--	--	--	--	7116	.02	.02	.05	.10	.25	.62	1.14	2.62	3.80
5580	--	--	.07	.16	.44	.90	1.87	--	--	7140	.02	.02	.05	.10	.30	.89	1.97	4.72	5.98
5589	.01	.01	.02	.05	.18	.43	.81	1.48	1.66	7173	.01	.01	.02	.05	.27	.94	2.14	5.40	6.71
5590	.02	.02	.04	.08	.19	.44	.94	1.92	3.10	7174	.01	.01	.02	.06	.29	.91	1.94	4.50	5.98
5591	.02	.02	.05	.10	.23	.50	.89	1.70	2.53	7213	.02	.02	.05	.14	.39	.92	1.85	3.71	4.50
5592	.02	.02	.04	.07	.18	.43	.79	1.83	2.17	7243	.03	.04	.10	.10	.30	.80	1.41	2.96	4.00
5594	.02	.02	.04	.08	.17	.40	.78	1.90	2.23	7262	--	.01	.02	.04	.12	.30	.58	1.23	--
5595	--	--	--	--	.03	--	--	--	--	7274	.04	.05	.10	.19	.40	.90	1.65	3.64	4.44
5596	.10	.10	.10	.10	.20	.50	1.00	2.10	2.67	7300	.02	.03	.05	.11	.33	.83	1.56	3.11	3.77
5600	.02	.02	.04	.09	.20	.48	.90	2.33	2.89	7311	--	--	.10	.20	.29	1.05	1.88	--	--
5618	--	--	.08	.15	.36	1.16	1.93	--	--	7363	--	--	.08	.17	.71	1.25	2.11	--	--
5650	--	--	.08	.20	.45	.64	1.59	--	--	7422	.02	.02	.06	.10	.30	.80	1.68	3.64	4.50
5656	.10	.10	.10	.10	.20	.60	1.30	2.90	3.56	7431	.02	.03	.06	.10	.21	.60	1.16	2.46	3.16
5658	.02	.02	.05	.10	.25	.60	1.21	3.01	4.00	7481	.02	.02	.05	.10	.17	.40	.90	2.47	3.23
5661	.10	.10	.10	.10	.20	.60	1.50	6.51	7.24	7497	.10	.10	.10	.10	.30	.90	1.66	3.43	4.28
5666	--	--	.05	.09	.29	.68	1.57	--	--	7498	.08	.10	.10	.10	.30	.90	1.63	3.26	6.06
5695	.02	.04	.07	.15	.42	.95	1.72	3.65	4.92	7499	.05	.07	.10	.10	.30	.80	1.52	3.11	4.02
5742	--	--	.04	.05	.17	.29	1.24	--	--	7531	.03	.03	.06	.11	.36	1.02	1.92	3.52	4.06
5766	--	--	.12	.30	.54	1.99	2.80	--	--	7534	.02	.03	.05	.11	.30	.85	1.57	3.48	4.41
5770	.02	.03	.07	.10	.26	.65	1.30	2.81	3.73	7556	.03	.04	.10	.10	.30	.85	1.60	3.50	4.89
5775	--	--	.05	.05	.15	.73	.97	--	--	7594	.02	.03	.06	.15	.44	1.01	1.97	3.84	5.22
5779	--	--	.13	.19	.48	.93	2.50	--	--	7596	.01	.02	.04	.10	.40	1.16	2.02	3.43	4.17
5840	.02	.03	.05	.11	.35	.85	1.75	3.33	4.74	7608	.01	.01	.03	.08	.28	.82	1.59	3.25	4.87
5890	.01	.01	.02	.04	.15	.44	1.02	2.25	2.85	7622	--	--	.01	.01	.04	.23	.73	--	--
5891	.02	.03	.05	.10	.24	.59	.99	1.86	2.30	7700	.02	.02	.05	.11	.36	.94	1.91	3.88	4.67
5897	.10	.10	.10	.10	.40	.90	1.80	3.70	4.30	7706	.02	.02	.07	.10	.30	.70	1.40	2.98	4.07

Appendix 4–4.4. Empirical distribution of storm depth defined by 18-hour minimum interevent time for hourly rainfall stations in Texas—Continued.

	Depth (inches)																		
Station no.	1st percentile	2nd percentile	10th percentile	25th percentile	50th percentile (median)	75th percentile	90th percentile	98th percentile	99th percentile	Station no.	1st percentile	2nd percentile	10th percentile	25th percentile	50th percentile (median)	75th percentile	90th percentile	98th percentile	99th percentile
7718	--	0.03	0.08	0.14	0.41	0.84	2.39	4.83	--	8910	--	--	0.04	0.12	0.42	1.19	1.93	--	--
7745	0.01	.02	.06	.13	.43	.96	1.91	4.68	6.48	8911	0.01	0.01	.03	.08	.26	.77	1.52	3.19	4.10
7922	.01	.01	.02	.05	.15	.31	.70	1.33	1.96	8924	.02	.02	.05	.09	.20	.41	.85	1.46	1.80
7936	.03	.04	.10	.14	.45	1.09	1.90	4.10	5.70	8929	--	--	.05	.14	1.14	1.85	2.81	--	--
7943	.01	.01	.02	.04	.17	.54	1.20	2.38	3.49	8942	.03	.06	.10	.10	.40	1.02	2.00	4.40	5.29
7944	--	.01	.01	.03	.24	.58	1.48	2.86	--	8944	.01	.01	.03	.10	.33	.87	1.72	3.53	4.69
7945	.01	.01	.01	.04	.17	.63	1.39	3.58	4.74	8996	.01	.02	.04	.10	.31	.85	1.69	3.44	4.84
7947	.03	.05	.10	.10	.30	.90	1.90	5.23	5.58	9014	--	--	.13	.26	.59	.97	2.09	--	--
7948	.02	.02	.04	.09	.26	.75	1.67	3.50	4.23	9037	.02	.02	.04	.07	.17	.40	.86	1.75	2.61
7951	.02	.03	.07	.15	.40	1.01	1.85	3.25	3.74	9106	.02	.02	.03	.05	.13	.37	.77	1.92	3.82
7953	.02	.02	.05	.08	.23	.66	1.42	3.03	3.68	9107	--	--	.05	.08	.20	.79	.90	--	--
7981	.02	.02	.04	.08	.28	.79	1.80	3.08	3.63	9129	--	.02	.04	.05	.13	.43	1.25	3.21	--
7990	.01	.01	.02	.06	.17	.58	1.62	4.53	4.80	9163	.02	.03	.07	.10	.31	.76	1.54	3.22	3.90
7992	--	--	.10	.15	.45	1.48	2.15	--	--	9213	.01	.01	.02	.07	.28	.74	1.67	3.64	5.04
7997	.02	.02	.04	.10	.28	.63	1.68	3.46	3.65	9214	--	--	.12	.22	.38	1.28	2.17	--	--
7999	--	--	.02	.05	.20	.45	1.14	--	--	9222	.01	.01	.04	.10	.28	.85	1.67	3.96	4.60
8022	--	.02	.05	.07	.20	.73	1.54	2.75	--	9248	.02	.03	.05	.10	.27	.64	1.26	2.55	3.16
8023	.03	.03	.07	.10	.24	.60	1.25	2.68	3.70	9266	--	.02	.05	.15	.28	.95	1.47	2.92	--
8047	.02	.03	.07	.10	.32	.88	1.61	3.20	3.92	9270	.03	.04	.10	.10	.20	.42	.90	1.90	2.75
8060	.01	.02	.03	.05	.17	.59	1.67	3.23	3.62	9295	--	.01	.02	.04	.11	.27	.55	1.46	--
8062	--	--	.02	.04	.15	.79	2.69	--	--	9304	--	--	--	.10	.17	.26	--	--	--
8068	--	--	.02	.04	.11	.33	1.20	--	--	9307	.03	.04	.10	.15	.38	.79	1.45	3.20	3.45
8081	.02	.03	.06	.10	.26	.76	1.60	3.61	4.90	9328	.02	.02	.05	.10	.28	.64	1.27	2.82	3.10
8089	--	--	.03	.10	.23	.80	1.61	--	--	9329	--	--	.04	.06	.29	1.03	1.91	--	--
8221	--	--	.11	.33	.60	.99	2.30	--	--	9345	--	--	--	--	.75	--	--	--	--
8252	.02	.03	.07	.10	.23	.61	1.20	2.48	3.20	9363	.01	.01	.01	.05	.18	.60	1.37	3.47	4.35
8265	.02	.02	.05	.11	.35	.96	1.90	4.17	6.73	9364	.01	.01	.02	.05	.19	.65	1.53	3.72	5.40
8289	--	.02	.05	.15	.45	.83	1.12	1.55	--	9365	--	--	.05	.08	.12	.30	.80	--	--
8305	.02	.03	.05	.10	.19	.40	.77	1.71	2.17	9371	.03	.04	.05	.10	.31	1.09	1.92	2.79	3.49
8335	.03	.03	.06	.16	.49	1.11	1.98	3.86	4.57	9417	.01	.02	.05	.10	.32	.91	1.70	3.17	3.96
8400	.02	.02	.05	.10	.20	.44	.85	2.49	3.44	9419	.01	.01	.02	.06	.25	.77	1.56	3.12	3.91
8445	.02	.03	.05	.11	.32	.90	1.84	3.68	4.72	9435	--	.02	.06	.11	.29	.68	1.04	3.97	--
8446	.02	.03	.10	.10	.30	.87	1.70	3.31	4.10	9491	.03	.03	.07	.10	.35	.94	1.80	3.50	4.60
8451	.02	.02	.05	.09	.24	.67	1.27	3.29	3.86	9499	.03	.04	.10	.10	.30	.70	1.40	2.74	3.39
8531	.02	.03	.06	.14	.38	.92	1.60	3.23	3.81	9522	--	--	.11	.24	.45	2.33	5.26	--	--
8541	--	.01	.05	.12	.39	.94	1.86	3.92	--	9527	.03	.04	.10	.10	.20	.60	1.20	2.40	3.14
8544	.04	.05	.10	.10	.30	.95	1.71	4.27	6.13	9532	.02	.03	.08	.10	.30	.80	1.60	3.50	4.75
8545	--	--	.03	.09	.30	.57	.93	--	--	9544	--	--	--	.10	.24	4.34	--	--	--
8563	.10	.10	.10	.10	.40	.90	1.70	4.20	4.70	9565	.02	.03	.09	.10	.30	.70	1.50	2.94	4.00
8566	.01	.02	.04	.09	.25	.71	1.31	2.49	3.38	9570	.10	.10	.10	.10	.30	.60	1.50	2.70	3.36
8583	.10	.10	.10	.10	.30	.80	1.40	2.90	3.63	9574	--	--	.10	.10	.35	.72	1.65	--	--
8584	.03	.04	.10	.10	.30	.90	1.60	3.14	4.05	9588	.02	.02	.06	.10	.20	.60	1.50	3.52	4.40
8623	.05	.06	.10	.11	.40	.90	1.70	3.11	3.96	9665	.02	.03	.10	.12	.40	1.00	1.80	3.96	5.00
8625	.02	.02	.05	.10	.33	.86	1.52	3.43	4.13	9715	.02	.02	.08	.10	.36	.90	1.65	3.20	4.21
8630	.02	.03	.06	.10	.26	.68	1.31	2.48	2.78	9729	.01	.01	.02	.06	.25	.73	1.45	3.00	3.93
8631	.02	.03	.05	.10	.30	.68	1.54	3.21	3.90	9772	.01	.02	.04	.09	.26	.80	1.65	4.74	5.86
8646	.02	.02	.05	.10	.34	.85	1.61	3.26	3.95	9814	--	--	.04	.10	.36	.92	1.82	--	--
8647	.03	.04	.10	.10	.20	.60	1.10	2.49	3.24	9815	.02	.03	.07	.12	.34	.92	1.80	3.87	5.16
8677	.01	.03	.09	.15	.37	.88	1.56	3.12	4.05	9816	--	.01	.04	.07	.25	.78	1.92	4.41	--
8696	--	--	.05	.10	.42	1.30	2.57	--	--	9817	.04	.06	.10	.10	.31	.80	1.50	3.29	4.33
8743	.02	.03	.08	.13	.41	1.02	1.97	4.16	4.83	9829	.02	.02	.05	.10	.19	.43	1.00	2.10	2.73
8761	.02	.03	.10	.10	.20	.57	1.20	2.40	3.03	9830	.01	.01	.03	.06	.11	.41	.85	1.72	2.28
8778	.03	.05	.10	.11	.40	1.00	1.90	3.70	4.40	9858	.02	.02	.05	.10	.27	.63	1.25	2.53	3.16
8845	.03	.03	.08	.10	.30	.83	1.76	3.97	5.24	9893	.02	.03	.06	.10	.32	.79	1.50	3.08	4.32
8859	.02	.03	.07	.16	.47	1.07	1.87	3.84	4.31	9916	.03	.05	.10	.19	.41	1.10	2.00	3.93	4.90
8898	.02	.03	.07	.15	.42	.93	1.90	3.95	5.29	9976	.02	.02	.06	.10	.24	.70	1.40	3.06	4.04
8908	--	--	.06	.12	.40	1.02	1.70	--	--										

Appendix 4–4.5. Empirical distribution of storm depth defined by 24-hour minimum interevent time for hourly rainfall stations in Texas.

[--, not available]

	Depth (inches)																		
Station no.	1st percentile	2nd percentile	10th percentile	25th percentile	50th percentile (median)	75th percentile	90th percentile	98th percentile	99th percentile	Station no.	1st percentile	2nd percentile	10th percentile	25th percentile	50th percentile (median)	75th percentile	90th percentile	98th percentile	99th percentile
0015	--	--	--	0.03	0.09	0.47	--	--	--	1154	0.01	0.01	0.02	0.06	0.23	0.94	1.80	3.34	4.77
0016	0.01	0.01	0.02	.06	.25	.72	1.46	2.94	3.74	1165	.01	.02	.04	.09	.29	.78	1.44	2.64	3.41
0050	.02	.02	.05	.14	.40	.95	1.63	2.79	3.60	1185	.02	.03	.05	.10	.25	.56	1.08	2.08	2.69
0054	--	--	.04	.12	.34	.70	1.31	--	--	1186	--	.02	.05	.12	.28	.76	2.10	4.16	--
0120	--	--	.05	.47	.76	2.22	3.37	--	--	1188	--	--	--	.20	.35	.69	--	--	--
0145	.01	.01	.02	.05	.17	.53	1.51	3.08	11.52	1245	--	--	.03	.13	.97	1.55	1.80	--	--
0146	--	--	.07	.15	.34	.75	1.16	--	--	1246	.10	.10	.10	.10	.40	.95	1.80	4.03	5.00
0174	.03	.04	.10	.10	.20	.60	1.10	2.69	3.12	1267	.01	.01	.04	.07	.22	.64	1.20	2.79	3.76
0178	--	--	.04	.05	.18	.94	1.58	--	--	1304	.02	.02	.05	.10	.36	.88	1.80	3.93	5.13
0179	.02	.02	.04	.07	.19	.50	1.17	2.36	2.53	1325	.02	.03	.05	.12	.37	1.08	2.06	4.47	5.54
0202	.10	.10	.10	.10	.35	.90	1.80	3.26	3.68	1429	.02	.03	.06	.11	.35	.88	1.77	3.85	4.38
0206	.04	.06	.10	.20	.41	1.00	1.80	3.50	4.58	1431	.02	.03	.06	.13	.39	1.00	1.85	4.10	4.85
0208	--	--	--	--	.19	--	--	--	--	1432	.02	.02	.05	.13	.40	1.00	1.95	3.85	4.97
0211	.01	.01	.02	.05	.17	.53	1.14	2.58	3.41	1433	.02	.03	.06	.15	.40	.96	1.92	4.19	5.08
0244	--	.02	.03	.09	.45	1.25	1.57	3.33	--	1434	.02	.03	.06	.14	.39	1.01	1.93	3.79	4.74
0248	.02	.03	.07	.10	.20	.57	1.10	2.48	3.10	1435	.02	.02	.06	.15	.43	1.03	2.10	4.05	4.74
0262	.02	.03	.07	.14	.43	1.03	1.96	3.99	5.15	1436	.03	.03	.06	.15	.42	1.05	1.94	3.95	4.93
0271	--	--	.06	.28	.77	2.49	3.16	--	--	1437	--	--	.02	.04	.11	.97	1.98	--	--
0380	.02	.02	.05	.12	.34	.96	1.99	5.28	6.75	1438	.02	.03	.05	.13	.39	.99	1.97	3.69	4.60
0394	--	--	--	.28	.47	1.10	--	--	--	1462	--	--	--	--	.00	--	--	--	--
0408	--	--	.10	.47	1.05	3.15	4.55	--	--	1492	.03	.05	.10	.10	.30	.87	1.70	3.40	4.77
0427	--	--	.10	.10	.30	.80	1.90	--	--	1500	--	--	.05	.07	.24	1.63	3.27	--	--
0428	.01	.01	.02	.05	.24	.79	1.68	3.65	4.68	1528	.03	.04	.10	.10	.30	.80	1.61	3.41	4.39
0429	.01	.01	.02	.10	.32	1.09	2.19	4.46	7.52	1541	--	--	.10	.12	.60	1.35	2.17	--	--
0463	--	.04	.08	.14	.30	.73	1.17	4.51	--	1569	.02	.02	.03	.10	.32	.93	1.70	6.04	8.65
0493	--	--	.14	.48	.82	1.56	2.48	--	--	1632	--	--	--	.07	.61	.95	--	--	--
0495	.02	.02	.04	.10	.23	.60	1.02	2.06	2.38	1641	.03	.03	.05	.10	.32	.66	1.34	2.47	3.35
0496	--	--	.03	.09	.17	.41	.73	--	--	1646	.03	.05	.10	.10	.22	.60	1.30	2.55	3.32
0498	--	--	.04	.17	.24	.27	.31	--	--	1663	--	--	.10	.20	.60	1.48	5.00	--	--
0509	.03	.04	.09	.11	.35	.90	1.80	4.00	5.40	1671	.03	.04	.10	.10	.39	.97	1.90	4.05	5.09
0518	.02	.03	.10	.10	.40	1.00	1.90	3.70	5.11	1680	.03	.03	.06	.14	.35	.90	1.72	3.66	4.55
0521	--	--	.05	.14	.33	.55	1.72	--	--	1694	.10	.10	.10	.10	.30	.80	1.70	3.20	3.64
0556	--	.04	.08	.14	.29	.91	1.67	3.21	--	1696	.02	.02	.05	.10	.30	.73	1.40	3.05	3.45
0569	.02	.04	.10	.10	.40	1.08	2.20	5.20	6.50	1697	--	.03	.05	.11	.22	.67	1.63	2.75	--
0572	.02	.02	.05	.14	.41	1.00	1.88	4.15	5.92	1698	.01	.02	.10	.10	.30	.70	1.35	3.40	3.99
0576	.01	.02	.03	.06	.22	.77	1.56	5.51	7.58	1720	.10	.10	.10	.10	.20	.90	1.92	3.29	3.85
0580	.02	.03	.05	.12	.31	.86	1.88	4.19	5.89	1761	--	.01	.01	.07	.24	.57	1.01	2.57	--
0587	.01	.02	.04	.11	.38	1.10	1.81	4.52	6.00	1773	.03	.05	.10	.19	.50	1.10	2.19	4.20	5.30
0605	.02	.05	.16	.21	.57	1.03	1.92	3.40	6.42	1810	--	--	.10	.17	.39	.63	1.79	--	--
0639	.03	.04	.10	.10	.30	.81	1.80	3.73	4.70	1823	--	--	.06	.17	.83	1.58	2.17	--	--
0655	--	--	--	--	.00	--	--	--	--	1870	.02	.03	.05	.14	.41	1.04	2.07	3.61	4.00
0665	.02	.02	.05	.11	.36	.97	1.82	4.00	5.27	1875	--	--	.26	.40	1.27	1.95	2.78	--	--
0689	.02	.03	.06	.11	.30	.89	1.80	4.00	5.15	1876	--	--	.06	.14	.53	1.24	2.09	--	--
0690	.10	.10	.10	.10	.30	.80	1.50	3.10	4.92	1889	.01	.01	.01	.07	.27	.91	1.89	3.87	5.13
0691	.02	.02	.05	.12	.37	.90	1.78	3.40	4.32	1903	.10	.10	.10	.10	.30	.70	1.15	2.93	3.59
0708	.10	.10	.10	.17	.30	.80	1.60	4.11	4.62	1914	--	--	.09	.20	.62	1.25	3.05	--	--
0738	.02	.03	.06	.14	.40	.95	1.84	3.61	4.77	1920	.03	.04	.08	.17	.47	1.04	1.91	3.76	4.99
0776	.02	.03	.06	.10	.25	.70	1.36	3.00	3.50	1921	.03	.04	.10	.17	.46	1.10	2.06	4.31	5.35
0779	.10	.10	.10	.10	.20	.60	1.40	2.97	3.21	1937	.03	.03	.07	.19	.50	1.11	1.94	4.20	5.10
0784	.02	.02	.08	.10	.20	.60	1.30	3.00	3.72	1956	.02	.03	.08	.13	.40	1.10	2.00	4.13	5.30
0786	.01	.01	.02	.05	.17	.52	1.20	2.40	3.41	1970	--	--	.04	.07	.43	1.75	2.42	--	--
0917	.03	.03	.07	.18	.52	1.21	2.24	4.77	5.90	2014	.01	.01	.01	.03	.15	.66	1.68	3.74	4.84
0923	--	--	.20	.48	1.02	1.74	4.22	--	--	2015	.01	.01	.01	.05	.19	.68	1.69	4.44	5.75
0926	.02	.03	.07	.11	.36	.93	1.80	3.42	4.25	2019	--	--	.07	.28	.86	1.51	4.60	--	--
0950	--	--	.05	.09	.17	.39	.86	--	--	2024	.03	.03	.10	.16	.44	1.00	1.77	3.80	4.70
0996	--	--	.06	.14	.87	1.73	5.55	--	--	2042	--	--	.01	.07	.20	.25	.52	--	--
1013	.10	.10	.10	.10	.20	.60	1.60	4.65	8.21	2043	--	.01	.02	.05	.16	.41	.80	1.68	--
1017	.02	.02	.07	.10	.30	.80	1.50	3.00	3.93	2048	.03	.03	.10	.10	.26	.80	1.70	3.40	5.06
1042	--	--	.33	.63	1.52	2.60	5.18	--	--	2050	--	.01	.01	.04	.12	.64	1.58	5.27	--
1048	--	--	.20	.22	.60	1.01	1.91	--	--	2051	--	.03	.05	.07	.28	.81	1.29	3.20	--
1053	.02	.03	.05	.10	.29	.84	1.53	3.57	4.13	2053	--	--	--	.07	.15	.41	--	--	--
1057	.02	.03	.05	.11	.30	.74	1.40	2.80	3.45	2073	.02	.03	.05	.12	.37	.94	1.75	4.14	5.52
1063	--	--	.11	.27	.90	1.55	5.11	--	--	2082	.02	.02	.05	.10	.20	.54	1.10	2.60	3.21
1068	.03	.04	.10	.15	.40	.96	1.90	3.46	4.45	2086	.03	.04	.10	.12	.40	1.00	1.84	3.85	5.06
1080	.03	.03	.06	.13	.27	.50	1.08	2.45	2.91	2088	--	--	.10	.10	.85	1.50	2.05	--	--
1081	.02	.03	.06	.15	.42	.99	1.88	3.85	4.57	2090	.10	.10	.10	.20	.40	1.00	1.98	4.21	5.52
1133	--	--	.01	.01	.08	.51	.92	--	--	2096	.03	.04	.10	.13	.40	.95	1.80	3.82	4.66
1136	.01	.01	.01	.04	.15	.57	1.57	3.70	5.24	2128	.02	.03	.07	.14	.44	1.07	1.90	4.05	5.09
1138	--	--	.07	.34	.89	1.40	3.29	--	--	2131	.03	.05	.10	.10	.40	.90	1.65	3.40	4.22
1139	--	.02	.05	.15	.42	.99	2.55	3.77	--	2142	--	--	.22	.40	1.00	2.09	2.81	--	--

Appendix 4–4.5. Empirical distribution of storm depth defined by 24-hour minimum interevent time for hourly rainfall stations in Texas—Continued.

	Depth (inches)																		
Station no.	1st percentile	2nd percentile	10th percentile	25th percentile	50th percentile (median)	75th percentile	90th percentile	98th percentile	99th percentile	Station no.	1st percentile	2nd percentile	10th percentile	25th percentile	50th percentile (median)	75th percentile	90th percentile	98th percentile	99th percentile
2160	--	--	0.02	0.03	0.26	0.41	1.14	--	--	3463	--	--	0.04	0.10	0.34	1.00	2.20	--	--
2206	0.02	0.03	.06	.14	.45	1.10	2.18	3.93	6.52	3476	0.02	0.02	.05	.13	.37	.90	1.80	3.90	4.32
2238	.01	.01	.02	.04	.17	.52	1.22	2.50	2.82	3485	--	--	.10	.10	.49	1.82	4.92	--	--
2240	--	.01	.02	.04	.21	.52	1.27	2.20	--	3507	.06	.09	.10	.10	.40	1.00	1.91	3.80	5.13
2242	.01	.01	.02	.08	.34	.91	1.72	3.46	3.99	3546	.02	.03	.10	.19	.47	1.14	2.12	4.30	5.30
2244	.01	.01	.04	.10	.38	.94	1.89	3.90	5.21	3547	.02	.03	.06	.14	.40	1.08	1.79	3.18	3.53
2247	--	--	.02	.06	.37	1.19	2.15	--	--	3579	--	.05	.10	.16	.36	1.43	1.89	3.70	--
2309	.03	.04	.10	.25	.57	1.18	2.02	4.46	5.86	3642	.03	.03	.10	.15	.40	1.01	1.98	4.00	5.27
2312	.08	.10	.10	.20	.50	1.10	2.10	3.90	4.75	3646	.03	.03	.06	.14	.39	.94	1.70	3.87	4.98
2334	--	.03	.08	.24	.62	1.27	3.30	5.91	--	3668	--	--	.34	.69	1.20	2.24	3.74	--	--
2336	.02	.03	.07	.18	.47	1.10	1.70	3.18	3.78	3673	--	--	.04	.10	.74	2.07	2.97	--	--
2354	--	--	.04	.10	.17	.72	1.24	--	--	3686	.05	.07	.10	.10	.40	1.00	1.90	3.31	4.21
2355	--	--	.03	.07	.34	.90	2.66	--	--	3691	.02	.03	.10	.10	.40	.91	1.80	3.50	4.69
2357	.01	.01	.01	.03	.13	.52	1.33	3.24	5.06	3734	--	--	.03	.18	1.14	3.53	4.82	--	--
2360	.01	.01	.01	.04	.16	.61	1.37	3.07	4.16	3771	.10	.10	.10	.10	.40	1.00	1.82	3.80	4.50
2361	.02	.02	.05	.10	.20	.68	1.44	3.20	11.14	3789	--	.01	.03	.07	.15	.36	.67	1.51	--
2394	.02	.02	.05	.13	.40	1.00	1.91	3.90	5.32	3826	.01	.03	.06	.17	.37	.94	1.61	3.34	4.42
2404	.02	.02	.06	.12	.37	.92	1.76	3.64	4.81	3831	.03	.03	.06	.16	.41	1.07	2.15	3.70	5.18
2415	.03	.04	.08	.19	.51	1.15	2.12	4.34	5.45	3841	.02	.02	.06	.15	.40	.99	1.74	4.96	5.63
2462	.03	.04	.09	.18	.48	1.10	2.05	3.90	4.87	3871	.02	.03	.05	.13	.35	.82	1.59	3.30	3.95
2528	--	.03	.06	.12	.29	.89	2.05	2.71	--	3884	--	--	.06	.14	.30	1.86	3.50	--	--
2617	.02	.02	.05	.10	.28	.65	1.44	3.14	4.20	3941	--	.02	.05	.10	.65	1.45	2.17	5.54	--
2619	.02	.03	.05	.15	.34	.79	1.26	2.98	3.94	3963	--	--	--	.03	.08	.18	--	--	--
2621	.02	.03	.07	.11	.31	.73	1.50	2.93	3.67	4040	.03	.03	.07	.13	.38	.81	1.48	3.18	4.59
2675	.03	.05	.10	.12	.40	.90	1.90	4.27	5.47	4058	--	--	.08	.14	.56	1.28	3.58	--	--
2676	.10	.10	.10	.10	.30	1.00	1.90	3.60	4.52	4098	.03	.04	.10	.10	.20	.60	1.10	2.30	2.90
2679	.02	.02	.06	.10	.20	.70	1.65	3.70	5.01	4100	.02	.04	.05	.10	.31	.80	1.50	3.52	4.90
2715	.02	.03	.07	.14	.40	.90	1.66	3.46	4.37	4137	.10	.10	.10	.10	.40	1.00	1.70	3.60	4.40
2744	.03	.03	.08	.10	.30	.80	1.46	3.15	3.80	4191	.03	.04	.08	.10	.30	.83	1.80	3.78	5.29
2758	--	.02	.03	.05	.15	.56	1.62	4.41	--	4256	--	--	--	--	.00	--	--	--	--
2794	--	--	.01	.04	.16	.66	1.61	--	--	4257	.04	.05	.10	.20	.50	1.17	2.20	4.41	5.59
2797	.01	.01	.01	.03	.11	.30	.65	1.55	1.98	4258	.10	.10	.10	.20	.50	1.10	2.05	4.19	7.07
2811	.02	.03	.08	.10	.30	.78	1.50	3.28	3.95	4278	.02	.02	.05	.13	.35	.96	1.83	3.63	4.52
2813	--	--	.06	.22	.42	.99	2.32	--	--	4299	.03	.04	.06	.13	.27	.57	.89	1.24	1.49
2814	--	--	.01	.03	.07	.28	1.01	--	--	4300	.01	.01	.02	.07	.29	.93	1.92	4.29	6.57
2815	.10	.10	.10	.10	.30	.70	1.40	3.26	4.57	4305	.01	.01	.02	.06	.30	.92	1.94	4.45	5.56
2818	.02	.02	.05	.12	.37	.81	1.52	3.85	4.96	4307	.01	.01	.02	.08	.35	.93	1.99	4.86	7.56
2986	.02	.04	.09	.20	.62	1.39	2.17	4.42	7.61	4309	.02	.02	.05	.13	.42	1.10	2.07	4.40	5.91
3005	.02	.03	.10	.12	.39	.90	1.60	3.44	4.35	4311	.02	.02	.06	.15	.44	1.18	2.20	4.55	5.71
3033	.02	.02	.04	.08	.15	.35	.75	1.63	2.00	4313	.03	.04	.10	.20	.45	1.20	2.55	5.02	8.24
3034	--	--	--	--	.16	--	--	--	--	4319	--	.04	.10	.17	.40	.85	1.85	3.63	--
3047	--	--	.10	.13	.68	1.71	2.95	--	--	4329	.02	.03	.07	.16	.45	1.08	2.11	4.65	5.99
3103	--	--	.12	.19	.29	1.10	2.74	--	--	4331	--	--	--	--	.00	--	--	--	--
3133	.02	.03	.07	.16	.46	1.06	1.95	4.03	5.25	4375	.10	.10	.10	.10	.30	.90	1.80	4.15	5.64
3156	.04	.05	.10	.16	.46	1.17	2.20	5.99	9.29	4392	.02	.03	.05	.16	.50	1.20	2.24	5.99	7.26
3171	.03	.03	.07	.15	.41	1.00	1.88	3.79	4.92	4425	.03	.03	.09	.10	.21	.60	1.20	2.47	3.17
3189	.02	.03	.05	.10	.20	.50	1.00	2.54	3.40	4440	.02	.02	.05	.11	.34	.83	1.53	3.40	4.13
3260	.01	.02	.04	.10	.32	.85	1.81	3.33	4.10	4476	.04	.05	.10	.14	.40	.90	1.70	3.54	4.42
3267	--	.02	.03	.05	.19	.58	1.25	5.47	--	4498	--	--	.02	.06	.17	.38	.60	--	--
3270	.04	.10	.10	.10	.30	.70	1.40	3.20	3.80	4517	.02	.02	.05	.13	.38	.94	1.80	3.52	4.06
3272	--	--	.02	.03	.13	.22	.37	--	--	4520	.10	.10	.10	.10	.40	.90	1.70	3.50	4.30
3277	--	--	.02	.03	.13	.23	.70	--	--	4525	--	--	.04	.07	.28	.80	5.54	--	--
3278	.02	.03	.06	.10	.25	.69	1.30	2.65	3.38	4563	--	--	.04	.06	.40	.64	1.92	--	--
3280	.01	.01	.03	.05	.16	.45	.98	1.93	2.65	4570	.02	.03	.08	.10	.30	.76	1.50	3.01	4.35
3281	--	--	.04	.12	.28	.52	1.00	--	--	4577	.03	.04	.10	.20	.50	1.10	2.00	4.10	5.88
3283	.01	.01	.02	.08	.30	.79	1.79	3.80	4.84	4591	.02	.03	.06	.14	.42	1.00	1.90	3.85	4.91
3284	.01	.02	.10	.11	.40	.93	1.90	3.53	4.30	4670	.02	.03	.07	.10	.30	.79	1.50	3.07	3.62
3285	.03	.08	.10	.10	.40	1.00	1.90	3.71	4.50	4671	.01	.01	.03	.06	.27	.71	1.21	3.12	3.35
3329	.02	.02	.05	.10	.30	.81	1.75	3.67	5.11	4679	.03	.04	.10	.10	.36	.90	1.86	4.00	5.31
3335	.02	.03	.10	.20	.47	1.29	2.19	4.86	9.41	4696	--	--	.05	.09	.47	.81	1.14	--	--
3370	.02	.03	.06	.15	.47	1.06	2.00	4.00	5.02	4703	.02	.02	.05	.12	.24	.75	1.41	3.06	3.48
3410	.04	.05	.10	.10	.30	.70	1.40	2.86	3.59	4704	.02	.03	.06	.18	.48	1.24	2.79	5.00	7.09
3415	.02	.03	.10	.11	.40	.90	1.80	3.72	4.97	4731	--	.01	.01	.05	.18	.64	1.24	4.64	--
3430	.01	.01	.02	.07	.29	.86	1.90	4.31	6.46	4792	.10	.10	.10	.10	.40	.93	1.70	3.30	4.20
3431	.01	.01	.02	.06	.25	.81	1.67	5.41	10.33	4819	.10	.10	.10	.20	.50	1.10	2.00	3.94	4.26
3441	--	--	.05	.19	.41	1.04	2.51	--	--	4852	--	--	.14	.37	.78	1.14	2.87	--	--
3442	.02	.03	.05	.10	.25	.52	1.30	2.28	2.78	4866	.03	.04	.10	.15	.44	1.00	1.86	3.61	4.37
3446	.03	.04	.06	.12	.30	.70	1.20	2.51	3.17	4876	.10	.10	.10	.10	.40	1.20	2.88	5.32	7.01
3460	--	--	.04	.10	.82	1.35	1.90	--	--	4878	.02	.03	.08	.18	.50	1.25	2.42	5.05	6.20
3462	.05	.05	.09	.15	.36	.86	1.27	2.42	4.53	4880	.02	.03	.06	.10	.27	.65	1.30	2.72	3.40

Appendix 4–4.5. Empirical distribution of storm depth defined by 24-hour minimum interevent time for hourly rainfall stations in Texas—Continued.

	Depth (inches)																		
Station no.	1st percentile	2nd percentile	10th percentile	25th percentile	50th percentile (median)	75th percentile	90th percentile	98th percentile	99th percentile	Station no.	1st percentile	2nd percentile	10th percentile	25th percentile	50th percentile (median)	75th percentile	90th percentile	98th percentile	99th percentile
4920	0.03	0.03	0.09	0.10	0.30	0.90	1.70	3.73	4.80	5957	0.03	0.04	0.10	0.10	0.40	0.90	1.70	3.60	4.81
4934	--	--	--	.07	.14	.66	--	--	--	5958	.01	.01	.05	.13	.37	1.10	1.90	2.79	3.45
4972	.03	.03	.10	.11	.39	.86	1.64	3.50	4.40	5973	--	.02	.03	.05	.18	.66	1.75	3.88	--
4973	.03	.05	.10	.25	.60	1.20	2.12	3.76	4.39	5996	.03	.04	.10	.10	.37	.90	1.70	3.50	4.40
4974	.02	.03	.05	.10	.28	.69	1.31	3.05	3.85	6017	.01	.01	.03	.06	.21	.65	1.30	2.66	2.96
4975	.10	.10	.10	.20	.50	1.20	2.10	4.20	5.10	6024	.02	.03	.06	.16	.60	1.44	2.55	6.17	6.60
4978	.02	.02	.04	.10	.35	.93	2.00	4.16	5.33	6050	--	--	.15	.24	.40	1.03	1.73	--	--
4979	--	--	.11	.35	.65	2.25	3.29	--	--	6104	.02	.03	.05	.10	.23	.57	1.11	2.56	3.31
4982	.02	.03	.06	.12	.33	.80	1.54	2.92	3.67	6108	.03	.04	.10	.20	.50	1.20	2.12	4.51	5.51
5018	.02	.03	.07	.15	.43	.97	1.66	2.87	3.99	6136	.03	.04	.10	.10	.22	.60	1.15	2.30	3.05
5048	.02	.03	.10	.10	.20	.70	1.30	2.95	3.73	6166	--	.03	.05	.09	.21	.60	1.25	2.40	--
5049	--	.10	.10	.10	.25	.50	.92	4.45	--	6176	.02	.02	.05	.15	.49	.98	2.37	4.80	6.73
5056	--	--	--	.20	.37	.69	--	--	--	6177	.03	.05	.10	.20	.50	1.11	2.10	4.45	5.80
5057	.01	.01	.02	.04	.14	.44	1.20	2.90	3.40	6210	.03	.04	.10	.12	.40	1.05	1.99	4.14	4.70
5060	.01	.01	.02	.06	.22	.77	1.92	5.90	6.74	6211	.01	.01	.05	.12	.45	1.12	2.25	4.26	4.92
5081	.02	.03	.06	.17	.52	1.10	2.00	3.86	4.25	6270	.10	.10	.10	.20	.50	1.20	2.20	4.40	5.44
5094	.02	.03	.10	.15	.40	1.00	1.90	3.97	4.64	6275	--	--	--	--	.00	--	--	--	--
5113	.02	.03	.08	.10	.30	.80	1.80	4.16	5.38	6276	--	--	.06	.18	1.08	1.82	2.80	--	--
5114	--	--	--	--	.00	--	--	--	--	6335	.02	.03	.07	.16	.44	1.04	1.90	3.65	4.61
5123	--	--	.07	.16	.27	.89	2.54	--	--	6434	--	--	.09	.13	.45	1.00	1.73	--	--
5192	.02	.03	.09	.15	.40	1.05	1.94	3.94	5.23	6504	.02	.03	.09	.10	.25	.66	1.30	2.91	3.45
5193	.02	.03	.07	.10	.38	1.00	1.87	3.79	4.90	6558	--	--	.05	.06	.49	.99	1.88	--	--
5224	.01	.02	.05	.14	.50	1.14	2.27	5.29	8.28	6615	.06	.10	.10	.10	.30	.70	1.50	3.64	5.02
5228	.02	.02	.05	.10	.40	1.03	1.82	3.71	4.32	6660	--	.03	.05	.17	.40	.96	2.17	4.96	--
5235	--	--	.04	.05	.54	1.01	1.94	--	--	6663	--	.02	.10	.16	.40	1.12	1.75	4.51	--
5247	.02	.03	.10	.10	.30	.70	1.30	2.52	3.18	6734	.01	.02	.05	.10	.28	.71	1.30	3.00	3.47
5258	.02	.03	.07	.15	.40	.94	1.89	3.89	4.70	6736	.03	.03	.10	.10	.26	.70	1.31	3.19	3.94
5303	.02	.03	.05	.10	.30	.89	1.67	3.87	5.18	6740	--	--	.09	.26	.94	3.39	4.10	--	--
5312	.04	.05	.10	.10	.30	.80	1.60	3.29	4.99	6750	.01	.01	.01	.05	.29	1.19	2.36	6.41	9.71
5341	--	--	.10	.22	.47	1.61	5.49	--	--	6757	.01	.02	.06	.13	.41	1.07	1.96	4.00	5.06
5342	--	--	--	--	.00	--	--	--	--	6775	.01	.01	.04	.10	.26	.67	1.25	2.72	3.41
5348	.03	.05	.10	.20	.50	1.20	2.20	4.00	4.80	6776	.02	.03	.10	.10	.30	.66	1.23	2.70	3.40
5358	.02	.02	.05	.10	.30	.78	1.53	2.97	3.69	6788	.02	.03	.06	.18	.50	1.06	1.93	4.13	5.07
5398	.03	.03	.08	.15	.45	1.06	2.01	4.29	5.83	6792	.02	.02	.07	.10	.20	.50	1.06	2.12	2.70
5410	.02	.03	.08	.10	.28	.64	1.20	3.10	4.00	6794	--	--	.16	.56	1.38	3.15	5.07	--	--
5411	.01	.01	.02	.05	.17	.54	1.14	2.76	3.45	6834	.10	.10	.10	.20	.50	1.20	2.20	4.40	5.20
5424	.01	.01	.02	.07	.39	1.13	2.41	4.24	7.50	6893	.02	.03	.08	.10	.20	.42	.85	2.10	2.70
5429	.02	.02	.04	.10	.31	.92	1.84	3.94	4.79	6935	.03	.04	.10	.10	.27	.60	1.30	2.87	3.38
5431	--	--	.14	.35	.70	1.40	3.03	--	--	6981	.02	.03	.07	.16	.45	.97	1.85	5.48	5.72
5461	.02	.03	.06	.16	.46	1.11	2.05	4.27	5.79	7020	.02	.02	.04	.13	.38	1.07	2.07	4.15	8.42
5463	.10	.10	.10	.10	.50	1.10	2.00	4.30	5.70	7060	.03	.05	.10	.10	.30	.80	1.53	2.93	3.53
5471	--	--	.03	.06	.10	.41	.82	--	--	7066	.03	.03	.10	.18	.50	1.13	2.14	4.09	5.09
5477	--	--	.07	.15	.40	.61	3.50	--	--	7074	.02	.02	.06	.10	.23	.60	1.18	2.82	3.82
5528	.03	.03	.08	.18	.50	1.07	2.02	3.81	4.47	7097	--	.02	.08	.17	.39	.89	1.89	3.76	--
5579	--	--	--	--	.55	--	--	--	--	7116	.02	.02	.05	.11	.28	.69	1.28	2.64	3.87
5580	--	--	.08	.30	.49	1.23	1.89	--	--	7140	.02	.02	.05	.10	.32	.98	2.17	4.99	6.50
5589	.01	.01	.02	.06	.20	.49	.97	1.52	1.67	7173	.01	.01	.02	.07	.38	1.10	2.49	5.98	7.56
5590	.02	.02	.04	.08	.20	.47	1.06	2.23	3.23	7174	.01	.01	.02	.08	.35	1.04	2.18	5.20	7.13
5591	.02	.02	.05	.11	.26	.55	.97	1.85	2.73	7213	.02	.02	.06	.16	.42	1.00	1.99	3.98	4.99
5592	.02	.02	.04	.08	.20	.47	.99	2.11	2.45	7243	.03	.04	.10	.10	.30	.81	1.57	3.02	4.09
5594	.02	.03	.04	.08	.20	.47	.80	1.92	2.24	7262	--	.01	.01	.03	.12	.34	.60	1.47	--
5595	--	--	--	--	.03	--	--	--	--	7274	.04	.05	.10	.20	.42	.95	1.81	3.80	5.46
5596	.10	.10	.10	.10	.20	.50	1.10	2.60	3.37	7300	.02	.03	.05	.13	.37	.88	1.63	3.26	4.60
5600	.02	.02	.05	.10	.23	.53	1.01	2.59	3.71	7311	--	--	.10	.20	.30	1.11	1.91	--	--
5618	--	--	.07	.15	.36	1.21	2.38	--	--	7363	--	--	.07	.15	.94	1.67	2.33	--	--
5650	--	--	.12	.27	.45	.76	1.78	--	--	7422	.02	.03	.07	.10	.33	.90	1.81	4.00	4.92
5656	.10	.10	.10	.10	.30	.70	1.40	3.00	3.60	7431	.03	.03	.06	.10	.23	.60	1.22	2.67	3.37
5658	.02	.02	.05	.10	.26	.65	1.33	3.05	4.59	7481	.02	.02	.05	.10	.20	.45	.96	2.56	3.37
5661	.10	.10	.10	.10	.30	.72	1.80	6.55	8.60	7497	.10	.10	.10	.10	.40	1.00	1.72	3.70	5.09
5666	--	--	.05	.09	.30	.86	1.59	--	--	7498	.08	.10	.10	.10	.40	1.05	1.70	4.24	6.66
5695	.03	.04	.08	.18	.48	1.03	1.84	3.83	5.07	7499	.05	.07	.10	.10	.36	.90	1.70	3.50	4.21
5742	--	--	.04	.07	.20	.33	1.59	--	--	7531	.03	.03	.06	.13	.40	1.08	1.98	3.67	4.16
5766	--	--	.12	.30	.54	1.99	2.80	--	--	7534	.02	.03	.05	.11	.35	.93	1.70	3.52	5.83
5770	.02	.03	.07	.10	.30	.70	1.40	2.96	4.00	7556	.03	.04	.10	.10	.37	.90	1.80	3.70	5.12
5775	--	--	.05	.05	.15	.73	.97	--	--	7594	.02	.03	.07	.16	.48	1.10	2.10	4.33	5.70
5779	--	--	.12	.19	.49	1.12	2.53	--	--	7596	.01	.02	.04	.10	.44	1.27	2.08	3.46	4.29
5840	.02	.03	.05	.11	.36	.90	1.91	3.93	4.82	7608	.01	.01	.03	.10	.31	.89	1.79	3.39	4.96
5890	.01	.01	.02	.05	.16	.47	1.07	2.49	3.06	7622	--	--	.01	.01	.06	.34	.76	--	--
5891	.02	.03	.06	.10	.25	.61	1.03	1.90	2.38	7700	.02	.02	.05	.13	.44	1.09	2.08	4.20	5.03
5897	.10	.10	.10	.10	.40	1.00	1.90	3.80	4.60	7706	.02	.03	.08	.10	.30	.72	1.52	3.24	4.39

Appendix 4–4.5. Empirical distribution of storm depth defined by 24-hour minimum interevent time for hourly rainfall stations in Texas—Continued.

	Depth (inches)																		
Station no.	1st percentile	2nd percentile	10th percentile	25th percentile	50th percentile (median)	75th percentile	90th percentile	98th percentile	99th percentile	Station no.	1st percentile	2nd percentile	10th percentile	25th percentile	50th percentile (median)	75th percentile	90th percentile	98th percentile	99th percentile
7718	--	0.03	0.08	0.15	0.45	0.92	2.53	4.97	--	8910	--	--	0.04	0.10	0.42	1.41	2.37	--	--
7745	0.01	.02	.06	.15	.49	1.16	2.14	5.12	7.17	8911	0.01	0.01	.03	.09	.32	.83	1.66	3.49	4.47
7922	.01	.01	.02	.06	.16	.34	.75	1.41	2.00	8924	.02	.03	.05	.10	.22	.47	.91	1.66	1.86
7936	.03	.04	.10	.20	.50	1.20	2.15	4.36	6.25	8929	--	--	.04	.12	.83	1.60	6.25	--	--
7943	.01	.01	.02	.05	.19	.58	1.27	2.68	3.54	8942	.04	.06	.10	.20	.50	1.14	2.20	4.70	5.50
7944	--	.01	.01	.04	.27	.74	1.61	3.14	--	8944	.01	.02	.04	.12	.38	.97	1.92	4.01	5.22
7945	.01	.01	.01	.05	.21	.72	1.56	3.83	5.07	8996	.02	.02	.05	.12	.37	.98	1.89	3.99	5.31
7947	.05	.05	.10	.10	.40	1.02	1.97	5.45	6.03	9014	--	--	.14	.38	.74	1.40	2.42	--	--
7948	.02	.02	.04	.10	.30	.82	1.83	4.04	4.55	9037	.02	.02	.05	.09	.20	.43	.91	2.05	2.67
7951	.02	.04	.07	.19	.45	1.11	1.93	3.58	4.50	9106	.02	.02	.03	.06	.14	.42	.83	2.09	5.10
7953	--	.02	.05	.09	.23	.68	1.75	3.89	--	9107	--	--	.05	.08	.20	.79	.90	--	--
7981	.02	.02	.05	.10	.29	.84	1.99	3.69	4.01	9129	--	.02	.04	.05	.16	.48	1.36	3.53	--
7990	--	.01	.03	.07	.20	.65	2.12	4.58	--	9163	.02	.03	.07	.11	.35	.80	1.70	3.30	4.19
7992	--	--	.09	.12	.50	1.77	2.33	--	--	9213	.01	.01	.02	.09	.34	.88	1.72	4.33	5.10
7997	--	.02	.04	.10	.28	.67	1.60	4.00	--	9214	--	--	.14	.29	.43	1.63	4.03	--	--
7999	--	--	.02	.04	.18	.52	1.38	--	--	9222	.02	.02	.04	.12	.32	.98	1.83	4.35	4.89
8022	--	.05	.05	.07	.21	.92	1.58	2.86	--	9248	.02	.03	.06	.10	.28	.82	1.33	2.82	3.24
8023	.03	.04	.08	.10	.28	.70	1.36	2.85	3.74	9266	--	.02	.05	.17	.28	1.00	1.56	2.93	--
8047	.02	.03	.08	.12	.40	.95	1.75	3.52	4.38	9270	.03	.04	.10	.10	.20	.50	1.00	2.20	2.93
8060	.01	.02	.03	.06	.18	.71	1.93	3.51	3.68	9295	--	.01	.02	.04	.12	.30	.68	1.57	--
8062	--	--	.01	.04	.31	1.04	3.21	--	--	9304	--	--	--	--	.24	--	--	--	--
8068	--	--	.02	.05	.14	.40	1.23	--	--	9307	.03	.04	.10	.15	.40	.80	1.75	3.22	3.52
8081	.02	.03	.07	.10	.30	.85	1.70	3.87	5.60	9328	.01	.02	.05	.10	.29	.68	1.27	2.92	3.12
8089	--	--	.03	.10	.30	.80	1.62	--	--	9329	--	--	.05	.10	.65	1.09	2.10	--	--
8221	--	--	.10	.27	.62	1.13	2.31	--	--	9345	--	--	--	--	.75	--	--	--	--
8252	.02	.03	.07	.10	.30	.70	1.30	2.60	3.54	9363	.01	.01	.02	.05	.21	.70	1.52	3.67	5.18
8265	.02	.03	.05	.14	.41	1.08	2.16	4.97	7.14	9364	.01	.01	.02	.05	.22	.78	1.73	3.96	5.92
8289	--	--	.05	.15	.45	.93	1.13	--	--	9365	--	--	.07	.10	.25	.45	1.76	--	--
8305	.02	.03	.05	.10	.20	.40	.84	1.90	2.49	9371	.04	.04	.07	.12	.38	1.17	2.09	3.01	3.56
8335	.03	.03	.07	.18	.54	1.20	2.12	4.25	4.90	9417	.02	.02	.05	.11	.37	1.00	1.85	3.33	4.31
8400	.02	.02	.05	.10	.25	.50	1.08	2.97	3.68	9419	.01	.01	.02	.07	.29	.85	1.66	3.27	4.25
8445	.02	.03	.05	.13	.39	1.03	1.93	4.12	5.40	9435	--	.02	.06	.12	.36	.72	1.21	4.39	--
8446	.02	.03	.10	.10	.38	.94	1.80	3.50	4.80	9491	.03	.03	.08	.13	.40	1.04	2.00	3.74	4.80
8451	.02	.02	.05	.10	.25	.70	1.34	3.41	3.99	9499	.03	.04	.10	.10	.30	.80	1.50	2.82	3.40
8531	.02	.03	.07	.15	.40	1.00	1.77	3.40	4.05	9522	--	--	--	.21	.83	3.46	--	--	--
8541	--	.01	.05	.14	.41	.98	1.88	3.93	--	9527	.03	.04	.10	.10	.28	.60	1.30	2.69	3.60
8544	.04	.05	.10	.11	.32	1.01	1.90	5.19	6.60	9532	.02	.03	.09	.10	.40	.90	1.70	3.73	4.98
8545	--	--	.03	.08	.38	.57	.97	--	--	9544	--	--	--	.10	.24	4.34	--	--	--
8563	.10	.10	.10	.10	.40	1.00	1.90	4.30	4.85	9565	.02	.03	.09	.10	.30	.70	1.53	3.49	4.32
8566	.02	.02	.05	.10	.27	.78	1.48	2.73	3.45	9570	.10	.10	.10	.10	.30	.70	1.60	2.75	3.45
8583	.10	.10	.10	.10	.30	.90	1.50	2.99	4.08	9574	--	--	.10	.10	.40	.90	2.20	--	--
8584	.03	.04	.10	.11	.37	.97	1.78	3.30	4.39	9588	.02	.02	.06	.10	.23	.72	1.70	4.05	4.86
8623	.05	.06	.10	.17	.40	1.00	1.80	3.34	4.44	9665	.03	.04	.10	.15	.44	1.06	1.90	4.30	5.36
8625	.02	.03	.06	.12	.37	.93	1.71	3.49	4.38	9715	.02	.03	.09	.11	.40	.95	1.72	3.54	4.68
8630	.02	.03	.07	.10	.30	.70	1.45	2.53	2.87	9729	.01	.01	.02	.07	.28	.80	1.52	3.38	4.21
8631	.02	.04	.06	.11	.31	.72	1.60	3.33	4.13	9772	.01	.02	.04	.10	.31	.89	1.85	5.00	6.13
8646	.02	.03	.06	.12	.37	.93	1.72	3.31	4.30	9814	--	--	.04	.10	.36	.92	1.82	--	--
8647	.03	.04	.10	.10	.25	.62	1.20	2.67	3.53	9815	.03	.03	.07	.15	.38	1.01	1.95	4.11	5.88
8677	.01	.03	.10	.17	.37	.98	1.56	3.96	5.27	9816	--	.04	.05	.10	.28	.81	2.11	4.51	--
8696	--	--	.03	.18	.42	1.44	3.18	--	--	9817	.04	.06	.10	.10	.40	.81	1.60	3.40	4.40
8743	.02	.04	.08	.15	.49	1.10	2.10	4.49	5.42	9829	.02	.02	.05	.10	.20	.50	1.04	2.29	2.92
8761	.02	.04	.10	.10	.24	.60	1.30	2.49	3.51	9830	.01	.01	.03	.07	.13	.42	.92	1.88	2.42
8778	.03	.05	.10	.19	.43	1.01	2.00	3.80	4.60	9858	.02	.02	.05	.11	.28	.65	1.33	2.59	3.28
8845	.03	.04	.09	.10	.33	.96	1.99	4.20	5.56	9893	.02	.03	.06	.10	.35	.82	1.70	3.30	4.40
8859	.02	.03	.08	.19	.51	1.15	2.02	4.10	4.83	9916	.03	.05	.10	.20	.50	1.20	2.18	4.00	4.90
8898	.03	.03	.08	.16	.45	1.03	2.09	4.02	5.61	9976	.02	.03	.06	.10	.30	.79	1.50	3.20	4.44
8908	--	--	.06	.12	.46	1.05	1.71	--	--										

Appendix 4–4.6. Empirical distribution of storm depth defined by 48-hour minimum interevent time for hourly rainfall stations in Texas.

[--, not available]

	Depth (inches)																		
Station no.	1st percentile	2nd percentile	10th percentile	25th percentile	50th percentile (median)	75th percentile	90th percentile	98th percentile	99th percentile	Station no.	1st percentile	2nd percentile	10th percentile	25th percentile	50th percentile (median)	75th percentile	90th percentile	98th percentile	99th percentile
0015	--	--	--	0.04	0.13	0.66	--	--	--	1154	0.01	0.01	0.03	0.12	0.44	1.29	2.68	5.06	6.11
0016	0.01	0.01	0.02	.08	.32	.86	1.76	3.69	4.53	1165	.02	.02	.05	.11	.35	.93	1.75	3.04	3.95
0050	.02	.03	.06	.16	.49	1.14	1.90	3.40	4.76	1185	.02	.02	.05	.10	.27	.68	1.22	2.47	3.02
0054	--	--	.07	.15	.34	.55	1.36	--	--	1186	--	.01	.05	.13	.46	1.02	2.57	5.86	--
0120	--	--	.04	.09	.76	2.80	6.80	--	--	1188	--	--	--	.21	.64	.94	--	--	--
0145	.01	.01	.02	.08	.24	.80	1.82	3.72	14.63	1245	--	--	.02	.13	.62	2.15	8.49	--	--
0146	--	--	.09	.17	.51	1.03	1.47	--	--	1246	.10	.10	.10	.20	.60	1.20	2.30	4.60	5.61
0174	.03	.05	.10	.10	.30	.70	1.40	3.14	3.80	1267	.01	.02	.04	.11	.28	.76	1.49	3.18	5.97
0178	--	--	.03	.05	.27	1.18	2.08	--	--	1304	.02	.03	.05	.13	.45	1.00	2.02	4.66	7.14
0179	.02	.02	.05	.08	.24	.58	1.23	3.24	3.64	1325	.03	.03	.06	.15	.48	1.30	2.47	5.19	7.12
0202	.10	.10	.10	.20	.50	1.10	2.00	3.84	4.48	1429	.03	.03	.07	.15	.44	1.08	2.04	4.71	5.80
0206	.04	.06	.10	.20	.55	1.20	2.29	4.10	5.09	1431	.02	.03	.07	.16	.52	1.22	2.25	4.63	5.45
0208	--	--	--	--	.19	--	--	--	--	1432	.02	.02	.05	.16	.53	1.21	2.27	4.55	6.18
0211	.01	.01	.02	.06	.22	.66	1.44	3.08	3.96	1433	.02	.03	.07	.19	.50	1.20	2.36	4.79	5.75
0244	--	.02	.05	.19	.56	1.40	2.25	3.90	--	1434	.02	.03	.07	.15	.50	1.22	2.28	4.15	5.36
0248	.02	.03	.08	.10	.27	.69	1.32	2.87	3.70	1435	.02	.03	.06	.15	.54	1.23	2.27	4.49	5.15
0262	.02	.03	.08	.20	.51	1.25	2.23	4.82	5.91	1436	.03	.03	.07	.18	.52	1.24	2.34	4.53	5.61
0271	--	--	.04	.14	1.27	3.29	4.78	--	--	1437	--	--	.02	.04	.11	.79	2.02	--	--
0380	.02	.02	.06	.16	.42	1.07	2.32	5.92	7.28	1438	.02	.03	.06	.15	.51	1.16	2.22	4.49	5.29
0394	--	--	--	.21	.40	1.79	--	--	--	1462	--	--	--	--	.00	--	--	--	--
0408	--	--	.06	.47	.88	5.34	10.34	--	--	1492	.03	.05	.10	.11	.40	1.00	1.93	3.76	4.96
0427	--	--	.10	.10	.50	1.25	2.82	--	--	1500	--	--	.05	.18	.54	1.77	5.98	--	--
0428	.01	.01	.02	.08	.36	1.02	2.11	4.65	5.64	1528	.03	.04	.10	.10	.34	.90	1.90	4.00	5.44
0429	.01	.01	.02	.10	.45	1.22	2.66	5.14	9.75	1541	--	--	.10	.20	.70	1.35	3.60	--	--
0463	--	.04	.08	.17	.35	.74	1.28	4.84	--	1569	.02	.02	.05	.13	.39	1.26	2.12	7.00	9.75
0493	--	--	.42	.66	1.34	1.68	2.91	--	--	1632	--	--	--	.28	.73	1.03	--	--	--
0495	.02	.02	.06	.12	.28	.66	1.23	2.19	2.84	1641	.02	.03	.07	.15	.40	.80	1.68	2.98	4.02
0496	--	--	.04	.13	.17	.44	.78	--	--	1646	.04	.05	.10	.10	.30	.78	1.49	3.10	3.87
0498	--	--	--	.14	.26	.29	--	--	--	1663	--	--	.10	.20	.60	1.80	4.86	--	--
0509	.03	.04	.10	.18	.49	1.10	2.11	4.76	6.37	1671	.03	.05	.10	.15	.50	1.20	2.30	4.80	5.82
0518	.02	.03	.10	.20	.53	1.20	2.40	4.82	6.25	1680	.03	.04	.07	.17	.44	1.08	2.02	3.76	5.25
0521	--	--	.06	.14	.33	.61	2.33	--	--	1694	.10	.10	.10	.10	.30	.90	2.00	3.66	3.79
0556	--	.04	.09	.15	.34	1.05	1.92	3.84	--	1696	.02	.02	.05	.12	.35	.85	1.66	3.15	3.72
0569	.02	.04	.10	.20	.50	1.35	2.80	6.03	8.01	1697	--	.03	.05	.10	.27	.73	1.82	2.88	--
0572	.02	.03	.06	.15	.49	1.22	2.22	4.89	6.90	1698	.01	.02	.10	.10	.40	.89	1.70	3.69	4.61
0576	--	.02	.03	.06	.28	1.08	1.94	7.70	--	1720	.10	.10	.10	.10	.30	1.00	2.24	4.07	5.01
0580	.02	.04	.05	.15	.38	1.02	2.17	4.99	6.25	1761	--	.01	.01	.08	.28	.84	1.54	2.97	--
0587	.01	.02	.05	.15	.51	1.33	2.58	5.49	7.56	1773	.04	.05	.10	.20	.61	1.40	2.68	5.15	6.42
0605	--	.05	.20	.30	.69	1.32	2.33	4.71	--	1810	--	--	.15	.29	.54	1.41	2.62	--	--
0639	.04	.04	.10	.10	.40	1.10	2.25	4.30	5.43	1823	--	--	.05	.20	.56	3.54	5.55	--	--
0655	--	--	--	--	.00	--	--	--	--	1870	.02	.03	.06	.15	.51	1.27	2.28	4.42	6.75
0665	.02	.02	.05	.14	.46	1.18	2.18	4.76	5.92	1875	--	--	.33	.46	1.31	2.46	3.56	--	--
0689	.02	.03	.07	.13	.37	1.05	2.03	4.45	7.41	1876	--	--	.10	.21	.56	1.53	2.25	--	--
0690	.10	.10	.10	.10	.40	1.00	1.90	3.38	6.08	1889	.01	.01	.03	.10	.46	1.14	2.32	5.58	7.97
0691	.02	.02	.06	.15	.47	1.10	2.09	4.19	5.55	1903	.10	.10	.10	.10	.40	.90	1.50	3.36	4.08
0708	--	.10	.10	.20	.45	1.30	2.17	4.57	--	1914	--	--	.18	.36	1.06	1.93	6.25	--	--
0738	.02	.03	.08	.17	.52	1.16	2.19	4.42	5.58	1920	.03	.04	.10	.20	.56	1.23	2.13	4.37	5.03
0776	.02	.03	.06	.10	.30	.80	1.59	3.45	3.94	1921	.03	.05	.10	.20	.60	1.31	2.59	4.98	6.21
0779	.10	.10	.10	.10	.30	.70	1.90	3.19	4.06	1937	.03	.04	.09	.24	.62	1.29	2.40	4.66	5.65
0784	.02	.03	.10	.10	.30	.80	1.60	3.30	4.12	1956	.02	.03	.10	.20	.58	1.43	2.50	5.02	6.43
0786	.01	.01	.02	.07	.23	.64	1.36	2.66	3.57	1970	--	--	.03	.07	.14	4.08	15.62	--	--
0917	.03	.04	.09	.25	.70	1.50	2.83	5.85	6.97	2014	.01	.01	.01	.05	.26	.91	2.22	4.69	5.67
0923	--	--	.11	.41	1.11	6.58	9.37	--	--	2015	.01	.01	.02	.06	.27	.90	2.13	5.47	7.61
0926	.02	.03	.08	.16	.45	1.10	2.20	4.25	5.52	2019	--	--	.04	.23	.96	4.62	7.54	--	--
0950	--	--	.04	.09	.18	.57	1.19	--	--	2024	.03	.04	.10	.20	.52	1.20	2.10	4.15	5.35
0996	--	--	--	.17	2.00	5.62	--	--	--	2042	--	--	--	.06	.20	.30	--	--	--
1013	.10	.10	.10	.10	.30	.70	1.80	4.54	11.13	2043	--	.01	.02	.09	.20	.44	.81	2.51	--
1017	.02	.03	.08	.11	.40	.97	1.80	3.60	5.06	2048	.03	.03	.10	.10	.34	1.00	2.02	4.26	5.68
1042	--	--	--	.70	1.89	5.00	--	--	--	2050	--	.01	.01	.04	.12	.68	1.58	5.38	--
1048	--	--	.10	.38	.75	1.02	6.39	--	--	2051	--	.03	.05	.07	.29	.86	1.98	3.38	--
1053	.03	.03	.05	.13	.36	1.04	1.87	3.71	4.39	2053	--	--	--	.08	.18	.70	--	--	--
1057	.02	.03	.05	.12	.35	.87	1.67	3.37	3.96	2073	.02	.03	.07	.17	.48	1.11	2.03	4.98	6.36
1063	--	--	.05	.18	1.79	3.83	6.59	--	--	2082	.02	.02	.06	.10	.28	.60	1.30	2.82	3.69
1068	.03	.04	.10	.20	.50	1.20	2.20	4.29	5.15	2086	.03	.04	.10	.19	.50	1.20	2.25	4.69	5.93
1080	.02	.03	.05	.15	.34	.75	1.19	3.01	4.16	2088	--	--	.10	.20	1.05	1.57	2.35	--	--
1081	.02	.03	.08	.19	.51	1.13	2.24	4.60	6.03	2090	.10	.10	.10	.20	.60	1.20	2.20	4.47	6.40
1133	--	--	.01	.02	.14	.58	1.08	--	--	2096	.03	.04	.10	.20	.50	1.13	2.19	4.65	5.42
1136	.01	.01	.01	.05	.22	.80	2.02	4.59	6.14	2128	.02	.04	.07	.14	.53	1.26	2.39	4.38	5.28
1138	--	--	--	.53	1.26	2.37	--	--	--	2131	.03	.05	.10	.20	.50	1.10	2.00	3.90	4.85
1139	--	.02	.05	.17	.50	1.73	2.91	5.40	--	2142	--	--	--	1.44	2.31	3.27	--	--	--

Appendix 4–4.6. Empirical distribution of storm depth defined by 48-hour minimum interevent time for hourly rainfall stations in Texas—Continued.

	Depth (inches)																		
Station no.	1st percentile	2nd percentile	10th percentile	25th percentile	50th percentile (median)	75th percentile	90th percentile	98th percentile	99th percentile	Station no.	1st percentile	2nd percentile	10th percentile	25th percentile	50th percentile (median)	75th percentile	90th percentile	98th percentile	99th percentile
2160	--	--	0.02	0.08	0.29	0.88	2.65	--	--	3463	--	--	0.04	0.10	0.34	1.02	2.15	--	--
2206	0.03	0.03	.06	.17	.55	1.48	2.59	5.92	7.94	3476	0.02	0.02	.06	.15	.45	1.06	2.14	4.10	6.23
2238	.01	.01	.02	.05	.20	.61	1.56	2.72	3.32	3485	--	--	.09	.10	.46	2.23	6.21	--	--
2240	--	.01	.02	.09	.31	.79	1.78	2.81	--	3507	.05	.07	.10	.20	.50	1.30	2.50	5.00	5.60
2242	.01	.01	.03	.12	.47	1.11	2.02	3.98	5.18	3546	.03	.03	.10	.20	.60	1.40	2.74	5.01	6.47
2244	.01	.01	.05	.15	.50	1.20	2.30	4.61	6.19	3547	.02	.03	.07	.17	.50	1.32	2.03	3.38	5.73
2247	--	--	.03	.17	.47	1.34	3.04	--	--	3579	--	.05	.11	.23	.60	1.61	2.29	3.76	--
2309	.05	.05	.13	.30	.72	1.44	2.42	5.64	7.40	3642	.03	.04	.10	.20	.52	1.25	2.30	4.68	5.62
2312	.10	.10	.10	.30	.60	1.30	2.48	4.70	5.40	3646	.03	.03	.07	.17	.47	1.10	2.00	4.39	5.66
2334	--	--	.07	.31	.89	1.78	4.00	--	--	3668	--	--	--	1.14	2.44	3.20	--	--	--
2336	.02	.04	.10	.20	.52	1.30	2.25	3.73	3.97	3673	--	--	.04	.09	.97	3.12	9.65	--	--
2354	--	--	.04	.10	.24	.85	1.47	--	--	3686	.05	.08	.10	.20	.59	1.26	2.27	4.16	5.96
2355	--	--	.04	.10	.47	1.02	3.02	--	--	3691	.02	.04	.10	.20	.50	1.14	2.20	4.30	5.40
2357	.01	.01	.01	.04	.20	.76	1.66	4.22	5.49	3734	--	--	.03	.12	1.43	4.66	16.03	--	--
2360	.01	.01	.02	.05	.21	.73	1.59	3.71	4.83	3771	.10	.10	.10	.20	.50	1.30	2.40	4.50	5.18
2361	.02	.02	.05	.10	.29	.70	1.64	3.37	17.21	3789	--	.01	.04	.07	.19	.45	.74	2.27	--
2394	.02	.03	.07	.17	.50	1.26	2.37	4.75	5.72	3826	.01	.03	.10	.22	.47	1.02	1.74	4.17	5.56
2404	.02	.03	.07	.16	.46	1.12	2.15	4.38	5.62	3831	.03	.04	.06	.18	.51	1.40	2.45	3.98	5.65
2415	.03	.04	.10	.22	.61	1.40	2.66	5.15	6.24	3841	.02	.03	.10	.20	.60	1.23	2.29	5.07	5.82
2462	.04	.05	.10	.22	.56	1.33	2.56	4.83	6.37	3871	.03	.03	.06	.15	.42	1.00	1.83	3.86	4.71
2528	--	.03	.07	.15	.40	1.21	2.17	2.77	--	3884	--	--	.06	.12	.94	2.88	4.19	--	--
2617	.02	.02	.06	.12	.38	.78	1.49	4.77	5.54	3941	--	--	.05	.08	.92	2.02	2.42	--	--
2619	.02	.03	.07	.15	.39	.86	1.64	3.43	4.18	3963	--	--	--	.02	.06	.30	--	--	--
2621	.02	.04	.08	.13	.36	.88	1.80	3.71	4.34	4040	.03	.04	.07	.15	.47	.96	1.76	4.16	4.79
2675	.04	.05	.10	.19	.50	1.10	2.30	5.35	6.48	4058	--	--	.08	.15	.59	1.14	9.52	--	--
2676	.10	.10	.10	.20	.50	1.30	2.50	4.62	7.00	4098	.03	.04	.10	.10	.30	.70	1.40	2.80	3.40
2679	.02	.02	.06	.10	.30	.90	2.00	4.53	6.11	4100	.02	.04	.05	.13	.39	.90	1.66	4.91	5.25
2715	.03	.04	.08	.19	.50	1.06	2.00	4.00	4.95	4137	.10	.10	.10	.20	.50	1.20	2.10	4.40	5.40
2744	.03	.03	.09	.14	.40	.95	1.75	3.57	4.47	4191	.03	.04	.10	.12	.40	1.02	2.20	4.26	5.54
2758	--	.02	.03	.06	.20	.71	1.77	5.57	--	4256	--	--	--	--	.00	--	--	--	--
2794	--	--	.01	.04	.23	.84	1.65	--	--	4257	.05	.06	.10	.20	.62	1.40	2.60	5.18	7.04
2797	.01	.01	.02	.04	.14	.37	.77	1.84	2.34	4258	.10	.10	.10	.20	.70	1.45	2.80	5.96	8.36
2811	.02	.03	.10	.10	.32	.94	1.80	3.80	5.19	4278	.02	.03	.06	.15	.45	1.14	2.24	4.37	5.63
2813	--	--	.05	.20	.53	1.38	2.40	--	--	4299	.03	.04	.06	.13	.30	.63	.98	1.28	1.53
2814	--	--	.01	.03	.07	.44	1.93	--	--	4300	.01	.01	.03	.12	.46	1.28	2.60	5.42	7.71
2815	.10	.10	.10	.20	.40	.80	2.03	3.95	5.01	4305	.01	.01	.02	.09	.45	1.23	2.56	5.55	6.90
2818	.02	.02	.06	.13	.40	1.01	1.96	4.97	6.28	4307	.01	.01	.03	.11	.43	1.18	2.53	7.43	9.34
2986	.05	.05	.10	.25	.81	1.71	2.60	5.41	8.53	4309	.02	.03	.06	.17	.55	1.36	2.60	5.41	7.07
3005	.03	.04	.10	.18	.50	1.10	1.90	4.03	4.88	4311	.02	.03	.07	.20	.59	1.47	2.74	5.31	6.79
3033	.02	.02	.04	.08	.19	.41	.84	1.81	2.56	4313	.03	.04	.12	.28	.67	1.60	2.79	5.50	9.51
3034	--	--	--	--	.16	--	--	--	--	4319	--	.05	.12	.19	.53	1.09	3.00	3.96	--
3047	--	--	.06	.13	.77	1.58	8.84	--	--	4329	.03	.03	.09	.20	.56	1.34	2.51	5.31	6.77
3103	--	--	.12	.20	.30	1.27	3.41	--	--	4331	--	--	--	--	.00	--	--	--	--
3133	.02	.03	.09	.20	.56	1.25	2.30	4.82	5.84	4375	.10	.10	.10	.20	.40	1.10	2.13	5.00	6.78
3156	.04	.05	.10	.20	.56	1.23	2.44	6.23	11.53	4392	.03	.03	.07	.21	.64	1.50	3.15	7.06	7.30
3171	.03	.04	.09	.19	.51	1.19	2.22	4.70	5.61	4425	.03	.03	.10	.10	.30	.70	1.47	2.74	3.40
3189	.03	.04	.05	.10	.22	.57	1.16	2.95	4.46	4440	.02	.03	.05	.14	.41	1.00	1.84	4.04	4.91
3260	.01	.01	.05	.13	.35	1.09	2.28	3.81	4.31	4476	.04	.06	.10	.20	.50	1.10	2.10	4.20	5.00
3267	--	.02	.04	.09	.23	.68	1.69	6.00	--	4498	--	--	--	.09	.25	.46	--	--	--
3270	.05	.10	.10	.10	.40	.90	1.60	3.60	4.79	4517	.02	.03	.06	.16	.47	1.10	2.15	4.08	4.94
3272	--	--	.01	.04	.14	.36	.54	--	--	4520	.10	.10	.10	.20	.50	1.10	2.10	4.10	4.84
3277	--	--	.02	.03	.14	.24	.75	--	--	4525	--	--	.05	.10	.46	.82	10.42	--	--
3278	.02	.03	.07	.10	.30	.80	1.58	3.23	3.80	4563	--	--	.04	.08	.59	1.83	3.30	--	--
3280	.01	.01	.03	.06	.18	.56	1.21	2.19	2.94	4570	.02	.04	.10	.13	.36	.90	1.85	4.00	4.85
3281	--	--	.04	.12	.28	.56	1.05	--	--	4577	.03	.05	.10	.23	.64	1.31	2.49	4.89	6.46
3283	.01	.01	.02	.10	.40	1.04	2.19	4.86	5.70	4591	.02	.03	.06	.17	.51	1.22	2.35	4.46	6.06
3284	.01	.02	.10	.20	.50	1.15	2.17	4.35	5.56	4670	.02	.03	.09	.10	.40	.90	1.70	3.40	4.59
3285	.05	.10	.10	.20	.50	1.20	2.29	4.34	5.57	4671	--	.01	.03	.07	.31	.90	1.76	3.21	--
3329	.02	.03	.06	.11	.40	1.02	2.04	4.16	5.89	4679	.04	.05	.10	.19	.46	1.10	2.20	5.00	6.01
3335	.03	.04	.15	.26	.61	1.60	2.58	5.00	10.21	4696	--	--	--	.55	.66	.97	--	--	--
3370	.02	.03	.07	.20	.57	1.25	2.35	4.85	5.69	4703	--	.02	.08	.15	.34	.90	1.55	3.90	--
3410	.04	.05	.10	.14	.40	.88	1.74	3.35	3.98	4704	.03	.03	.08	.23	.65	1.64	3.21	5.38	7.95
3415	.02	.04	.10	.20	.50	1.20	2.20	4.79	5.69	4731	--	.01	.02	.06	.27	.77	1.86	5.94	--
3430	.01	.01	.03	.10	.40	1.15	2.39	5.72	7.21	4792	.10	.10	.10	.20	.50	1.20	2.20	4.20	4.90
3431	.01	.01	.04	.09	.37	1.15	2.73	7.47	12.96	4819	.10	.10	.10	.30	.80	1.50	2.70	4.30	4.46
3441	--	--	.10	.22	.50	1.13	2.92	--	--	4852	--	--	.07	.37	.80	2.33	3.66	--	--
3442	.02	.03	.05	.11	.29	.67	1.61	2.56	3.16	4866	.03	.04	.10	.20	.52	1.23	2.24	4.31	5.51
3446	.03	.04	.06	.14	.37	.81	1.37	2.73	3.48	4876	--	.10	.10	.20	.70	1.30	3.30	6.58	--
3460	--	--	.04	.12	1.07	1.48	2.06	--	--	4878	.03	.04	.10	.25	.69	1.60	3.13	6.19	7.21
3462	.05	.05	.10	.18	.46	.90	1.38	4.23	5.93	4880	.02	.03	.07	.10	.30	.79	1.50	3.40	4.03

Appendix 4–4.6. Empirical distribution of storm depth defined by 48-hour minimum interevent time for hourly rainfall stations in Texas—Continued.

	Depth (inches)																		
Station no.	1st percentile	2nd percentile	10th percentile	25th percentile	50th percentile (median)	75th percentile	90th percentile	98th percentile	99th percentile	Station no.	1st percentile	2nd percentile	10th percentile	25th percentile	50th percentile (median)	75th percentile	90th percentile	98th percentile	99th percentile
4920	0.03	0.03	0.10	0.11	0.38	1.00	1.90	4.39	5.47	5957	0.03	0.04	0.10	0.20	0.50	1.10	2.10	4.36	5.65
4934	--	--	--	.07	.15	1.02	--	--	--	5958	.01	.02	.05	.17	.52	1.14	2.19	3.42	4.19
4972	.03	.03	.10	.19	.45	1.00	2.00	4.12	4.92	5973	--	.01	.03	.07	.20	.77	2.03	4.84	--
4973	.03	.05	.10	.30	.66	1.39	2.81	5.83	7.21	5996	.03	.04	.10	.15	.48	1.10	2.06	4.12	5.25
4974	.02	.03	.06	.11	.35	.79	1.61	3.45	4.34	6017	--	.02	.03	.07	.27	.83	2.10	4.39	--
4975	.10	.10	.10	.30	.70	1.40	2.40	5.04	5.94	6024	.02	.03	.08	.24	.67	1.75	2.90	6.26	8.23
4978	.02	.02	.04	.11	.40	1.04	2.31	4.95	5.49	6050	--	--	.17	.24	.50	1.20	2.02	--	--
4979	--	--	--	.32	1.85	2.69	--	--	--	6104	.02	.03	.06	.10	.30	.70	1.50	3.47	4.20
4982	.02	.03	.06	.14	.39	.95	1.87	3.55	5.09	6108	.03	.04	.10	.20	.70	1.50	2.69	5.40	6.37
5018	.02	.03	.07	.17	.49	1.19	1.98	4.03	4.92	6136	.03	.04	.10	.10	.30	.70	1.40	2.86	3.40
5048	.02	.04	.10	.10	.30	.80	1.47	3.39	4.75	6166	--	.03	.05	.10	.32	.87	1.54	2.73	--
5049	--	.10	.10	.10	.30	.70	1.30	4.95	--	6176	.02	.02	.08	.26	.58	1.19	2.63	6.68	7.26
5056	--	--	--	.14	.39	.82	--	--	--	6177	.04	.05	.10	.20	.60	1.40	2.70	5.40	7.29
5057	.01	.01	.02	.05	.19	.59	1.56	3.17	3.85	6210	.03	.05	.10	.20	.58	1.30	2.40	4.74	5.95
5060	.01	.01	.02	.07	.30	.90	2.40	6.16	7.12	6211	.01	.02	.05	.17	.60	1.43	2.61	4.70	6.25
5081	.02	.03	.07	.22	.64	1.39	2.40	4.72	6.42	6270	.10	.10	.10	.30	.70	1.50	2.70	5.10	7.00
5094	.02	.03	.10	.20	.50	1.20	2.30	4.70	5.83	6275	--	--	--	--	.00	--	--	--	--
5113	.03	.04	.10	.11	.40	1.00	2.23	4.89	6.44	6276	--	--	.06	.18	1.39	3.38	8.32	--	--
5114	--	--	--	--	.00	--	--	--	--	6335	.03	.03	.08	.20	.55	1.27	2.28	4.40	5.24
5123	--	--	.07	.23	.33	1.62	2.70	--	--	6434	--	--	.10	.23	.70	1.12	1.89	--	--
5192	.02	.03	.10	.20	.50	1.25	2.28	4.89	5.63	6504	.02	.03	.10	.10	.30	.80	1.60	3.32	4.17
5193	.03	.04	.10	.15	.50	1.20	2.29	4.70	5.90	6558	--	--	.05	.06	.60	.99	1.89	--	--
5224	.01	.02	.07	.23	.67	1.34	2.83	7.29	8.45	6615	.05	.10	.10	.10	.40	.87	1.70	4.66	6.08
5228	.02	.03	.05	.12	.49	1.24	2.20	5.00	5.31	6660	--	.03	.05	.22	.52	1.17	2.39	5.08	--
5235	--	--	.05	.14	.57	.97	2.92	--	--	6663	--	.01	.10	.20	.62	1.50	1.98	5.14	--
5247	.02	.03	.10	.10	.35	.80	1.60	3.10	3.70	6734	.01	.02	.05	.12	.34	.90	1.74	3.39	4.84
5258	.02	.03	.08	.19	.48	1.13	2.21	4.63	5.57	6736	.03	.04	.10	.10	.30	.80	1.60	3.59	4.42
5303	.02	.03	.05	.13	.35	1.01	1.90	4.57	7.00	6740	--	--	.08	.20	1.07	3.43	4.17	--	--
5312	.04	.05	.10	.12	.40	1.00	2.00	4.29	6.08	6750	.01	.01	.02	.06	.31	1.29	2.78	9.57	10.27
5341	--	--	.09	.27	.62	3.49	12.51	--	--	6757	.01	.02	.07	.19	.55	1.31	2.40	4.79	5.89
5342	--	--	--	--	.00	--	--	--	--	6775	.01	.02	.05	.12	.32	.85	1.58	2.89	4.58
5348	.04	.06	.10	.20	.70	1.50	2.79	5.00	5.60	6776	.02	.04	.10	.10	.35	.80	1.50	3.43	4.42
5358	.02	.03	.06	.12	.36	.90	1.79	3.46	4.19	6788	.02	.03	.07	.24	.55	1.25	2.64	4.69	5.54
5398	.03	.03	.10	.20	.60	1.33	2.45	5.00	6.38	6792	.02	.03	.08	.10	.30	.60	1.20	2.30	3.37
5410	.02	.03	.08	.10	.30	.80	1.50	3.70	4.27	6794	--	--	--	.57	1.24	7.54	--	--	--
5411	.01	.01	.02	.06	.22	.70	1.45	3.26	4.28	6834	.10	.10	.10	.20	.70	1.40	2.70	5.34	6.40
5424	.01	.01	.02	.12	.59	1.66	3.29	7.15	9.40	6893	.03	.03	.09	.10	.20	.50	1.10	2.21	3.00
5429	.02	.02	.05	.13	.40	1.15	2.07	4.45	6.58	6935	.03	.04	.10	.10	.30	.80	1.50	3.30	3.87
5431	--	--	.16	.39	.70	2.10	3.20	--	--	6981	.01	.03	.08	.17	.54	1.33	2.23	5.66	5.74
5461	.03	.04	.08	.20	.57	1.32	2.49	5.38	6.70	7020	--	.02	.04	.14	.42	1.12	2.44	5.82	--
5463	.10	.10	.10	.20	.60	1.30	2.50	5.10	6.10	7060	.03	.05	.10	.13	.39	.91	1.71	3.66	5.51
5471	--	--	.03	.05	.11	.48	1.13	--	--	7066	.03	.04	.10	.20	.60	1.40	2.63	5.02	6.34
5477	--	--	.10	.15	.44	.91	8.73	--	--	7074	.02	.03	.06	.10	.30	.70	1.40	3.40	4.30
5528	.03	.04	.09	.22	.58	1.26	2.35	4.48	5.98	7097	--	.02	.11	.20	.60	1.48	2.90	5.03	--
5579	--	--	--	--	.55	--	--	--	--	7116	.02	.02	.05	.13	.36	.82	1.45	3.62	4.84
5580	--	--	.07	.32	1.01	1.84	2.18	--	--	7140	.02	.02	.06	.14	.45	1.30	2.75	6.10	7.66
5589	.01	.01	.02	.09	.28	.70	1.10	1.64	1.68	7173	.01	.01	.03	.13	.56	1.42	3.10	7.30	7.89
5590	.02	.02	.05	.10	.29	.78	1.20	3.45	4.35	7174	.01	.01	.03	.12	.51	1.42	2.91	6.76	8.95
5591	.02	.03	.05	.11	.30	.64	1.22	2.23	3.24	7213	.02	.03	.08	.20	.52	1.25	2.33	4.88	5.15
5592	.02	.02	.04	.09	.23	.53	1.11	2.38	2.63	7243	.03	.04	.10	.16	.41	1.04	1.90	3.90	4.60
5594	.02	.03	.05	.10	.20	.47	1.00	2.34	3.84	7262	--	.01	.02	.04	.17	.37	.61	1.82	--
5595	--	--	--	--	.03	--	--	--	--	7274	.03	.05	.10	.21	.47	1.10	1.90	4.03	5.77
5596	.10	.10	.10	.10	.30	.70	1.40	3.04	4.17	7300	.02	.03	.06	.15	.45	1.07	2.00	3.71	5.44
5600	.02	.03	.05	.10	.26	.70	1.12	2.89	4.05	7311	--	--	.11	.20	.38	1.40	1.99	--	--
5618	--	--	.08	.23	.81	1.78	6.56	--	--	7363	--	--	.05	.09	.24	1.90	6.83	--	--
5650	--	--	.13	.36	.50	1.45	2.43	--	--	7422	.02	.03	.09	.13	.45	1.10	2.20	4.70	6.28
5656	.08	.10	.10	.10	.32	.80	1.70	3.61	4.60	7431	.03	.03	.07	.10	.30	.70	1.40	2.99	4.00
5658	.02	.02	.05	.12	.32	.76	1.56	3.67	5.18	7481	.02	.02	.05	.10	.20	.51	1.11	2.97	3.63
5661	.10	.10	.10	.10	.40	.90	2.31	6.73	11.01	7497	.10	.10	.10	.20	.50	1.20	2.10	4.46	5.99
5666	--	--	.04	.10	.34	.97	3.14	--	--	7498	.08	.10	.10	.17	.50	1.30	2.10	4.83	8.40
5695	.03	.04	.10	.20	.57	1.20	2.25	4.70	6.23	7499	.05	.08	.10	.20	.47	1.10	2.05	4.04	4.68
5742	--	--	.04	.06	.21	.36	1.86	--	--	7531	--	.03	.06	.23	.48	1.24	2.12	4.64	--
5766	--	--	--	.49	1.14	4.25	--	--	--	7534	.02	.03	.06	.15	.45	1.05	2.04	3.58	3.95
5770	.02	.03	.09	.10	.35	.86	1.80	3.85	4.55	7556	.03	.05	.10	.20	.47	1.10	2.30	4.62	5.49
5775	--	--	--	.07	.41	1.00	--	--	--	7594	.03	.04	.09	.21	.60	1.38	2.55	5.37	6.93
5779	--	--	.12	.19	.49	1.12	2.53	--	--	7596	.01	.02	.05	.13	.58	1.48	2.72	4.69	5.47
5840	.02	.03	.05	.15	.43	1.06	2.06	4.72	5.95	7608	.01	.01	.04	.12	.42	1.19	2.19	4.35	5.89
5890	.01	.01	.02	.06	.20	.59	1.23	2.67	3.65	7622	--	--	.01	.01	.10	.42	1.02	--	--
5891	.02	.03	.07	.12	.34	.74	1.32	2.12	2.44	7700	.02	.02	.07	.20	.59	1.39	2.57	5.07	6.56
5897	.10	.10	.10	.20	.60	1.30	2.40	4.56	5.72	7706	.02	.03	.09	.11	.40	.90	1.80	3.90	5.67

Appendix 4–4.6. Empirical distribution of storm depth defined by 48-hour minimum interevent time for hourly rainfall stations in Texas—Continued.

	Depth (inches)																		
Station no.	1st percentile	2nd percentile	10th percentile	25th percentile	50th percentile (median)	75th percentile	90th percentile	98th percentile	99th percentile	Station no.	1st percentile	2nd percentile	10th percentile	25th percentile	50th percentile (median)	75th percentile	90th percentile	98th percentile	99th percentile
7718	--	0.03	0.08	0.15	0.55	1.04	2.59	5.83	--	8910	--	--	0.04	0.14	0.42	1.77	3.78	--	--
7745	0.01	.02	.07	.21	.61	1.41	2.77	5.73	7.97	8911	0.01	0.02	.04	.12	.43	1.14	2.02	4.39	4.71
7922	.01	.01	.03	.08	.17	.42	.81	1.48	2.28	8924	.02	.03	.06	.10	.25	.55	1.00	1.83	2.22
7936	.04	.05	.10	.20	.70	1.50	2.85	6.10	7.25	8929	--	--	.06	.12	.65	1.71	10.49	--	--
7943	.01	.01	.02	.06	.24	.71	1.59	3.31	4.23	8942	.05	.08	.10	.20	.69	1.42	2.70	5.60	6.64
7944	--	--	.02	.12	.38	1.30	2.00	--	--	8944	.01	.02	.05	.17	.50	1.22	2.38	5.47	6.74
7945	.01	.01	.02	.07	.30	.93	1.99	4.78	6.01	8996	.02	.02	.06	.16	.52	1.30	2.44	4.93	6.76
7947	.05	.05	.10	.20	.50	1.30	2.57	5.59	10.65	9014	--	--	.10	.41	1.14	2.23	5.99	--	--
7948	.02	.02	.05	.11	.40	1.04	2.03	4.56	6.62	9037	.02	.03	.05	.09	.21	.49	1.10	2.36	2.72
7951	.02	.04	.09	.22	.55	1.30	2.35	4.21	5.44	9106	.02	.02	.03	.07	.14	.48	.97	2.28	7.15
7953	--	.02	.05	.10	.24	.73	2.52	4.01	--	9107	--	--	.04	.07	.20	.80	1.31	--	--
7981	.02	.02	.05	.12	.40	1.07	2.21	3.88	5.76	9129	--	.02	.05	.05	.23	.74	1.98	3.81	--
7990	--	.02	.04	.07	.28	.85	3.21	4.77	--	9163	.03	.04	.09	.15	.40	1.00	2.03	4.08	5.07
7992	--	--	.08	.18	1.23	2.26	3.57	--	--	9213	.01	.01	.03	.14	.52	1.23	2.19	5.14	5.59
7997	--	.02	.04	.10	.36	.81	1.70	4.59	--	9214	--	--	.24	.31	1.06	2.03	10.71	--	--
7999	--	--	.03	.07	.24	.84	1.64	--	--	9222	.01	.02	.06	.14	.42	1.08	2.24	4.62	4.95
8022	--	--	.05	.09	.24	.93	1.61	--	--	9248	--	.05	.07	.13	.32	.90	1.56	3.33	--
8023	.04	.05	.09	.10	.30	.80	1.54	3.31	4.19	9266	--	.03	.06	.18	.33	1.10	2.13	2.97	--
8047	.03	.04	.10	.18	.48	1.13	2.10	4.19	5.30	9270	.03	.04	.10	.10	.29	.60	1.23	3.19	3.73
8060	--	.02	.03	.07	.23	.96	2.53	4.02	--	9295	--	.01	.02	.04	.12	.34	.93	1.84	--
8062	--	--	.02	.06	.34	1.22	3.43	--	--	9304	--	--	--	--	.24	--	--	--	--
8068	--	--	.02	.07	.26	.51	1.49	--	--	9307	.04	.04	.10	.20	.53	.96	2.07	3.65	4.01
8081	.03	.04	.07	.10	.38	1.01	2.00	4.90	6.81	9328	.01	.02	.06	.11	.37	.78	1.73	3.31	3.48
8089	--	--	.03	.12	.44	.85	1.74	--	--	9329	--	--	--	.18	.93	1.15	--	--	--
8221	--	--	.13	.63	.98	2.03	3.84	--	--	9345	--	--	--	--	.75	--	--	--	--
8252	.02	.03	.08	.10	.30	.80	1.50	3.21	4.39	9363	.01	.01	.02	.08	.30	.94	2.13	4.38	5.36
8265	.02	.03	.07	.19	.57	1.42	2.73	6.51	8.65	9364	.01	.01	.03	.08	.32	1.06	2.23	5.32	7.66
8289	--	--	.14	.23	.65	1.00	1.17	--	--	9365	--	--	.07	.10	.25	.64	2.03	--	--
8305	.02	.03	.06	.10	.20	.50	1.02	2.20	2.95	9371	--	.04	.08	.18	.57	1.33	2.40	3.58	--
8335	.03	.03	.08	.22	.69	1.44	2.59	4.73	6.08	9417	.02	.02	.06	.16	.48	1.20	2.18	4.40	5.10
8400	.02	.03	.07	.12	.34	.68	1.35	3.31	4.17	9419	.01	.01	.03	.10	.40	1.07	1.98	4.07	4.89
8445	.03	.03	.05	.15	.46	1.28	2.42	5.33	7.35	9435	--	.02	.06	.17	.41	.80	1.40	5.10	--
8446	.02	.03	.10	.20	.49	1.20	2.20	4.53	5.57	9491	.03	.03	.10	.20	.55	1.30	2.40	4.97	5.92
8451	.02	.02	.06	.10	.31	.84	1.54	3.87	4.23	9499	.03	.04	.10	.10	.33	1.00	1.80	3.39	4.11
8531	.03	.03	.08	.20	.53	1.18	2.12	3.88	5.47	9522	--	--	--	.22	.40	7.87	--	--	--
8541	--	.03	.07	.18	.44	.99	2.29	4.05	--	9527	.04	.05	.10	.10	.30	.80	1.65	3.46	4.10
8544	.04	.05	.10	.18	.50	1.30	2.28	5.66	8.33	9532	.02	.03	.10	.18	.50	1.10	2.00	4.60	5.69
8545	--	--	.04	.18	.47	.60	1.08	--	--	9544	--	--	--	.10	.24	4.34	--	--	--
8563	.10	.10	.10	.20	.60	1.30	2.40	4.91	6.20	9565	.02	.03	.09	.11	.38	.90	1.96	4.02	4.81
8566	.02	.03	.05	.13	.35	.97	1.78	3.37	4.22	9570	.10	.10	.10	.20	.40	.90	1.70	3.50	4.45
8583	.10	.10	.10	.10	.40	1.10	1.80	4.53	5.33	9574	--	--	.10	.10	.60	1.10	2.42	--	--
8584	.03	.04	.10	.16	.48	1.10	2.10	3.99	5.21	9588	.02	.02	.07	.10	.30	.90	2.00	4.40	5.50
8623	.05	.07	.10	.20	.50	1.20	2.20	3.90	4.84	9665	.03	.04	.10	.20	.58	1.30	2.34	5.02	6.31
8625	.02	.03	.07	.16	.45	1.07	2.12	3.99	5.95	9715	.02	.03	.10	.18	.50	1.20	2.11	4.50	5.58
8630	.02	.03	.07	.11	.32	.84	1.62	2.86	3.86	9729	.01	.01	.03	.09	.36	.97	1.85	3.95	4.79
8631	.03	.04	.06	.15	.39	.90	1.75	3.76	4.77	9772	.02	.02	.05	.14	.42	1.09	2.42	5.95	8.04
8646	.02	.03	.06	.15	.46	1.16	2.05	4.17	4.97	9814	--	--	.04	.11	.36	1.09	1.86	--	--
8647	.03	.04	.10	.10	.30	.76	1.50	3.20	4.31	9815	.03	.04	.09	.20	.50	1.33	2.25	5.59	7.86
8677	.02	.05	.10	.21	.47	1.10	2.06	4.38	5.50	9816	--	.04	.05	.12	.33	.86	2.34	4.74	--
8696	--	--	.03	.16	1.18	3.56	5.63	--	--	9817	.04	.06	.10	.14	.45	1.00	1.90	4.24	4.80
8743	.03	.04	.10	.20	.60	1.30	2.70	5.27	6.91	9829	.02	.02	.06	.10	.20	.59	1.20	2.63	3.40
8761	.02	.03	.10	.10	.30	.70	1.50	3.09	4.16	9830	.01	.01	.03	.07	.14	.50	.94	2.38	3.38
8778	.04	.05	.10	.20	.60	1.34	2.45	4.54	5.72	9858	.02	.03	.06	.12	.32	.79	1.54	3.28	4.05
8845	.03	.04	.10	.15	.43	1.20	2.33	5.11	6.10	9893	.02	.03	.08	.14	.40	1.00	1.97	4.03	5.10
8859	.03	.04	.10	.22	.65	1.35	2.56	4.55	5.58	9916	.03	.05	.10	.24	.70	1.41	2.61	4.90	5.53
8898	.03	.03	.09	.18	.55	1.32	2.36	5.05	6.62	9976	.02	.03	.07	.10	.32	.92	1.80	3.76	5.20
8908	--	--	.07	.15	.47	1.39	2.25	--	--										

Appendix 4–4.7. Empirical distribution of storm depth defined by 72-hour minimum interevent time for hourly rainfall stations in Texas.

[--, not available]

	Depth (inches)																		
Station no.	1st percentile	2nd percentile	10th percentile	25th percentile	50th percentile (median)	75th percentile	90th percentile	98th percentile	99th percentile	Station no.	1st percentile	2nd percentile	10th percentile	25th percentile	50th percentile (median)	75th percentile	90th percentile	98th percentile	99th percentile
0015	--	--	--	--	0.09	--	--	--	--	1154	--	0.02	0.04	0.14	0.54	1.50	3.31	5.78	--
0016	0.01	0.01	0.03	0.10	.38	1.01	2.05	4.00	5.77	1165	0.02	.02	.05	.13	.42	1.09	1.93	3.44	4.08
0050	.02	.02	.07	.20	.56	1.30	2.12	3.78	6.11	1185	.02	.03	.06	.12	.30	.70	1.29	2.50	3.09
0054	--	--	.10	.31	.45	1.32	2.29	--	--	1186	--	.01	.05	.14	.51	1.04	3.33	6.92	--
0120	--	--	--	.23	2.21	2.87	--	--	--	1188	--	--	--	.48	.73	1.14	--	--	--
0145	--	.01	.02	.08	.30	1.00	1.86	5.67	--	1245	--	--	--	.18	.82	2.95	--	--	--
0146	--	--	.08	.17	.41	1.03	2.42	--	--	1246	.10	.10	.10	.20	.70	1.40	2.70	4.76	6.00
0174	.03	.05	.10	.10	.30	.80	1.80	4.54	5.40	1267	.01	.02	.05	.12	.30	.82	1.93	3.58	6.73
0178	--	--	--	.12	.73	2.06	--	--	--	1304	.02	.03	.05	.15	.51	1.15	2.30	5.75	7.15
0179	.02	.02	.05	.09	.29	.67	1.56	3.68	6.26	1325	.03	.04	.07	.17	.61	1.57	2.83	5.72	7.91
0202	.10	.10	.10	.20	.50	1.40	2.40	4.11	5.32	1429	.03	.03	.08	.18	.50	1.30	2.42	5.26	6.04
0206	.05	.07	.10	.21	.65	1.40	2.56	4.78	6.21	1431	.02	.03	.08	.20	.60	1.44	2.75	5.00	5.83
0208	--	--	--	--	.42	--	--	--	--	1432	.02	.02	.06	.18	.61	1.44	2.54	5.46	7.10
0211	.01	.01	.02	.07	.27	.81	1.72	3.67	4.39	1433	.03	.03	.07	.22	.57	1.36	2.64	5.31	6.42
0244	--	--	.05	.24	.92	1.58	2.52	--	--	1434	.02	.03	.07	.19	.60	1.43	2.65	4.88	6.45
0248	.03	.03	.09	.10	.30	.75	1.50	3.25	4.22	1435	.02	.03	.07	.19	.61	1.50	2.65	4.81	5.87
0262	.02	.03	.10	.22	.62	1.51	2.80	5.35	7.27	1436	.03	.03	.07	.22	.60	1.53	2.74	5.29	6.26
0271	--	--	--	.09	1.95	4.61	--	--	--	1437	--	--	.02	.04	.13	1.22	2.60	--	--
0380	.02	.02	.06	.16	.49	1.14	2.38	7.01	7.87	1438	.02	.03	.07	.18	.60	1.36	2.52	4.91	5.70
0394	--	--	--	.15	.47	2.15	--	--	--	1462	--	--	--	--	.00	--	--	--	--
0408	--	--	--	.36	1.81	8.28	--	--	--	1492	.04	.05	.10	.20	.50	1.20	2.20	4.58	5.93
0427	--	--	.10	.10	.70	1.60	3.26	--	--	1500	--	--	--	.24	1.55	2.05	--	--	--
0428	.01	.01	.03	.12	.49	1.31	2.54	5.35	6.54	1528	.03	.05	.10	.11	.40	1.09	2.21	4.73	6.53
0429	--	.01	.02	.10	.52	1.44	3.65	7.29	--	1541	--	--	.10	.30	.80	1.80	4.00	--	--
0463	--	.04	.08	.21	.38	.77	1.31	5.69	--	1569	.02	.02	.06	.15	.55	1.50	2.54	7.37	10.28
0493	--	--	--	.83	1.48	2.04	--	--	--	1632	--	--	--	.28	.73	1.03	--	--	--
0495	.02	.02	.06	.12	.30	.73	1.28	2.72	3.60	1641	.02	.03	.07	.15	.42	.82	1.94	4.29	5.56
0496	--	--	.04	.13	.17	.44	.78	--	--	1646	.04	.05	.10	.10	.34	.90	1.70	3.74	4.39
0498	--	--	--	.21	.26	.30	--	--	--	1663	--	--	.10	.23	1.05	1.95	5.25	--	--
0509	.03	.04	.10	.20	.58	1.31	2.52	5.37	7.25	1671	.03	.05	.10	.20	.55	1.40	2.70	5.50	6.50
0518	.02	.03	.10	.21	.69	1.40	2.70	5.50	7.25	1680	.03	.04	.07	.20	.55	1.25	2.29	4.70	6.25
0521	--	--	.05	.12	.41	.86	2.12	--	--	1694	--	.10	.10	.10	.40	.90	2.41	3.93	--
0556	--	.04	.08	.15	.41	1.45	2.02	4.84	--	1696	.02	.02	.05	.14	.41	.98	1.88	3.47	4.77
0569	.03	.04	.10	.20	.66	1.78	3.50	7.28	9.28	1697	--	.03	.05	.11	.32	.85	2.20	3.06	--
0572	.03	.03	.08	.19	.60	1.48	2.78	6.36	8.69	1698	.01	.02	.10	.17	.40	1.00	2.00	4.52	4.90
0576	--	.02	.03	.06	.30	1.18	2.03	7.72	--	1720	.10	.10	.10	.10	.30	1.18	2.69	3.96	8.74
0580	.02	.04	.07	.16	.45	1.24	2.64	5.48	6.34	1761	--	--	.01	.10	.31	1.01	2.16	--	--
0587	.01	.02	.05	.20	.70	1.63	3.21	7.36	8.61	1773	.05	.06	.10	.30	.80	1.70	3.20	5.80	7.50
0605	--	.06	.20	.30	.85	1.85	2.78	5.62	--	1810	--	--	--	.40	.71	1.71	--	--	--
0639	.04	.05	.10	.20	.50	1.35	2.60	4.92	6.48	1823	--	--	--	.28	.60	3.07	--	--	--
0655	--	--	--	--	.00	--	--	--	--	1870	.02	.04	.07	.23	.71	1.62	2.71	5.81	6.91
0665	.02	.02	.06	.17	.58	1.40	2.56	5.33	6.46	1875	--	--	.33	.53	1.31	2.94	3.63	--	--
0689	.03	.03	.08	.15	.40	1.20	2.46	5.30	8.38	1876	--	--	.10	.21	.56	1.53	2.25	--	--
0690	.10	.10	.10	.20	.40	1.20	2.10	4.71	6.21	1889	.01	.01	.04	.12	.55	1.40	2.56	6.80	10.24
0691	.02	.02	.06	.19	.58	1.30	2.42	4.94	5.97	1903	.10	.10	.10	.20	.40	.90	1.70	3.94	4.27
0708	--	.10	.10	.20	.50	1.48	3.07	5.22	--	1914	--	--	--	.58	1.41	2.41	--	--	--
0738	.02	.03	.08	.20	.60	1.39	2.53	4.97	6.20	1920	.03	.04	.10	.22	.62	1.41	2.45	4.48	5.55
0776	.02	.03	.06	.10	.34	.88	1.80	3.64	4.64	1921	.03	.05	.10	.27	.80	1.60	2.97	5.90	7.60
0779	.10	.10	.10	.10	.30	.70	1.99	3.44	4.33	1937	.03	.04	.11	.30	.74	1.47	3.00	5.77	7.14
0784	.02	.03	.10	.10	.30	.90	1.80	3.70	4.96	1956	.02	.03	.10	.25	.76	1.75	3.10	6.14	8.15
0786	.01	.01	.02	.07	.27	.74	1.56	2.97	3.69	1970	--	--	--	.10	.43	4.34	--	--	--
0917	.03	.04	.10	.31	.90	1.86	3.53	6.51	7.54	2014	.01	.01	.02	.06	.35	1.14	2.67	5.59	7.86
0923	--	--	--	.26	2.02	7.46	--	--	--	2015	.01	.01	.02	.08	.35	1.10	2.53	6.82	8.62
0926	.03	.03	.10	.20	.56	1.31	2.52	4.82	6.38	2019	--	--	--	.29	1.62	4.99	--	--	--
0950	--	--	.04	.10	.20	.68	1.40	--	--	2024	.03	.04	.10	.23	.62	1.40	2.44	4.71	5.92
0996	--	--	--	.17	2.00	5.62	--	--	--	2042	--	--	--	.04	.20	.33	--	--	--
1013	.10	.10	.10	.20	.40	1.10	2.70	6.46	14.22	2043	--	.01	.04	.10	.20	.44	.84	2.74	--
1017	.02	.03	.10	.15	.47	1.10	2.10	4.54	5.90	2048	.03	.03	.10	.12	.40	1.20	2.29	5.10	6.00
1042	--	--	--	.60	1.73	3.25	--	--	--	2050	--	--	.02	.05	.18	.70	1.61	--	--
1048	--	--	--	.42	.75	1.93	--	--	--	2051	--	--	.05	.13	.32	.86	2.59	--	--
1053	.03	.03	.06	.14	.42	1.16	2.15	4.17	4.59	2053	--	--	--	.08	.18	.70	--	--	--
1057	.02	.03	.06	.15	.42	1.01	2.00	3.72	4.39	2073	.03	.03	.08	.21	.60	1.29	2.49	6.00	9.11
1063	--	--	--	.21	1.79	4.32	--	--	--	2082	.02	.03	.06	.10	.30	.70	1.40	3.26	4.30
1068	.03	.04	.10	.20	.60	1.40	2.57	4.77	5.88	2086	.04	.05	.10	.20	.65	1.42	2.60	5.06	6.51
1080	.03	.03	.05	.14	.34	.79	1.32	3.44	4.96	2088	--	--	.10	.20	1.05	1.70	2.86	--	--
1081	.02	.03	.09	.23	.60	1.35	2.55	4.91	6.61	2090	.10	.10	.10	.30	.70	1.50	2.40	5.17	6.89
1133	--	--	.01	.02	.28	.71	1.13	--	--	2096	.04	.05	.10	.20	.62	1.30	2.50	4.80	5.88
1136	.01	.01	.02	.07	.30	1.05	2.44	5.39	7.04	2128	.02	.04	.07	.16	.59	1.44	2.74	5.43	6.37
1138	--	--	--	.75	1.67	4.36	--	--	--	2131	.03	.05	.10	.20	.50	1.25	2.35	4.40	5.65
1139	--	--	.05	.25	.82	2.35	3.32	--	--	2142	--	--	--	2.19	2.34	5.62	--	--	--

Appendix 4–4.7. Empirical distribution of storm depth defined by 72-hour minimum interevent time for hourly rainfall stations in Texas—Continued.

	Depth (inches)																		
Station no.	1st percentile	2nd percentile	10th percentile	25th percentile	50th percentile (median)	75th percentile	90th percentile	98th percentile	99th percentile	Station no.	1st percentile	2nd percentile	10th percentile	25th percentile	50th percentile (median)	75th percentile	90th percentile	98th percentile	99th percentile
2160	--	--	0.02	0.09	0.35	0.90	4.00	--	--	3463	--	--	0.05	0.18	0.65	1.05	2.34	--	--
2206	0.02	0.03	.07	.20	.67	1.83	3.06	6.23	8.14	3476	0.02	0.02	.06	.18	.55	1.20	2.52	4.74	7.02
2238	.01	.01	.02	.06	.19	.69	2.07	3.24	3.79	3485	--	--	.08	.10	.51	3.13	9.25	--	--
2240	--	--	.03	.14	.41	.89	1.96	--	--	3507	.06	.07	.10	.20	.60	1.60	3.02	5.40	6.35
2242	.01	.01	.04	.19	.61	1.40	2.44	4.63	6.31	3546	.03	.04	.10	.27	.77	1.80	3.29	5.95	7.68
2244	.01	.01	.08	.20	.60	1.50	2.76	5.55	6.82	3547	.02	.03	.08	.21	.60	1.39	2.49	4.27	6.16
2247	--	--	.04	.21	.55	1.71	3.38	--	--	3579	--	--	.12	.24	.62	1.67	2.79	--	--
2309	.05	.05	.15	.35	.83	1.70	2.87	6.44	7.75	3642	.03	.05	.10	.21	.65	1.50	2.90	5.42	6.85
2312	.10	.10	.10	.30	.80	1.80	3.20	5.20	6.25	3646	.03	.04	.08	.20	.56	1.25	2.29	5.12	6.14
2334	--	--	.05	.25	1.01	1.90	4.14	--	--	3668	--	--	--	1.69	2.52	5.88	--	--	--
2336	.02	.04	.10	.20	.55	1.34	2.70	3.89	4.53	3673	--	--	--	.07	1.20	3.64	--	--	--
2354	--	--	.05	.12	.49	1.10	1.69	--	--	3686	.07	.10	.10	.27	.70	1.50	2.60	4.93	6.47
2355	--	--	.04	.09	.45	1.13	3.08	--	--	3691	.02	.04	.10	.20	.60	1.38	2.56	5.19	6.29
2357	.01	.01	.02	.05	.27	.91	1.82	4.85	5.73	3734	--	--	--	.03	2.68	7.97	--	--	--
2360	.01	.01	.02	.06	.25	.82	1.82	4.30	5.50	3771	.10	.10	.10	.20	.70	1.50	3.04	5.34	6.54
2361	.02	.02	.05	.10	.30	.80	1.92	4.74	19.88	3789	--	.01	.04	.10	.24	.51	.97	2.55	--
2394	.02	.03	.09	.21	.62	1.50	2.84	5.54	6.60	3826	.02	.03	.12	.23	.59	1.17	2.00	4.61	5.64
2404	.02	.03	.09	.20	.60	1.39	2.50	4.81	6.26	3831	.03	.04	.07	.19	.59	1.50	2.75	5.02	6.14
2415	.03	.04	.10	.26	.76	1.68	3.14	6.10	7.72	3841	--	.04	.12	.21	.62	1.45	2.66	5.14	--
2462	.04	.05	.10	.24	.70	1.57	2.90	5.90	7.25	3871	.03	.04	.06	.16	.48	1.09	2.06	4.39	5.15
2528	--	.04	.08	.20	.50	1.63	2.39	3.41	--	3884	--	--	--	.22	1.38	3.53	--	--	--
2617	.02	.03	.06	.15	.41	.84	1.82	5.25	5.65	3941	--	--	.06	.24	1.02	2.16	2.95	--	--
2619	.02	.03	.06	.15	.38	1.02	1.90	3.80	4.46	3963	--	--	--	.02	.06	.30	--	--	--
2621	.02	.04	.08	.15	.40	.99	2.10	3.96	5.32	4040	.03	.04	.07	.15	.50	1.10	2.02	4.65	5.26
2675	.04	.05	.10	.20	.60	1.38	2.70	5.77	8.21	4058	--	--	--	.42	.94	2.38	--	--	--
2676	.10	.10	.10	.20	.60	1.60	2.84	6.51	7.62	4098	.03	.04	.10	.10	.32	.80	1.70	3.21	3.90
2679	.02	.02	.07	.10	.30	1.03	2.30	5.18	6.68	4100	.02	.04	.05	.15	.41	.97	2.13	5.40	6.18
2715	.02	.04	.09	.20	.56	1.20	2.26	4.50	6.49	4137	.10	.10	.10	.30	.65	1.50	2.40	5.11	7.01
2744	.03	.04	.10	.16	.46	1.10	2.10	3.80	5.30	4191	.03	.04	.10	.15	.45	1.20	2.50	5.07	5.87
2758	--	.02	.03	.06	.21	1.25	2.23	6.06	--	4256	--	--	--	--	.00	--	--	--	--
2794	--	--	--	.02	.49	1.39	--	--	--	4257	.05	.06	.10	.30	.80	1.70	3.20	6.20	8.20
2797	.01	.01	.02	.05	.16	.44	.92	2.05	2.61	4258	--	.10	.10	.30	.70	1.85	3.30	7.97	--
2811	.03	.03	.10	.14	.40	1.10	2.00	4.41	5.42	4278	.02	.03	.07	.19	.52	1.32	2.46	4.85	5.96
2813	--	--	.05	.21	.60	1.69	2.63	--	--	4299	--	.05	.06	.13	.31	.65	1.09	1.50	--
2814	--	--	--	.02	.10	1.10	--	--	--	4300	.01	.01	.05	.19	.63	1.70	3.34	7.19	9.27
2815	.10	.10	.10	.20	.40	.80	2.32	4.50	5.43	4305	.01	.01	.03	.14	.62	1.64	3.11	6.60	8.95
2818	.02	.02	.07	.14	.47	1.11	1.95	4.98	8.28	4307	.01	.01	.03	.17	.65	1.68	3.24	8.42	14.86
2986	.04	.05	.11	.29	1.03	1.89	3.37	7.89	8.98	4309	.02	.03	.07	.22	.75	1.66	3.15	6.17	8.38
3005	.03	.04	.10	.20	.60	1.30	2.34	4.49	5.51	4311	.02	.04	.08	.23	.72	1.79	3.20	6.52	8.09
3033	.02	.03	.04	.08	.20	.44	.89	2.24	2.96	4313	.02	.05	.10	.29	.75	1.76	3.61	8.73	10.43
3034	--	--	--	--	.16	--	--	--	--	4319	--	--	.13	.29	.76	1.40	3.62	--	--
3047	--	--	--	.12	.73	2.23	--	--	--	4329	.03	.04	.10	.25	.69	1.61	3.10	6.39	8.03
3103	--	--	.11	.19	.30	1.46	3.97	--	--	4331	--	--	--	--	.00	--	--	--	--
3133	.02	.03	.10	.25	.70	1.50	2.78	5.34	6.47	4375	.10	.10	.10	.20	.50	1.20	2.40	5.81	7.02
3156	.04	.05	.10	.20	.60	1.43	2.80	7.06	11.57	4392	.03	.04	.08	.26	.89	2.03	3.48	7.25	8.78
3171	.03	.04	.10	.20	.60	1.40	2.50	5.22	6.14	4425	.03	.03	.10	.10	.30	.80	1.60	2.89	4.02
3189	.03	.03	.08	.11	.30	.70	1.43	3.53	4.52	4440	.02	.03	.05	.16	.51	1.17	2.09	4.19	5.76
3260	.01	.02	.05	.13	.39	1.14	2.36	3.96	4.32	4476	.04	.06	.10	.22	.60	1.26	2.30	4.71	5.54
3267	--	.03	.04	.10	.33	.80	2.23	6.03	--	4498	--	--	--	.09	.25	.46	--	--	--
3270	.05	.10	.10	.20	.40	1.00	1.88	4.25	5.30	4517	.02	.03	.07	.19	.54	1.27	2.49	4.55	5.78
3272	--	--	--	.07	.30	.43	--	--	--	4520	.10	.10	.10	.20	.60	1.25	2.50	4.70	6.22
3277	--	--	.02	.03	.14	.36	.82	--	--	4525	--	--	--	.27	.81	5.35	--	--	--
3278	.03	.03	.07	.11	.34	.94	1.80	3.52	4.37	4563	--	--	--	.09	.60	2.83	--	--	--
3280	.01	.01	.03	.08	.20	.66	1.40	2.40	3.03	4570	.03	.04	.10	.17	.40	1.06	2.10	4.40	5.64
3281	--	--	.05	.14	.33	.59	1.08	--	--	4577	.03	.05	.10	.29	.75	1.64	2.94	5.95	7.59
3283	.01	.01	.03	.13	.49	1.29	2.59	5.44	6.59	4591	.03	.03	.08	.20	.61	1.48	2.70	5.69	6.29
3284	.02	.03	.10	.20	.60	1.37	2.59	5.10	6.10	4670	.02	.03	.10	.15	.43	1.06	2.06	3.80	5.53
3285	.06	.10	.10	.20	.60	1.50	2.60	5.08	6.24	4671	--	.02	.03	.09	.32	1.03	2.29	3.31	--
3329	.02	.03	.06	.14	.50	1.20	2.40	4.50	6.42	4679	.04	.05	.10	.20	.60	1.30	2.50	5.73	7.15
3335	.03	.05	.18	.30	.81	1.80	3.73	6.87	11.00	4696	--	--	--	.55	.66	.97	--	--	--
3370	.03	.03	.09	.25	.69	1.49	2.82	5.35	6.26	4703	--	.02	.10	.18	.41	.98	1.98	5.29	--
3410	.04	.05	.10	.19	.47	1.00	2.00	3.90	4.88	4704	.02	.03	.08	.26	.81	1.97	3.93	7.06	8.75
3415	.02	.04	.10	.20	.60	1.40	2.64	5.30	6.56	4731	--	.01	.03	.16	.35	1.01	2.18	6.89	--
3430	.01	.01	.03	.14	.53	1.49	3.09	6.59	8.53	4792	.10	.10	.10	.20	.60	1.30	2.69	4.70	5.50
3431	.01	.01	.04	.15	.60	1.45	3.75	9.90	14.74	4819	.10	.10	.10	.30	1.00	1.70	3.60	5.60	5.90
3441	--	--	.09	.23	.74	1.23	2.96	--	--	4852	--	--	--	.30	1.74	3.17	--	--	--
3442	.02	.03	.06	.12	.32	.82	1.73	2.98	3.59	4866	.03	.04	.10	.20	.61	1.40	2.62	4.89	6.15
3446	.03	.04	.07	.15	.40	.86	1.60	2.92	4.85	4876	--	.10	.10	.30	.70	1.68	3.39	9.92	--
3460	--	--	.04	.14	1.09	1.56	2.75	--	--	4878	.03	.04	.10	.30	.83	1.95	3.86	7.25	8.35
3462	--	.05	.10	.20	.50	.98	1.60	5.70	--	4880	.02	.03	.08	.13	.39	.90	1.80	3.79	4.67

Appendix 4–4.7. Empirical distribution of storm depth defined by 72-hour minimum interevent time for hourly rainfall stations in Texas—Continued.

	Depth (inches)																		
Station no.	1st percentile	2nd percentile	10th percentile	25th percentile	50th percentile (median)	75th percentile	90th percentile	98th percentile	99th percentile	Station no.	1st percentile	2nd percentile	10th percentile	25th percentile	50th percentile (median)	75th percentile	90th percentile	98th percentile	99th percentile
4920	0.03	0.04	0.10	0.15	0.40	1.20	2.29	4.66	5.88	5957	0.03	0.04	0.10	0.20	0.60	1.30	2.38	5.20	6.91
4934	--	--	--	.07	.15	1.02	--	--	--	5958	.01	.02	.06	.19	.66	1.30	2.46	4.53	4.72
4972	.03	.04	.10	.20	.55	1.20	2.32	4.50	5.41	5973	--	.02	.04	.08	.25	.97	2.61	5.38	--
4973	.04	.06	.13	.38	.79	1.60	3.06	6.48	8.89	5996	.03	.04	.10	.20	.57	1.29	2.38	4.52	5.43
4974	.02	.03	.06	.12	.38	.89	1.88	3.92	6.05	6017	--	.01	.03	.10	.34	1.00	2.30	4.71	--
4975	.10	.10	.10	.30	.80	1.70	3.00	5.80	6.76	6024	.02	.03	.10	.30	.83	2.00	3.46	6.32	10.13
4978	--	.02	.04	.11	.45	1.04	2.70	6.16	--	6050	--	--	.19	.29	.57	1.45	2.29	--	--
4979	--	--	--	.62	1.85	5.05	--	--	--	6104	.02	.03	.07	.10	.32	.84	1.75	4.00	5.07
4982	.02	.03	.07	.16	.45	1.11	2.14	4.17	5.38	6108	.03	.06	.10	.30	.80	1.80	3.21	5.90	7.04
5018	.02	.04	.07	.20	.56	1.34	2.31	4.67	7.19	6136	.03	.04	.10	.11	.32	.82	1.60	3.35	3.73
5048	.03	.04	.10	.10	.30	.85	1.55	3.73	5.45	6166	--	.03	.06	.17	.37	.89	1.74	2.88	--
5049	--	.10	.10	.20	.30	.80	1.56	5.16	--	6176	.02	.03	.11	.30	.63	1.65	3.35	7.10	7.40
5056	--	--	--	--	.67	--	--	--	--	6177	.04	.05	.10	.30	.80	1.70	3.17	6.33	8.52
5057	.01	.01	.02	.06	.24	.79	1.78	3.66	4.16	6210	.03	.05	.10	.20	.70	1.50	2.80	5.60	6.69
5060	.01	.01	.02	.07	.43	1.09	3.05	8.06	8.82	6211	.01	.02	.07	.23	.83	1.89	3.12	5.47	7.57
5081	.02	.03	.08	.25	.75	1.65	2.96	6.02	6.92	6270	.10	.10	.10	.30	.90	1.80	3.20	6.34	7.42
5094	.02	.03	.10	.20	.63	1.46	2.70	5.55	6.83	6275	--	--	--	--	.00	--	--	--	--
5113	.03	.04	.10	.16	.47	1.20	2.50	5.61	7.46	6276	--	--	--	.19	1.39	4.21	--	--	--
5114	--	--	--	--	.00	--	--	--	--	6335	.03	.03	.10	.23	.70	1.51	2.75	4.91	5.87
5123	--	--	.07	.22	.49	1.92	2.78	--	--	6434	--	--	.14	.36	.72	1.17	1.97	--	--
5192	.02	.04	.10	.25	.60	1.50	2.80	5.29	6.32	6504	.02	.03	.10	.10	.36	.90	1.70	4.07	5.10
5193	.03	.04	.10	.20	.60	1.40	2.70	5.22	6.84	6558	--	--	.05	.12	.71	.99	1.90	--	--
5224	.01	.02	.08	.30	.86	2.00	3.77	8.23	9.16	6615	.05	.10	.10	.20	.40	1.00	1.91	5.20	6.40
5228	.02	.03	.06	.16	.64	1.55	2.62	5.27	6.45	6660	--	.03	.08	.25	.59	1.61	2.61	5.20	--
5235	--	--	.05	.15	.54	1.15	3.58	--	--	6663	--	--	.11	.21	.65	1.74	4.59	--	--
5247	.02	.03	.10	.15	.40	1.00	1.91	3.55	4.28	6734	.01	.02	.06	.15	.41	1.13	1.94	4.47	5.79
5258	.03	.03	.10	.23	.60	1.30	2.50	5.32	7.50	6736	.03	.03	.10	.12	.37	.90	1.78	3.99	4.74
5303	.02	.03	.05	.15	.37	1.19	2.10	5.34	8.90	6740	--	--	.07	.37	1.70	3.46	4.25	--	--
5312	.04	.05	.10	.20	.50	1.20	2.30	5.42	6.51	6750	.01	.01	.03	.12	.38	1.63	3.73	10.04	11.79
5341	--	--	--	.47	.78	7.96	--	--	--	6757	.01	.02	.10	.21	.70	1.60	3.09	5.54	6.99
5342	--	--	--	--	.00	--	--	--	--	6775	.01	.02	.05	.12	.35	1.02	1.85	4.20	5.06
5348	.04	.08	.10	.30	.80	1.80	3.40	5.40	5.92	6776	.03	.04	.10	.13	.40	1.00	1.90	4.09	4.87
5358	.02	.03	.07	.15	.41	1.07	1.99	3.98	5.14	6788	.02	.02	.09	.29	.72	1.63	3.31	5.32	5.59
5398	.03	.04	.10	.28	.75	1.60	3.02	6.20	7.19	6792	.02	.03	.10	.10	.30	.70	1.40	3.23	3.95
5410	.02	.03	.09	.10	.37	.90	1.74	3.98	4.58	6794	--	--	--	1.20	4.96	8.37	--	--	--
5411	.01	.01	.02	.07	.27	.80	1.68	3.54	4.85	6834	.10	.10	.10	.30	.90	1.73	3.25	6.10	7.42
5424	.01	.01	.03	.18	.81	2.01	3.72	8.97	11.20	6893	.03	.04	.10	.10	.27	.60	1.20	2.68	3.21
5429	.02	.02	.06	.16	.50	1.31	2.36	4.88	7.81	6935	.03	.05	.10	.14	.35	.87	1.80	3.63	5.00
5431	--	--	.14	.38	.90	2.24	3.28	--	--	6981	.01	.02	.10	.24	.61	1.41	2.33	5.75	6.84
5461	.03	.04	.10	.24	.70	1.56	2.85	5.85	6.90	7020	--	.02	.04	.16	.45	1.13	2.61	7.81	--
5463	.10	.10	.10	.20	.70	1.60	2.90	5.50	6.61	7060	.03	.05	.10	.18	.40	1.10	2.10	4.39	5.70
5471	--	--	--	.08	.41	.64	--	--	--	7066	.03	.04	.10	.25	.80	1.70	3.20	5.67	7.12
5477	--	--	.09	.15	.46	1.42	9.73	--	--	7074	.02	.03	.06	.10	.30	.80	1.68	3.68	4.68
5528	.03	.04	.10	.26	.69	1.47	2.58	5.11	6.48	7097	--	.02	.11	.20	.65	1.52	3.22	5.61	--
5579	--	--	--	--	.55	--	--	--	--	7116	.02	.02	.05	.14	.40	1.03	1.81	3.83	5.04
5580	--	--	--	.49	1.81	2.68	--	--	--	7140	.02	.02	.07	.18	.55	1.61	3.37	7.16	9.31
5589	--	.01	.03	.09	.32	.82	1.34	1.73	--	7173	.01	.01	.03	.19	.73	2.09	4.14	8.01	10.07
5590	--	.02	.05	.12	.33	.93	1.53	3.81	--	7174	.01	.01	.04	.19	.77	2.00	3.85	8.18	10.35
5591	.02	.03	.06	.12	.34	.67	1.39	2.83	3.44	7213	.02	.03	.10	.25	.67	1.47	2.69	5.11	5.93
5592	.02	.02	.05	.10	.27	.58	1.25	2.79	4.65	7243	.03	.04	.10	.20	.50	1.20	2.30	4.40	5.50
5594	.02	.03	.06	.10	.25	.61	1.10	2.50	4.12	7262	--	.01	.02	.06	.17	.43	.69	2.22	--
5595	--	--	--	--	.05	--	--	--	--	7274	.04	.05	.10	.23	.52	1.22	2.00	5.11	5.78
5596	.10	.10	.10	.10	.30	.80	1.70	3.67	4.66	7300	.02	.03	.06	.18	.52	1.16	2.35	4.35	5.80
5600	.02	.03	.05	.12	.30	.73	1.24	3.79	5.13	7311	--	--	.10	.20	.50	1.75	2.09	--	--
5618	--	--	--	.17	1.13	2.52	--	--	--	7363	--	--	--	.14	.82	3.23	--	--	--
5650	--	--	--	.45	.74	2.19	--	--	--	7422	.02	.03	.10	.18	.50	1.30	2.50	5.25	6.59
5656	.07	.10	.10	.20	.40	1.01	1.92	4.10	5.51	7431	.03	.03	.07	.10	.30	.78	1.50	3.51	4.47
5658	.02	.03	.05	.13	.36	.85	1.84	4.33	5.34	7481	.02	.03	.05	.10	.23	.60	1.30	3.27	3.81
5661	.10	.10	.10	.17	.50	1.12	2.97	6.92	11.87	7497	.10	.10	.10	.20	.66	1.40	2.70	5.14	7.15
5666	--	--	.04	.10	.30	1.01	3.38	--	--	7498	.07	.09	.10	.20	.70	1.50	2.42	7.48	9.58
5695	.04	.05	.10	.28	.67	1.41	2.69	5.37	6.85	7499	.05	.08	.10	.20	.50	1.29	2.37	4.56	6.30
5742	--	--	.05	.09	.21	.41	2.79	--	--	7531	--	.04	.08	.26	.58	1.32	3.18	4.75	--
5766	--	--	--	.69	1.35	6.34	--	--	--	7534	.03	.03	.06	.18	.52	1.23	2.32	4.17	5.63
5770	.03	.03	.10	.15	.41	1.08	2.08	4.32	5.07	7556	.03	.05	.10	.20	.59	1.30	2.60	5.11	6.78
5775	--	--	--	.05	.69	1.10	--	--	--	7594	.03	.04	.10	.25	.73	1.68	2.98	6.29	7.48
5779	--	--	.09	.22	.71	1.71	2.75	--	--	7596	.01	.02	.05	.12	.60	1.64	3.02	4.80	5.54
5840	.02	.03	.05	.19	.47	1.24	2.30	5.91	6.90	7608	.01	.02	.05	.16	.60	1.48	2.59	5.50	6.87
5890	.01	.01	.02	.07	.24	.70	1.43	3.10	3.86	7622	--	--	.01	.01	.10	.53	1.41	--	--
5891	.02	.02	.07	.14	.37	.78	1.53	2.40	3.44	7700	.02	.03	.09	.28	.76	1.70	3.10	6.03	7.80
5897	.10	.10	.10	.20	.70	1.60	2.90	5.40	6.49	7706	.02	.04	.10	.15	.44	1.05	2.10	4.37	6.54

Appendix 4–4.7. Empirical distribution of storm depth defined by 72-hour minimum interevent time for hourly rainfall stations in Texas—Continued.

	Depth (inches)																		
Station no.	1st percentile	2nd percentile	10th percentile	25th percentile	50th percentile (median)	75th percentile	90th percentile	98th percentile	99th percentile	Station no.	1st percentile	2nd percentile	10th percentile	25th percentile	50th percentile (median)	75th percentile	90th percentile	98th percentile	99th percentile
7718	--	0.03	0.09	0.21	0.60	1.07	2.68	6.67	--	8910	--	--	--	0.07	0.42	2.33	--	--	--
7745	0.01	.02	.08	.24	.83	1.67	3.50	7.25	8.47	8911	0.01	0.02	0.05	.16	.57	1.33	2.61	5.17	5.79
7922	.01	.01	.04	.09	.21	.49	.90	2.22	3.21	8924	.02	.03	.06	.12	.28	.65	1.16	2.06	2.62
7936	.04	.05	.10	.30	.85	1.90	3.30	7.15	8.45	8929	--	--	--	.13	.65	2.02	--	--	--
7943	.01	.01	.02	.07	.28	.86	1.81	3.60	4.72	8942	.05	.08	.10	.30	.80	1.80	3.40	6.10	7.70
7944	--	--	.03	.15	.42	1.36	3.03	--	--	8944	.02	.02	.06	.20	.66	1.48	3.18	6.30	7.82
7945	.01	.01	.02	.08	.40	1.12	2.44	5.43	7.32	8996	.02	.03	.06	.20	.64	1.57	3.01	6.06	7.53
7947	.05	.05	.10	.30	.70	1.60	3.30	5.64	13.07	9014	--	--	--	.81	1.46	2.26	--	--	--
7948	.02	.02	.05	.12	.45	1.23	2.29	5.00	7.16	9037	.02	.03	.05	.10	.24	.52	1.23	2.47	2.79
7951	.03	.05	.10	.26	.74	1.54	2.79	5.45	6.61	9106	.02	.02	.04	.07	.17	.48	1.00	2.31	8.34
7953	--	.02	.05	.14	.30	.81	2.72	5.00	--	9107	--	--	.04	.07	.20	.80	1.55	--	--
7981	.02	.02	.06	.13	.41	1.18	2.26	5.00	5.80	9129	--	.02	.04	.07	.28	.80	2.25	3.90	--
7990	--	.02	.04	.10	.43	1.17	3.94	7.23	--	9163	.03	.04	.09	.20	.50	1.19	2.21	5.00	5.70
7992	--	--	--	1.15	1.75	4.62	--	--	--	9213	.01	.01	.03	.16	.56	1.36	2.48	6.05	8.60
7997	--	.02	.04	.13	.38	.91	1.81	4.89	--	9214	--	--	--	1.29	2.35	7.64	--	--	--
7999	--	--	.03	.07	.24	.84	1.64	--	--	9222	.01	.02	.06	.21	.54	1.25	2.45	5.46	6.48
8022	--	--	.05	.10	.26	.98	1.78	--	--	9248	--	.05	.07	.12	.30	.94	1.56	3.78	--
8023	.04	.05	.10	.13	.35	.90	1.73	3.81	4.70	9266	--	.04	.10	.19	.50	1.11	2.18	2.99	--
8047	.03	.04	.10	.20	.60	1.30	2.40	4.80	6.12	9270	.03	.04	.10	.10	.30	.72	1.54	3.59	3.97
8060	--	.02	.03	.08	.30	1.17	3.21	4.18	--	9295	--	.01	.02	.04	.14	.51	1.14	2.32	--
8062	--	--	.02	.11	.48	1.30	3.89	--	--	9304	--	--	--	--	.23	--	--	--	--
8068	--	--	.03	.10	.26	.54	1.53	--	--	9307	.05	.07	.10	.25	.60	1.15	2.18	3.88	4.10
8081	.03	.04	.08	.15	.43	1.24	2.50	5.87	7.72	9328	.01	.02	.06	.12	.36	.91	2.50	4.15	5.07
8089	--	--	.03	.14	.58	1.10	1.89	--	--	9329	--	--	--	.16	.37	2.06	--	--	--
8221	--	--	--	.67	1.34	2.21	--	--	--	9345	--	--	--	--	.75	--	--	--	--
8252	.03	.04	.09	.12	.35	.90	1.69	3.45	4.80	9363	.01	.01	.03	.10	.43	1.32	2.59	5.31	6.18
8265	.03	.03	.08	.23	.71	1.69	3.45	6.72	9.30	9364	.01	.01	.03	.11	.45	1.35	2.80	6.65	9.15
8289	--	--	.14	.27	.65	1.00	1.29	--	--	9365	--	--	.08	.14	.30	.69	2.36	--	--
8305	.02	.03	.07	.10	.26	.58	1.18	2.60	3.27	9371	--	.04	.07	.18	.74	1.76	2.52	4.18	--
8335	.03	.04	.08	.26	.80	1.69	3.22	5.42	6.71	9417	.02	.02	.07	.18	.60	1.42	2.61	4.90	5.89
8400	.02	.03	.08	.14	.40	.77	1.51	3.77	4.59	9419	.01	.01	.04	.14	.53	1.35	2.41	4.85	6.00
8445	.02	.03	.06	.20	.58	1.55	2.88	6.08	8.49	9435	--	.05	.07	.21	.52	.87	1.64	5.60	--
8446	.02	.04	.10	.20	.60	1.43	2.59	5.16	6.17	9491	.03	.03	.10	.21	.69	1.57	3.00	5.62	6.82
8451	.02	.02	.06	.11	.34	1.02	1.72	4.23	4.70	9499	.03	.04	.10	.14	.40	1.10	2.00	3.70	4.84
8531	.03	.03	.08	.23	.62	1.40	2.49	4.20	6.13	9522	--	--	--	.21	1.28	10.64	--	--	--
8541	--	.03	.08	.18	.49	1.05	2.77	5.45	--	9527	.04	.05	.10	.12	.36	.90	1.90	3.86	4.59
8544	.05	.05	.10	.20	.59	1.42	2.90	7.20	9.00	9532	.03	.03	.10	.20	.60	1.30	2.40	5.24	6.33
8545	--	--	.04	.24	.54	.63	1.12	--	--	9544	--	--	--	.10	.24	4.34	--	--	--
8563	.10	.10	.10	.20	.70	1.40	2.60	5.66	7.17	9565	.02	.03	.10	.14	.40	1.09	2.23	4.87	5.38
8566	.02	.03	.06	.14	.40	1.04	2.04	3.51	5.14	9570	.10	.10	.10	.20	.50	1.20	1.95	4.53	5.26
8583	.10	.10	.10	.20	.50	1.20	2.10	4.81	5.70	9574	--	--	.20	.40	.90	1.40	2.54	--	--
8584	.03	.04	.10	.20	.54	1.24	2.37	4.70	5.40	9588	.02	.02	.07	.10	.40	1.10	2.30	4.77	5.64
8623	.05	.08	.10	.20	.60	1.40	2.50	4.38	5.66	9665	.03	.05	.10	.23	.70	1.50	2.77	5.51	6.94
8625	.02	.03	.08	.20	.56	1.25	2.42	4.46	6.83	9715	.02	.03	.10	.20	.60	1.30	2.50	5.06	6.36
8630	.02	.03	.08	.12	.37	.90	1.70	3.49	4.00	9729	.01	.01	.03	.12	.46	1.18	2.28	4.58	5.61
8631	.03	.04	.06	.15	.42	1.01	1.94	4.18	5.16	9772	.02	.03	.05	.15	.54	1.47	3.03	6.67	8.96
8646	.02	.03	.08	.17	.55	1.34	2.47	4.72	6.04	9814	--	--	.04	.17	.82	1.50	2.81	--	--
8647	.03	.04	.10	.11	.35	.90	1.90	3.88	4.82	9815	.03	.05	.10	.23	.61	1.60	2.64	6.35	8.29
8677	.02	.05	.10	.22	.49	1.25	2.19	4.54	5.61	9816	--	.04	.05	.12	.34	1.02	2.58	4.83	--
8696	--	--	--	.23	1.18	4.10	--	--	--	9817	.04	.06	.10	.20	.50	1.17	2.10	4.65	5.34
8743	.03	.04	.10	.27	.77	1.65	3.24	6.20	7.36	9829	.02	.02	.06	.10	.27	.67	1.40	2.92	3.55
8761	.02	.03	.10	.10	.30	.83	1.70	3.45	4.44	9830	.01	.01	.03	.07	.17	.67	1.12	2.44	3.54
8778	.04	.06	.10	.30	.80	1.60	3.00	5.01	6.29	9858	.02	.03	.06	.14	.39	.95	1.84	3.85	4.57
8845	.03	.04	.10	.20	.53	1.40	2.77	5.96	6.92	9893	.02	.03	.10	.20	.50	1.17	2.24	4.51	5.45
8859	.03	.04	.10	.25	.80	1.66	3.00	5.31	6.41	9916	.03	.05	.10	.30	.88	1.80	3.20	5.35	5.90
8898	.03	.03	.10	.24	.68	1.50	2.91	5.44	7.63	9976	.02	.03	.08	.11	.40	1.01	2.00	4.30	6.23
8908	--	--	.06	.15	1.02	2.03	3.49	--	--										

Appendix 4–5.1. Empirical distribution of storm duration defined by 6-hour minimum interevent time for hourly rainfall stations in Texas.

[--, not available]

	Duration (hours)																		
Station no.	1st percentile	2nd percentile	10th percentile	25th percentile	50th percentile (median)	75th percentile	90th percentile	98th percentile	99th percentile	Station no.	1st percentile	2nd percentile	10th percentile	25th percentile	50th percentile (median)	75th percentile	90th percentile	98th percentile	99th percentile
0015	--	--	1.00	1.00	5.00	10.00	12.80	--	--	1154	1.00	1.00	1.00	1.00	1.00	7.00	13.00	25.00	33.10
0016	1.00	1.00	1.00	1.00	3.00	7.00	13.00	24.00	32.00	1165	1.00	1.00	1.00	1.00	3.00	7.00	13.00	28.00	34.00
0050	1.00	1.00	1.00	2.00	4.00	9.00	15.00	27.00	33.80	1185	1.00	1.00	1.00	1.00	2.00	5.00	10.00	23.00	28.00
0054	--	1.00	1.00	1.00	3.00	5.00	11.70	23.24	--	1186	1.00	1.00	1.00	1.00	3.00	8.00	14.00	27.84	32.56
0120	--	--	1.40	3.50	5.00	9.50	16.00	--	--	1188	--	--	1.00	1.00	1.00	5.00	24.40	--	--
0145	1.00	1.00	1.00	1.00	1.00	7.00	13.00	24.90	31.00	1245	--	--	2.00	2.00	5.00	8.00	11.80	--	--
0146	--	1.00	1.00	2.00	5.50	8.00	12.00	31.40	--	1246	1.00	1.00	1.00	1.00	2.00	5.00	10.00	18.94	22.00
0174	1.00	1.00	1.00	1.00	1.00	4.00	8.00	16.00	19.57	1267	1.00	1.00	1.00	1.00	3.00	6.00	11.10	25.82	29.41
0178	--	--	1.00	1.00	2.00	4.00	8.40	--	--	1304	1.00	1.00	1.00	1.00	3.00	7.00	13.00	23.00	30.00
0179	1.00	1.00	1.00	2.00	2.00	5.00	8.00	14.02	18.02	1325	1.00	1.00	1.00	2.00	4.00	8.00	14.00	26.00	33.00
0202	1.00	1.00	1.00	1.00	1.00	4.00	7.00	14.00	17.00	1429	1.00	1.00	1.00	1.00	3.00	6.00	13.00	24.00	28.76
0206	1.00	1.00	1.00	1.00	2.00	6.00	10.00	21.00	25.00	1431	1.00	1.00	1.00	2.00	4.00	8.00	16.00	30.00	36.00
0208	--	--	--	1.50	5.00	10.00	--	--	--	1432	1.00	1.00	1.00	2.00	4.00	8.00	16.00	29.00	38.20
0211	1.00	1.00	1.00	1.00	3.00	7.00	12.00	25.00	30.00	1433	1.00	1.00	1.00	2.00	4.00	8.00	15.00	28.00	34.52
0244	--	1.00	1.00	2.00	4.50	11.00	18.60	29.78	--	1434	1.00	1.00	1.00	2.00	4.00	8.00	13.00	28.00	34.20
0248	1.00	1.00	1.00	1.00	2.00	5.00	9.00	19.80	26.00	1435	1.00	1.00	1.00	2.00	3.00	8.00	15.00	27.00	34.00
0262	1.00	1.00	1.00	1.00	3.00	7.00	13.00	24.54	29.00	1436	1.00	1.00	1.00	2.00	4.00	8.00	16.00	27.00	33.00
0271	--	--	1.00	2.00	4.00	7.50	11.00	--	--	1437	--	--	1.00	2.00	2.00	4.75	25.00	--	--
0380	1.00	1.00	1.00	2.00	4.00	7.00	13.00	27.08	34.00	1438	1.00	1.00	1.00	2.00	4.00	8.00	15.00	27.00	34.54
0394	--	--	1.20	3.00	5.00	11.00	31.00	--	--	1462	--	--	--	--	.00	--	--	--	--
0408	--	--	1.00	1.00	2.00	5.00	10.50	--	--	1492	1.00	1.00	1.00	1.00	2.00	5.00	9.00	20.00	28.00
0427	--	1.00	1.00	1.00	1.00	6.50	11.60	16.56	--	1500	--	--	1.40	2.00	6.00	9.00	13.00	--	--
0428	1.00	1.00	1.00	1.00	3.00	7.00	14.00	27.00	33.00	1528	1.00	1.00	1.00	1.00	2.00	5.00	10.00	22.00	28.00
0429	1.00	1.00	1.00	1.00	4.00	8.50	15.00	32.24	48.46	1541	--	1.00	1.00	1.00	2.00	8.25	15.90	21.74	--
0463	1.00	1.00	1.00	1.00	3.00	8.00	13.00	24.76	30.60	1569	1.00	1.00	1.00	1.00	3.00	7.00	13.00	31.20	55.44
0493	--	--	2.00	3.00	6.00	10.00	12.00	--	--	1632	--	--	--	1.00	1.00	1.00	--	--	--
0495	1.00	1.00	1.00	1.00	2.00	5.00	11.00	26.56	32.78	1641	1.00	1.00	1.00	1.00	3.00	6.00	12.00	26.34	36.00
0496	--	--	1.00	1.00	1.00	1.00	3.20	--	--	1646	1.00	1.00	1.00	1.00	2.00	4.00	8.30	16.86	22.00
0498	--	--	1.00	1.00	1.00	1.00	3.80	--	--	1663	--	1.00	1.00	1.00	2.00	6.00	14.60	32.68	--
0509	1.00	1.00	1.00	1.00	3.00	7.00	13.00	25.00	31.87	1671	1.00	1.00	1.00	1.00	3.00	6.00	12.00	23.00	29.00
0518	1.00	1.00	1.00	1.00	2.00	6.00	11.00	21.92	25.00	1680	1.00	1.00	1.00	2.00	4.00	8.00	15.00	28.58	34.00
0521	--	--	1.00	2.00	4.00	8.75	11.90	--	--	1694	1.00	1.00	1.00	1.00	2.00	7.00	12.00	21.08	28.22
0556	1.00	1.00	1.00	2.00	4.00	8.00	12.00	48.44	56.00	1696	1.00	1.00	1.00	1.00	3.00	7.00	13.00	28.44	34.72
0569	1.00	1.00	1.00	1.00	2.00	6.00	12.00	23.00	28.06	1697	--	1.00	1.00	2.00	3.00	8.00	11.40	25.36	--
0572	1.00	1.00	1.00	2.00	3.00	7.00	12.00	26.00	35.00	1698	1.00	1.00	1.00	1.00	2.00	5.00	10.00	20.00	26.86
0576	1.00	1.00	1.00	1.00	3.00	8.00	12.00	36.12	39.95	1720	1.00	1.00	1.00	1.00	1.00	5.00	10.20	20.16	25.52
0580	1.00	1.00	1.00	1.00	3.00	7.00	13.00	28.20	32.20	1761	1.00	1.00	1.00	1.00	1.00	7.00	13.00	20.20	43.00
0587	1.00	1.00	1.00	2.00	4.00	8.00	14.00	29.00	39.00	1773	1.00	1.00	1.00	1.00	3.00	7.00	12.00	24.00	29.00
0605	1.00	1.00	1.00	2.00	4.00	7.00	12.00	25.48	30.72	1810	--	--	1.00	2.00	4.00	7.00	9.30	--	--
0639	1.00	1.00	1.00	1.00	2.00	5.00	9.00	19.26	24.13	1823	--	--	1.00	2.00	4.00	6.50	8.40	--	--
0655	--	--	--	--	.00	--	--	--	--	1870	1.00	1.00	1.00	2.00	5.00	9.00	18.00	32.00	39.90
0665	1.00	1.00	1.00	2.00	3.00	8.00	14.00	27.00	32.00	1875	--	--	2.00	2.00	4.00	6.00	9.90	--	--
0689	1.00	1.00	1.00	1.00	3.00	7.00	13.00	27.48	37.74	1876	--	1.00	1.00	2.00	4.00	12.00	19.60	37.72	--
0690	1.00	1.00	1.00	1.00	1.00	4.00	8.00	15.00	22.00	1889	1.00	1.00	1.00	1.00	3.00	7.00	13.00	30.48	35.24
0691	1.00	1.00	1.00	2.00	3.00	7.00	12.00	24.00	28.00	1903	1.00	1.00	1.00	1.00	1.00	4.00	8.00	14.02	17.01
0708	1.00	1.00	1.00	1.00	1.00	4.00	8.40	20.40	27.72	1914	--	--	2.00	3.00	5.00	8.00	13.20	--	--
0738	1.00	1.00	1.00	2.00	4.00	8.00	14.00	27.00	33.00	1920	1.00	1.00	1.00	2.00	3.00	7.00	12.00	25.98	34.83
0776	1.00	1.00	1.00	1.00	2.00	5.00	10.00	21.30	29.00	1921	1.00	1.00	1.00	1.00	3.00	7.00	13.00	25.00	29.00
0779	1.00	1.00	1.00	1.00	1.00	4.00	8.00	18.18	23.09	1937	1.00	1.00	1.00	2.00	4.00	9.00	16.00	28.00	37.15
0784	1.00	1.00	1.00	1.00	2.00	5.00	9.00	18.00	23.02	1956	1.00	1.00	1.00	1.00	3.00	7.00	12.00	24.00	29.00
0786	1.00	1.00	1.00	1.00	3.00	7.00	12.30	21.00	29.00	1970	--	--	1.00	2.00	5.00	8.00	12.80	--	--
0917	1.00	1.00	1.00	2.00	4.00	8.00	15.00	28.00	37.43	2014	1.00	1.00	1.00	1.00	3.00	6.00	12.00	23.50	28.25
0923	--	--	1.00	2.00	4.50	11.00	21.10	--	--	2015	1.00	1.00	1.00	1.00	3.00	7.00	13.00	27.00	36.00
0926	1.00	1.00	1.00	1.00	3.00	7.00	12.00	25.00	29.39	2019	--	--	1.00	2.00	3.00	8.25	10.00	--	--
0950	--	--	1.00	2.00	2.00	3.00	5.20	--	--	2024	1.00	1.00	1.00	1.00	3.00	7.00	13.00	24.12	29.56
0996	--	--	1.30	3.00	4.00	7.75	10.00	--	--	2042	--	--	1.00	1.00	1.00	3.25	7.00	--	--
1013	1.00	1.00	1.00	1.00	1.00	4.00	7.90	15.00	24.47	2043	1.00	1.00	1.00	1.00	1.00	4.00	7.00	14.00	14.00
1017	1.00	1.00	1.00	1.00	3.00	6.00	11.00	22.00	27.60	2048	1.00	1.00	1.00	1.00	2.00	5.00	11.00	22.00	27.00
1042	--	--	2.80	3.00	5.00	11.00	17.40	--	--	2050	--	1.00	1.00	1.00	1.00	7.00	13.00	28.84	--
1048	--	--	1.00	2.00	3.00	5.00	7.60	--	--	2051	--	1.00	1.00	2.00	3.00	5.25	10.00	27.90	--
1053	1.00	1.00	1.00	2.00	3.00	7.00	13.00	22.30	34.65	2053	--	--	1.00	1.00	2.00	6.00	9.40	--	--
1057	1.00	1.00	1.00	2.00	4.00	7.00	12.00	23.00	28.18	2073	1.00	1.00	1.00	2.00	3.00	7.00	12.00	25.00	29.00
1063	--	--	2.00	2.00	5.00	8.00	11.00	--	--	2082	1.00	1.00	1.00	1.00	2.00	5.00	9.00	18.98	25.00
1068	1.00	1.00	1.00	1.00	3.00	7.00	13.00	25.00	33.00	2086	1.00	1.00	1.00	1.00	3.00	7.00	12.00	23.00	28.00
1080	1.00	1.00	1.00	1.00	1.00	4.00	8.00	13.68	24.00	2088	--	1.00	1.00	1.00	3.00	7.00	10.00	26.72	--
1081	1.00	1.00	1.00	2.00	4.00	8.00	15.00	26.00	31.92	2090	1.00	1.00	1.00	1.00	2.00	5.00	9.10	20.00	24.03
1133	--	--	1.00	1.00	3.00	11.00	25.00	--	--	2096	1.00	1.00	1.00	1.00	3.00	7.00	13.00	23.00	27.00
1136	1.00	1.00	1.00	1.00	2.00	6.00	12.00	27.00	34.00	2128	1.00	1.00	1.00	2.00	4.00	8.00	14.00	28.00	32.14
1138	--	--	1.40	3.00	3.00	6.00	8.60	--	--	2131	1.00	1.00	1.00	1.00	2.00	5.00	10.00	18.66	23.83
1139	1.00	1.00	1.00	1.00	4.00	10.00	16.50	51.70	71.05	2142	--	--	1.00	2.00	5.00	9.25	21.60	--	--

Appendix 4–5.1. Empirical distribution of storm duration defined by 6-hour minimum interevent time for hourly rainfall stations in Texas—Continued.

									Duration (hours)									
Station no.	1st percentile	2nd percentile	10th percentile	25th percentile	50th percentile (median)	75th percentile	90th percentile	98th percentile	99th percentile	Station no.	1st percentile	2nd percentile	10th percentile	25th percentile	50th percentile (median)	75th percentile	90th percentile	98th percentile	99th percentile
2160	--	--	1.00	1.00	7.00	13.00	25.00	--	--	3463	--	1.00	1.00	1.00	3.00	9.00	20.00	29.00	--
2206	1.00	1.00	1.00	2.00	3.00	7.00	12.00	26.70	30.70	3476	1.00	1.00	1.00	2.00	3.00	7.00	13.00	26.00	33.00
2238	1.00	1.00	1.00	1.00	3.00	6.00	12.00	26.56	32.07	3485	--	--	1.60	2.00	6.00	7.00	11.40	--	--
2240	1.00	1.00	1.00	1.00	1.00	7.00	13.00	19.00	19.00	3507	1.00	1.00	1.00	1.00	2.00	5.00	10.00	20.62	26.00
2242	1.00	1.00	1.00	2.00	3.00	8.00	13.00	25.48	33.00	3546	1.00	1.00	1.00	1.00	3.00	7.00	13.00	26.00	29.73
2244	1.00	1.00	1.00	1.00	3.00	7.00	13.00	25.00	30.00	3547	1.00	1.00	1.00	1.00	3.00	7.00	11.00	25.36	28.00
2247	--	1.00	1.00	2.00	4.00	7.00	11.50	20.60	--	3579	--	1.00	1.00	2.00	4.00	9.00	15.00	37.40	--
2309	1.00	1.00	1.00	2.00	4.00	9.00	14.00	25.00	28.00	3642	1.00	1.00	1.00	1.00	3.00	7.00	13.00	23.00	27.00
2312	1.00	1.00	1.00	1.00	2.00	6.00	11.00	19.94	21.97	3646	1.00	1.00	1.00	2.00	4.00	8.00	14.00	26.00	31.00
2334	--	1.00	1.00	1.00	3.50	9.00	17.30	27.30	--	3668	--	--	2.00	4.00	6.50	11.50	17.20	--	--
2336	1.00	1.00	1.00	1.00	3.00	6.00	11.00	20.00	32.00	3673	--	--	1.00	1.75	3.50	8.00	13.20	--	--
2354	--	--	1.00	1.00	3.00	6.50	13.70	--	--	3686	1.00	1.00	1.00	1.00	2.00	6.00	10.00	19.00	23.75
2355	--	1.00	1.00	2.00	4.00	7.75	19.00	26.70	--	3691	1.00	1.00	1.00	1.00	2.00	6.00	11.00	20.00	25.00
2357	1.00	1.00	1.00	1.00	3.00	7.00	15.00	28.00	35.00	3734	--	--	1.00	2.00	3.50	8.00	10.60	--	--
2360	1.00	1.00	1.00	1.00	2.50	6.00	12.00	23.00	31.62	3771	1.00	1.00	1.00	1.00	2.00	5.00	10.00	19.40	24.00
2361	1.00	1.00	1.00	1.00	2.00	4.75	9.70	17.22	27.22	3789	1.00	1.00	1.00	1.00	1.00	7.00	13.00	23.32	40.48
2394	1.00	1.00	1.00	2.00	4.00	8.00	14.00	25.00	32.00	3826	1.00	1.00	1.00	2.00	4.00	9.00	13.00	20.36	24.18
2404	1.00	1.00	1.00	1.00	3.00	7.00	13.00	24.00	31.00	3831	1.00	1.00	1.00	2.00	3.00	7.75	13.30	25.00	35.15
2415	1.00	1.00	1.00	2.00	4.00	8.00	14.00	27.00	33.00	3841	1.00	1.00	1.00	1.00	3.00	6.00	10.00	20.60	31.10
2462	1.00	1.00	1.00	1.00	3.00	8.00	14.00	24.00	29.00	3871	1.00	1.00	1.00	2.00	4.00	7.25	13.00	25.00	32.00
2528	1.00	1.00	1.00	1.00	4.00	8.00	14.00	45.60	54.50	3884	--	--	1.40	3.00	5.00	7.00	10.20	--	--
2617	1.00	1.00	1.00	2.00	4.00	8.00	15.30	28.92	36.68	3941	--	1.00	1.00	1.00	5.00	10.00	19.00	30.40	--
2619	1.00	1.00	1.00	1.00	4.00	7.00	12.00	25.00	33.00	3963	--	--	--	1.00	1.00	1.00	--	--	--
2621	1.00	1.00	1.00	1.00	3.00	6.00	12.00	23.80	30.40	4040	1.00	1.00	1.00	2.00	3.50	7.00	12.00	27.00	31.00
2675	1.00	1.00	1.00	1.00	3.00	6.00	12.00	21.64	27.32	4058	--	--	1.00	1.75	3.00	5.00	9.90	--	--
2676	1.00	1.00	1.00	1.00	1.00	5.00	9.00	18.00	23.00	4098	1.00	1.00	1.00	1.00	2.00	4.00	8.00	16.00	19.67
2679	1.00	1.00	1.00	1.00	2.00	6.00	10.00	20.26	26.13	4100	1.00	1.00	1.00	1.00	3.00	6.00	11.00	24.00	27.00
2715	1.00	1.00	1.00	2.00	3.00	7.00	13.00	25.00	31.00	4137	1.00	1.00	1.00	1.00	2.00	5.00	9.00	17.26	21.63
2744	1.00	1.00	1.00	1.00	3.00	6.00	11.00	23.38	31.00	4191	1.00	1.00	1.00	1.00	3.00	6.00	11.00	23.00	30.00
2758	1.00	1.00	1.00	1.00	3.00	7.00	16.40	33.96	56.92	4256	--	--	--	--	.00	--	--	--	--
2794	--	--	1.00	1.00	3.00	7.00	24.80	--	--	4257	1.00	1.00	1.00	1.00	3.00	6.00	12.00	24.00	29.00
2797	1.00	1.00	1.00	1.00	2.00	5.00	10.00	20.00	26.00	4258	1.00	1.00	1.00	1.00	2.00	6.00	10.00	18.56	23.34
2811	1.00	1.00	1.00	1.00	2.00	5.00	11.00	21.00	28.00	4278	1.00	1.00	1.00	2.00	3.00	7.00	13.00	25.00	32.00
2813	--	--	1.00	1.00	2.50	5.00	9.70	--	--	4299	1.00	1.00	1.00	1.00	2.00	5.00	9.40	17.56	19.00
2814	--	--	1.00	1.00	1.00	4.00	18.00	--	--	4300	1.00	1.00	1.00	1.00	3.00	7.00	13.00	27.00	34.27
2815	1.00	1.00	1.00	1.00	2.00	4.00	8.00	17.00	19.16	4305	1.00	1.00	1.00	1.00	3.00	7.00	13.00	27.00	35.00
2818	1.00	1.00	1.00	1.00	3.00	7.00	12.00	26.60	37.00	4307	1.00	1.00	1.00	1.00	3.00	7.00	13.00	30.58	33.29
2986	1.00	1.00	1.00	2.00	4.00	9.00	16.00	25.00	31.08	4309	1.00	1.00	1.00	2.00	3.00	7.00	13.00	25.00	31.57
3005	1.00	1.00	1.00	1.00	3.00	6.00	12.00	23.00	29.00	4311	1.00	1.00	1.00	2.00	3.00	8.00	13.00	26.00	32.00
3033	1.00	1.00	1.00	2.00	3.00	5.00	9.00	17.00	21.99	4313	1.00	1.00	1.00	1.00	3.00	7.00	15.00	27.64	38.15
3034	--	--	--	--	1.00	--	--	--	--	4319	1.00	1.00	1.00	2.00	4.00	7.75	13.10	31.10	32.91
3047	--	--	1.00	2.00	4.00	8.00	12.90	--	--	4329	1.00	1.00	1.00	2.00	3.00	8.00	14.00	27.68	32.00
3103	--	--	1.00	1.00	2.00	5.50	10.40	--	--	4331	--	--	--	--	.00	--	--	--	--
3133	1.00	1.00	1.00	1.00	4.00	8.00	13.00	26.46	33.00	4375	1.00	1.00	1.00	1.00	1.00	5.00	8.70	17.00	20.07
3156	1.00	1.00	1.00	1.00	3.00	6.00	14.00	29.24	32.24	4392	1.00	1.00	1.00	2.00	4.00	9.00	17.00	31.00	37.00
3171	1.00	1.00	1.00	2.00	4.00	8.00	14.00	26.00	33.00	4425	1.00	1.00	1.00	1.00	1.00	4.00	8.80	17.00	24.18
3189	1.00	1.00	1.00	1.00	2.00	5.00	10.00	19.02	23.01	4440	1.00	1.00	1.00	2.00	4.00	8.00	14.00	28.10	32.00
3260	1.00	1.00	1.00	1.00	3.00	7.00	13.00	23.22	26.55	4476	1.00	1.00	1.00	1.00	2.00	6.00	10.00	20.00	24.90
3267	1.00	1.00	1.00	2.00	3.00	7.00	15.00	29.40	37.40	4498	--	--	1.00	1.00	2.00	3.25	4.50	--	--
3270	1.00	1.00	1.00	1.00	1.00	4.00	8.00	16.00	20.19	4517	1.00	1.00	1.00	2.00	4.00	8.00	13.00	26.00	30.00
3272	--	--	1.00	1.00	1.00	3.00	6.00	--	--	4520	1.00	1.00	1.00	1.00	1.00	5.00	9.00	17.00	22.00
3277	--	--	1.00	1.00	1.00	7.00	18.40	--	--	4525	--	--	1.60	2.00	4.00	8.00	16.40	--	--
3278	1.00	1.00	1.00	1.00	2.00	5.00	9.00	20.00	28.98	4563	--	--	1.00	2.00	4.00	8.00	15.80	--	--
3280	1.00	1.00	1.00	1.00	3.00	5.00	8.80	23.12	34.52	4570	1.00	1.00	1.00	1.00	2.00	6.00	11.00	23.00	29.66
3281	--	--	1.00	1.00	2.00	3.00	8.00	--	--	4577	1.00	1.00	1.00	1.00	3.00	7.00	12.00	25.00	32.64
3283	1.00	1.00	1.00	2.00	4.00	8.00	15.00	29.00	35.00	4591	1.00	1.00	1.00	2.00	4.00	9.00	15.00	27.54	32.77
3284	1.00	1.00	1.00	1.00	3.00	6.00	11.00	22.00	26.70	4670	1.00	1.00	1.00	1.00	2.00	5.00	10.00	20.00	25.00
3285	1.00	1.00	1.00	1.00	2.00	5.00	10.00	20.00	23.72	4671	1.00	1.00	1.00	1.00	1.00	7.00	13.00	19.00	25.00
3329	1.00	1.00	1.00	1.00	3.00	7.00	13.00	25.00	33.00	4679	1.00	1.00	1.00	1.00	2.00	6.00	11.00	20.00	27.00
3335	1.00	1.00	1.00	1.00	4.00	9.00	15.20	25.16	37.56	4696	--	--	1.00	1.00	3.00	6.00	8.20	--	--
3370	1.00	1.00	1.00	2.00	4.00	8.00	14.00	26.28	31.00	4703	1.00	1.00	1.00	1.00	2.00	5.00	12.00	27.50	35.55
3410	1.00	1.00	1.00	1.00	2.00	6.00	10.00	19.76	25.00	4704	1.00	1.00	1.00	1.00	3.00	9.00	16.00	29.00	33.78
3415	1.00	1.00	1.00	1.00	2.00	6.00	11.00	21.00	24.00	4731	1.00	1.00	1.00	1.00	3.00	8.00	15.00	32.00	32.53
3430	1.00	1.00	1.00	1.00	3.00	7.00	12.20	26.00	31.00	4792	1.00	1.00	1.00	1.00	2.00	5.00	9.00	18.00	21.97
3431	1.00	1.00	1.00	1.00	1.00	7.00	13.00	20.72	30.16	4819	1.00	1.00	1.00	1.00	2.00	6.00	11.00	21.00	24.12
3441	--	--	1.00	1.00	3.00	8.50	13.00	--	--	4852	--	--	1.00	1.00	1.00	2.50	8.60	--	--
3442	1.00	1.00	1.00	2.00	4.00	7.00	12.00	19.70	32.40	4866	1.00	1.00	1.00	1.00	3.00	7.00	13.00	25.32	32.00
3446	1.00	1.00	1.00	1.00	3.00	6.00	10.00	22.56	28.78	4876	1.00	1.00	1.00	1.00	2.00	6.00	10.40	22.88	26.64
3460	--	--	1.00	2.00	3.00	6.00	11.20	--	--	4878	1.00	1.00	1.00	2.00	4.00	8.00	14.00	27.00	34.00
3462	1.00	1.00	1.00	1.00	3.00	7.00	14.00	22.72	24.08	4880	1.00	1.00	1.00	1.00	3.00	6.00	11.00	22.00	27.76

Appendix 4–5.1. Empirical distribution of storm duration defined by 6-hour minimum interevent time for hourly rainfall stations in Texas—Continued.

Station no.	1st percentile	2nd percentile	10th percentile	25th percentile	50th percentile (median)	75th percentile	90th percentile	98th percentile	99th percentile
	Duration (hours)								
4920	1.00	1.00	1.00	1.00	2.00	6.00	11.00	22.00	27.00
4934	--	--	--	1.00	2.00	3.50	--	--	--
4972	1.00	1.00	1.00	1.00	3.00	6.00	11.00	22.12	29.00
4973	1.00	1.00	1.00	2.00	4.00	8.50	14.00	25.00	29.00
4974	1.00	1.00	1.00	1.00	3.00	6.00	10.00	21.00	24.16
4975	1.00	1.00	1.00	1.00	2.00	6.00	11.00	20.00	26.46
4978	1.00	1.00	1.00	1.00	2.00	6.00	10.00	24.40	30.10
4979	--	--	1.50	3.00	6.50	13.50	26.50	--	--
4982	1.00	1.00	1.00	2.00	3.00	7.00	12.00	24.00	29.25
5018	1.00	1.00	1.00	2.00	4.00	7.00	13.00	22.00	32.00
5048	1.00	1.00	1.00	1.00	2.00	5.00	9.00	20.00	26.00
5049	1.00	1.00	1.00	1.00	1.00	4.00	7.00	11.80	12.00
5056	--	--	--	1.00	4.00	12.50	--	--	--
5057	1.00	1.00	1.00	1.00	2.00	6.00	13.00	28.00	37.00
5060	1.00	1.00	1.00	2.00	3.00	7.00	13.00	36.68	50.26
5081	1.00	1.00	1.00	2.00	4.00	9.00	16.00	28.16	32.08
5094	1.00	1.00	1.00	1.00	2.00	6.00	11.00	21.00	26.00
5113	1.00	1.00	1.00	1.00	2.00	6.00	12.00	23.00	28.00
5114	--	--	--	--	.00	--	--	--	--
5123	--	--	1.00	1.50	3.00	5.50	13.00	--	--
5192	1.00	1.00	1.00	1.00	3.00	7.00	13.00	23.52	29.00
5193	1.00	1.00	1.00	1.00	3.00	7.00	13.00	25.00	29.85
5224	1.00	1.00	1.00	1.00	4.00	8.00	13.00	22.68	27.68
5228	1.00	1.00	1.00	1.00	3.00	7.00	12.00	28.62	35.00
5235	--	--	1.00	2.00	4.00	11.00	19.40	--	--
5247	1.00	1.00	1.00	1.00	2.00	5.00	9.00	19.94	26.00
5258	1.00	1.00	1.00	2.00	4.00	8.00	14.00	28.78	35.89
5303	1.00	1.00	1.00	2.00	3.00	7.00	13.00	23.00	27.00
5312	1.00	1.00	1.00	1.00	2.00	5.00	9.00	19.00	24.86
5341	--	--	1.00	2.00	4.00	6.50	18.80	--	--
5342	--	--	--	--	.00	--	--	--	--
5348	1.00	1.00	1.00	1.00	3.00	6.00	11.30	23.00	25.23
5358	1.00	1.00	1.00	1.50	3.00	6.00	10.00	21.00	28.00
5398	1.00	1.00	1.00	2.00	4.00	8.00	15.00	27.00	35.00
5410	1.00	1.00	1.00	1.00	2.00	5.00	9.00	20.00	26.17
5411	1.00	1.00	1.00	1.00	3.00	6.00	12.00	25.00	30.14
5424	1.00	1.00	1.00	1.00	3.00	7.00	15.60	34.12	41.24
5429	1.00	1.00	1.00	1.00	3.00	6.00	12.00	24.54	29.27
5431	--	--	1.00	3.75	10.00	15.25	23.50	--	--
5461	1.00	1.00	1.00	2.00	4.00	9.00	15.00	30.00	37.00
5463	1.00	1.00	1.00	1.00	2.00	5.00	10.00	21.48	24.00
5471	--	--	1.00	1.00	1.00	1.75	4.10	--	--
5477	--	--	1.00	1.00	2.50	7.00	17.30	--	--
5528	1.00	1.00	1.00	2.00	3.00	7.00	13.00	25.00	29.00
5579	--	--	--	--	4.00	--	--	--	--
5580	--	--	1.00	2.00	4.00	5.50	13.00	--	--
5589	1.00	1.00	1.00	1.00	2.00	4.00	8.00	13.40	19.10
5590	1.00	1.00	1.00	1.00	2.50	5.00	12.50	26.30	35.40
5591	1.00	1.00	1.00	1.00	2.00	5.00	8.00	18.00	20.00
5592	1.00	1.00	1.00	2.00	3.00	5.00	9.00	16.74	20.87
5594	1.00	1.00	1.00	1.00	2.00	4.00	7.00	17.00	21.00
5595	--	--	--	--	1.50	--	--	--	--
5596	1.00	1.00	1.00	1.00	1.00	3.00	6.00	14.00	15.00
5600	1.00	1.00	1.00	2.00	3.00	5.00	11.00	25.64	31.56
5618	--	--	2.00	2.00	4.00	8.50	12.40	--	--
5650	--	--	1.30	2.00	3.00	6.25	10.40	--	--
5656	1.00	1.00	1.00	1.00	1.00	4.00	8.00	17.72	23.00
5658	1.00	1.00	1.00	2.00	3.00	7.00	12.00	28.16	36.04
5661	1.00	1.00	1.00	1.00	1.00	5.00	10.00	21.00	30.60
5666	--	--	1.00	1.75	3.00	8.25	11.00	--	--
5695	1.00	1.00	1.00	1.00	3.00	7.00	13.00	24.00	28.93
5742	--	--	1.00	1.00	5.00	8.00	11.60	--	--
5766	--	--	1.00	2.00	3.00	9.00	11.80	--	--
5770	1.00	1.00	1.00	1.00	2.00	6.00	11.00	21.00	27.00
5775	--	--	1.00	1.00	3.00	7.25	16.50	--	--
5779	--	--	1.00	1.00	5.00	9.00	11.80	--	--
5840	1.00	1.00	1.00	2.00	4.00	8.00	15.00	28.40	36.00
5890	1.00	1.00	1.00	1.00	3.00	6.00	11.00	24.00	31.00
5891	1.00	1.00	1.00	1.00	3.00	5.00	10.80	24.00	25.36
5897	1.00	1.00	1.00	1.00	2.00	5.00	10.00	19.00	24.00
5957	1.00	1.00	1.00	1.00	2.00	6.00	10.00	21.66	27.00
5958	1.00	1.00	1.00	2.00	3.00	6.00	13.00	19.34	23.34
5973	1.00	1.00	1.00	2.00	4.00	7.00	13.40	44.76	55.44
5996	1.00	1.00	1.00	1.00	3.00	7.00	13.00	24.00	29.00
6017	1.00	1.00	1.00	1.00	3.00	6.00	11.00	18.96	23.36
6024	1.00	1.00	1.00	1.25	4.00	8.00	17.00	34.48	46.21
6050	--	--	1.00	2.00	5.00	10.00	13.00	--	--
6104	1.00	1.00	1.00	1.00	2.00	4.00	8.00	17.14	24.00
6108	1.00	1.00	1.00	1.00	3.00	7.00	12.00	24.00	29.94
6136	1.00	1.00	1.00	1.00	2.00	4.00	8.00	16.00	20.00
6166	1.00	1.00	1.00	1.75	3.00	6.00	10.00	21.00	27.51
6176	1.00	1.00	1.00	2.00	3.00	9.00	16.00	28.04	38.51
6177	1.00	1.00	1.00	1.00	3.00	7.00	12.00	25.00	31.00
6210	1.00	1.00	1.00	1.00	3.00	6.00	12.00	22.00	27.00
6211	1.00	1.00	1.00	1.00	2.00	6.00	12.00	24.70	34.00
6270	1.00	1.00	1.00	1.00	2.00	6.00	11.00	21.00	28.00
6275	--	--	--	--	.00	--	--	--	--
6276	--	--	1.00	3.00	5.00	10.00	17.00	--	--
6335	1.00	1.00	1.00	2.00	4.00	8.00	14.00	26.00	31.00
6434	--	--	1.00	2.00	5.00	8.00	18.40	--	--
6504	1.00	1.00	1.00	1.00	2.00	5.00	9.00	19.00	24.49
6558	--	--	1.00	2.00	4.50	9.00	13.00	--	--
6615	1.00	1.00	1.00	1.00	1.00	4.00	8.00	16.00	21.46
6660	1.00	1.00	1.00	2.00	4.00	8.00	13.00	32.76	43.34
6663	1.00	1.00	1.00	1.00	1.00	4.00	10.00	18.80	28.00
6734	1.00	1.00	1.00	1.00	3.00	7.00	13.00	20.48	25.86
6736	1.00	1.00	1.00	1.00	2.00	5.00	9.00	20.00	27.00
6740	--	--	1.20	2.50	7.00	12.50	21.60	--	--
6750	1.00	1.00	1.00	1.00	1.00	7.00	13.00	28.08	43.00
6757	1.00	1.00	1.00	1.00	3.00	7.00	13.00	26.00	31.00
6775	1.00	1.00	1.00	1.00	3.00	7.00	13.00	27.40	35.00
6776	1.00	1.00	1.00	1.00	2.00	5.00	9.80	21.00	26.00
6788	1.00	1.00	1.00	2.00	4.00	7.00	12.70	18.00	25.82
6792	1.00	1.00	1.00	1.00	2.00	4.00	7.00	16.00	19.87
6794	--	--	1.00	3.00	6.50	11.50	19.90	--	--
6834	1.00	1.00	1.00	1.00	2.00	6.00	11.00	20.08	25.00
6893	1.00	1.00	1.00	1.00	2.00	4.00	8.00	16.00	20.85
6935	1.00	1.00	1.00	1.00	2.00	4.00	8.00	16.00	20.00
6981	1.00	1.00	1.00	2.00	3.00	7.00	13.00	27.32	34.83
7020	1.00	1.00	1.00	2.00	4.00	11.00	19.00	29.80	38.40
7060	1.00	1.00	1.00	1.00	2.00	5.00	9.00	18.00	22.12
7066	1.00	1.00	1.00	1.00	3.00	7.00	13.00	24.28	31.92
7074	1.00	1.00	1.00	1.00	2.00	5.00	9.00	18.00	23.00
7097	1.00	1.00	1.00	2.00	3.00	7.00	12.00	24.88	30.00
7116	1.00	1.00	1.00	2.00	3.00	6.00	12.00	23.00	34.00
7140	1.00	1.00	1.00	1.00	3.00	7.00	13.00	24.24	31.00
7173	1.00	1.00	1.00	1.00	3.00	7.00	14.00	29.00	34.08
7174	1.00	1.00	1.00	1.00	3.00	7.00	13.00	26.10	33.05
7213	1.00	1.00	1.00	2.00	3.00	8.00	14.00	28.00	35.00
7243	1.00	1.00	1.00	1.00	2.00	5.00	11.00	23.00	29.00
7262	1.00	1.00	1.00	1.00	1.00	1.00	7.00	19.00	30.16
7274	1.00	1.00	1.00	1.00	3.00	7.00	11.00	22.56	27.56
7300	1.00	1.00	1.00	2.00	3.00	7.00	12.00	22.00	27.35
7311	--	--	1.00	1.00	3.00	6.75	9.70	--	--
7363	--	--	1.00	2.00	4.00	9.75	16.20	--	--
7422	1.00	1.00	1.00	1.00	2.00	6.00	12.00	24.00	29.00
7431	1.00	1.00	1.00	1.00	2.00	5.00	11.00	23.00	31.61
7481	1.00	1.00	1.00	1.00	2.00	5.00	10.00	20.00	23.00
7497	1.00	1.00	1.00	1.00	2.00	5.00	10.00	20.00	26.00
7498	1.00	1.00	1.00	1.00	2.00	5.00	10.00	24.28	27.00
7499	1.00	1.00	1.00	1.00	2.00	6.00	10.00	19.00	24.00
7531	1.00	1.00	1.00	2.00	3.00	9.00	15.40	32.36	38.76
7534	1.00	1.00	1.00	1.00	3.00	7.00	12.70	26.00	32.74
7556	1.00	1.00	1.00	1.00	2.00	6.00	11.00	22.00	25.00
7594	1.00	1.00	1.00	2.00	3.00	7.00	13.00	26.00	31.29
7596	1.00	1.00	1.00	2.00	3.00	7.00	13.00	35.44	54.20
7608	1.00	1.00	1.00	1.00	3.00	7.00	13.00	24.00	29.34
7622	--	--	1.00	1.00	2.00	5.00	14.60	--	--
7700	1.00	1.00	1.00	2.00	4.00	8.00	15.00	28.00	34.36
7706	1.00	1.00	1.00	1.00	2.00	5.00	10.00	20.00	24.72

Appendix 4–5.1. Empirical distribution of storm duration defined by 6-hour minimum interevent time for hourly rainfall stations in Texas—Continued.

	Duration (hours)																		
Station no.	1st percentile	2nd percentile	10th percentile	25th percentile	50th percentile (median)	75th percentile	90th percentile	98th percentile	99th percentile	Station no.	1st percentile	2nd percentile	10th percentile	25th percentile	50th percentile (median)	75th percentile	90th percentile	98th percentile	99th percentile
7718	1.00	1.00	1.00	1.00	4.00	8.00	13.00	34.44	39.81	8910	--	--	1.40	2.00	4.00	5.00	9.20	--	--
7745	1.00	1.00	1.00	2.00	5.00	10.00	16.90	31.38	46.76	8911	1.00	1.00	1.00	1.00	3.00	6.00	12.00	22.00	25.95
7922	1.00	1.00	1.00	1.00	2.00	5.00	10.00	19.02	21.51	8924	1.00	1.00	1.00	1.00	2.00	4.00	8.00	15.44	23.32
7936	1.00	1.00	1.00	1.00	3.00	6.00	12.00	23.00	28.00	8929	--	--	1.00	1.00	3.00	8.00	17.00	--	--
7943	1.00	1.00	1.00	1.00	3.00	6.00	11.00	23.00	31.00	8942	1.00	1.00	1.00	1.00	2.00	7.00	12.00	23.38	28.00
7944	--	1.00	1.00	1.00	3.00	8.00	14.00	26.12	--	8944	1.00	1.00	1.00	1.00	3.00	7.00	13.00	24.52	30.00
7945	1.00	1.00	1.00	1.00	3.00	7.00	14.00	28.00	35.00	8996	1.00	1.00	1.00	2.00	3.00	7.00	13.00	26.00	33.00
7947	1.00	1.00	1.00	1.00	2.00	6.00	10.00	25.18	44.24	9014	--	--	1.60	3.00	6.00	9.00	15.60	--	--
7948	1.00	1.00	1.00	1.00	3.00	6.00	12.00	25.00	29.85	9037	1.00	1.00	1.00	1.00	3.00	6.00	11.00	23.00	31.00
7951	1.00	1.00	1.00	2.00	4.00	8.00	14.00	26.00	33.00	9106	1.00	1.00	1.00	1.00	3.00	5.00	10.00	21.20	35.90
7953	1.00	1.00	1.00	2.00	3.00	7.00	12.80	37.00	38.16	9107	--	--	1.00	1.00	1.00	3.00	8.80	--	--
7981	1.00	1.00	1.00	1.00	3.00	7.00	12.00	25.78	31.39	9129	1.00	1.00	1.00	1.00	3.00	6.00	11.00	28.80	32.10
7990	1.00	1.00	1.00	1.00	3.00	7.00	13.00	30.30	39.01	9163	1.00	1.00	1.00	1.00	3.00	6.00	12.00	24.00	29.00
7992	--	--	1.90	3.00	4.50	7.75	11.10	--	--	9213	1.00	1.00	1.00	1.00	1.00	7.00	13.00	25.00	31.84
7997	1.00	1.00	1.00	2.00	3.00	6.00	10.80	19.16	26.40	9214	--	--	1.60	2.00	4.00	6.00	15.40	--	--
7999	--	--	1.00	1.00	2.00	7.00	13.60	--	--	9222	1.00	1.00	1.00	1.00	3.00	9.00	15.00	28.68	33.00
8022	--	1.00	1.00	1.00	3.00	6.25	13.00	37.04	--	9248	1.00	1.00	1.00	1.00	3.00	7.00	17.00	31.24	34.12
8023	1.00	1.00	1.00	1.00	2.00	5.00	10.00	23.00	29.00	9266	--	1.00	1.00	2.00	4.00	8.25	14.00	31.26	--
8047	1.00	1.00	1.00	1.00	3.00	6.00	11.00	23.00	29.00	9270	1.00	1.00	1.00	1.00	2.00	4.00	7.00	15.00	18.00
8060	1.00	1.00	1.00	1.00	3.00	7.00	13.00	30.00	35.80	9295	1.00	1.00	1.00	1.00	1.00	7.00	7.00	25.00	29.98
8062	--	--	1.00	2.00	4.00	10.00	14.60	--	--	9304	--	--	--	1.50	4.00	5.75	--	--	--
8068	--	--	1.00	1.00	2.00	6.00	10.60	--	--	9307	1.00	1.00	1.00	1.00	3.00	6.75	12.00	26.56	31.21
8081	1.00	1.00	1.00	1.00	3.00	6.00	12.00	26.00	31.00	9328	1.00	1.00	1.00	1.00	3.00	6.00	14.00	35.10	45.17
8089	--	--	1.00	1.00	4.00	6.25	13.00	--	--	9329	--	--	1.00	1.00	5.00	11.50	28.30	--	--
8221	--	--	1.00	3.00	6.00	10.00	19.00	--	--	9345	--	--	--	--	8.00	--	--	--	--
8252	1.00	1.00	1.00	1.00	2.00	5.00	10.00	23.00	30.00	9363	1.00	1.00	1.00	1.00	3.00	7.00	12.00	23.00	29.70
8265	1.00	1.00	1.00	2.00	4.00	8.00	16.00	31.00	37.11	9364	1.00	1.00	1.00	1.00	3.00	6.00	12.00	27.00	33.51
8289	--	1.00	1.00	1.00	3.00	7.00	12.00	30.04	--	9365	--	--	1.00	1.00	3.50	5.00	11.90	--	--
8305	1.00	1.00	1.00	1.00	2.00	4.00	8.00	15.00	19.00	9371	1.00	1.00	1.00	2.00	3.50	8.75	13.70	28.16	31.54
8335	1.00	1.00	1.00	2.00	4.00	9.00	16.00	30.00	38.00	9417	1.00	1.00	1.00	2.00	3.00	7.00	13.00	25.00	32.21
8400	1.00	1.00	1.00	1.00	2.00	4.00	8.00	20.46	26.23	9419	1.00	1.00	1.00	1.00	3.00	7.00	14.00	28.00	34.00
8445	1.00	1.00	1.00	2.00	4.00	8.00	15.00	30.00	35.00	9435	--	1.00	1.00	1.00	3.00	6.00	12.40	39.76	--
8446	1.00	1.00	1.00	1.00	2.00	6.00	11.00	22.00	25.13	9491	1.00	1.00	1.00	1.00	3.00	7.00	13.00	24.00	29.00
8451	1.00	1.00	1.00	2.00	3.00	7.00	13.00	20.00	26.91	9499	1.00	1.00	1.00	1.00	2.00	5.00	9.30	20.00	27.00
8531	1.00	1.00	1.00	2.00	4.00	8.00	14.00	27.00	34.00	9522	--	--	2.00	3.00	5.00	10.00	16.00	--	--
8541	1.00	1.00	1.00	2.00	4.00	7.00	11.70	21.00	24.85	9527	1.00	1.00	1.00	1.00	2.00	4.00	8.00	18.00	23.00
8544	1.00	1.00	1.00	1.00	3.00	7.00	14.00	26.00	30.00	9532	1.00	1.00	1.00	1.00	3.00	6.00	11.00	22.00	30.00
8545	--	--	1.00	1.00	4.00	10.00	19.80	--	--	9544	--	--	--	1.00	1.00	6.00	--	--	--
8563	1.00	1.00	1.00	1.00	2.00	6.00	9.00	19.78	21.39	9565	1.00	1.00	1.00	1.00	2.00	6.00	10.00	19.00	23.17
8566	1.00	1.00	1.00	1.00	2.00	5.00	10.00	20.00	26.61	9570	1.00	1.00	1.00	1.00	1.00	4.00	8.00	18.00	22.00
8583	1.00	1.00	1.00	1.00	1.00	5.00	8.00	17.00	21.78	9574	--	--	1.00	1.00	2.00	3.00	5.20	--	--
8584	1.00	1.00	1.00	1.00	2.00	6.00	11.00	22.00	29.39	9588	1.00	1.00	1.00	1.00	2.00	6.00	11.00	24.00	29.00
8623	1.00	1.00	1.00	1.00	2.00	6.00	10.00	21.62	29.00	9665	1.00	1.00	1.00	1.00	3.00	7.00	12.50	24.00	29.00
8625	1.00	1.00	1.00	2.00	4.00	8.00	13.10	27.00	33.44	9715	1.00	1.00	1.00	1.00	3.00	7.00	13.00	24.00	29.00
8630	1.00	1.00	1.00	1.00	3.00	6.00	11.00	20.76	27.00	9729	1.00	1.00	1.00	1.00	3.00	7.00	13.00	26.00	31.00
8631	1.00	1.00	1.00	2.00	3.00	7.00	12.00	25.14	36.07	9772	1.00	1.00	1.00	2.00	3.00	7.00	13.00	27.00	33.50
8646	1.00	1.00	1.00	2.00	4.00	8.00	14.00	25.00	31.00	9814	--	--	1.00	2.00	4.00	10.50	16.80	--	--
8647	1.00	1.00	1.00	1.00	2.00	5.00	9.00	18.34	23.00	9815	1.00	1.00	1.00	2.00	3.00	8.00	14.00	27.02	33.00
8677	1.00	1.00	1.00	2.00	4.00	7.50	12.20	23.04	29.26	9816	--	1.00	1.00	1.00	3.00	8.00	12.00	30.44	--
8696	--	--	1.00	2.00	3.50	7.25	9.90	--	--	9817	1.00	1.00	1.00	1.00	2.00	6.00	10.00	20.00	25.00
8743	1.00	1.00	1.00	1.00	4.00	8.00	14.00	26.00	32.00	9829	1.00	1.00	1.00	1.00	2.00	5.00	10.00	21.00	27.00
8761	1.00	1.00	1.00	1.00	2.00	4.00	8.00	18.00	23.81	9830	1.00	1.00	1.00	1.00	2.00	5.00	8.40	17.48	20.16
8778	1.00	1.00	1.00	1.00	3.00	6.00	12.00	23.00	28.00	9858	1.00	1.00	1.00	2.00	3.00	7.00	12.00	24.70	31.70
8845	1.00	1.00	1.00	1.00	3.00	7.00	12.00	24.00	29.44	9893	1.00	1.00	1.00	1.00	3.00	6.00	12.00	24.00	31.00
8859	1.00	1.00	1.00	2.00	4.00	9.00	15.00	30.00	34.00	9916	1.00	1.00	1.00	1.00	3.00	7.00	13.00	22.08	28.08
8898	1.00	1.00	1.00	2.00	4.00	9.00	15.00	27.58	34.00	9976	1.00	1.00	1.00	1.00	2.00	6.00	11.00	25.00	31.28
8908	--	--	1.00	2.00	4.00	7.00	11.30	--	--										

Appendix 4–5.2. Empirical distribution of storm duration defined by 8-hour minimum interevent time for hourly rainfall stations in Texas.

[--, not available]

	Duration (hours)																		
Station no.	1st percentile	2nd percentile	10th percentile	25th percentile	50th percentile (median)	75th percentile	90th percentile	98th percentile	99th percentile	Station no.	1st percentile	2nd percentile	10th percentile	25th percentile	50th percentile (median)	75th percentile	90th percentile	98th percentile	99th percentile
0015	--	--	1.00	1.75	5.00	12.25	14.80	--	--	1154	1.00	1.00	1.00	1.00	1.00	7.00	16.80	31.00	37.00
0016	1.00	1.00	1.00	1.00	3.00	8.00	15.00	30.00	39.07	1165	1.00	1.00	1.00	2.00	3.00	8.00	15.00	30.68	37.38
0050	1.00	1.00	1.00	2.00	4.00	10.00	17.00	32.00	40.00	1185	1.00	1.00	1.00	1.00	2.00	5.00	10.00	26.04	34.08
0054	--	1.00	1.00	1.00	3.00	6.00	12.00	25.00	--	1186	1.00	1.00	1.00	1.50	4.00	9.00	14.00	35.76	53.84
0120	--	--	1.00	3.50	5.00	14.00	20.00	--	--	1188	--	--	1.00	1.00	3.00	10.25	25.70	--	--
0145	1.00	1.00	1.00	1.00	1.00	7.00	13.00	43.00	43.88	1245	--	--	2.00	2.25	5.50	9.75	19.80	--	--
0146	--	--	1.00	2.00	6.00	9.00	14.00	--	--	1246	1.00	1.00	1.00	1.00	2.00	6.00	12.00	22.70	28.00
0174	1.00	1.00	1.00	1.00	2.00	4.00	9.00	19.64	25.00	1267	1.00	1.00	1.00	1.00	3.00	7.00	13.00	29.50	35.75
0178	--	--	1.00	1.00	2.50	4.00	11.50	--	--	1304	1.00	1.00	1.00	2.00	4.00	9.00	15.00	27.98	37.83
0179	1.00	1.00	1.00	2.00	3.00	5.00	9.00	18.26	21.00	1325	1.00	1.00	1.00	2.00	4.00	9.00	16.00	31.00	38.00
0202	1.00	1.00	1.00	1.00	1.00	4.00	9.00	17.66	24.33	1429	1.00	1.00	1.00	1.00	3.00	7.00	14.00	27.00	36.96
0206	1.00	1.00	1.00	1.00	2.00	6.00	12.00	23.00	30.00	1431	1.00	1.00	1.00	2.00	4.00	9.00	18.00	35.00	43.00
0208	--	--	--	4.00	7.00	10.00	--	--	--	1432	1.00	1.00	1.00	2.00	4.00	9.00	19.00	35.00	44.00
0211	1.00	1.00	1.00	1.00	3.00	8.00	14.00	29.00	35.45	1433	1.00	1.00	1.00	2.00	4.00	10.00	18.00	32.68	37.84
0244	--	1.00	1.00	2.00	4.50	11.75	19.40	46.62	--	1434	1.00	1.00	1.00	2.00	4.00	9.00	16.00	30.00	39.00
0248	1.00	1.00	1.00	1.00	2.00	5.00	10.00	23.00	30.00	1435	1.00	1.00	1.00	2.00	4.00	9.00	18.00	33.00	39.00
0262	1.00	1.00	1.00	1.00	4.00	8.00	15.00	28.00	34.00	1436	1.00	1.00	1.00	2.00	4.00	10.00	18.00	33.40	40.20
0271	--	--	1.60	2.50	6.00	10.50	14.20	--	--	1437	--	--	1.00	2.00	2.00	5.00	25.40	--	--
0380	1.00	1.00	1.00	2.00	4.00	8.00	15.00	30.54	34.00	1438	1.00	1.00	1.00	2.00	4.00	9.00	18.00	33.00	39.56
0394	--	--	1.20	3.00	5.00	11.00	31.00	--	--	1462	--	--	--	--	.00	--	--	--	--
0408	--	--	1.00	1.00	2.50	5.75	12.70	--	--	1492	1.00	1.00	1.00	1.00	2.00	6.00	11.00	25.10	32.55
0427	--	1.00	1.00	1.00	3.00	9.00	12.00	19.92	--	1500	--	--	2.00	3.00	7.00	11.50	18.10	--	--
0428	1.00	1.00	1.00	1.00	4.00	9.00	17.00	34.00	42.95	1528	1.00	1.00	1.00	1.00	2.00	6.00	12.00	26.00	35.00
0429	1.00	1.00	1.00	2.00	5.00	11.00	19.80	43.56	60.44	1541	--	1.00	1.00	1.00	2.00	9.25	16.30	24.98	--
0463	1.00	1.00	1.00	1.00	3.00	9.00	15.20	30.92	39.38	1569	1.00	1.00	1.00	1.00	3.00	7.00	13.80	32.24	55.56
0493	--	--	1.90	3.00	5.50	11.25	19.40	--	--	1632	--	--	--	1.00	1.00	1.00	--	--	--
0495	1.00	1.00	1.00	1.00	2.00	5.00	12.00	28.84	40.52	1641	1.00	1.00	1.00	1.00	3.00	6.00	14.20	30.20	36.00
0496	--	--	1.00	1.00	1.00	1.00	3.20	--	--	1646	1.00	1.00	1.00	1.00	2.00	5.00	10.00	20.48	26.00
0498	--	--	1.00	1.00	1.00	1.00	4.10	--	--	1663	--	--	1.00	1.00	2.00	8.00	15.10	--	--
0509	1.00	1.00	1.00	1.00	3.00	8.00	15.00	30.00	38.00	1671	1.00	1.00	1.00	1.00	3.00	7.00	14.00	28.18	36.00
0518	1.00	1.00	1.00	1.00	2.00	7.00	13.00	25.00	32.00	1680	1.00	1.00	1.00	2.00	4.00	9.00	16.00	31.00	39.00
0521	--	--	1.00	2.00	4.00	11.00	18.40	--	--	1694	1.00	1.00	1.00	1.00	2.00	7.50	13.00	27.36	36.40
0556	1.00	1.00	1.00	2.00	4.00	8.00	12.00	49.28	56.00	1696	1.00	1.00	1.00	2.00	3.00	8.00	15.00	33.00	41.00
0569	1.00	1.00	1.00	1.00	3.00	7.00	13.00	28.00	35.00	1697	--	1.00	1.00	2.00	3.00	8.25	15.70	34.14	--
0572	1.00	1.00	1.00	2.00	4.00	8.00	14.00	30.06	38.03	1698	1.00	1.00	1.00	1.00	2.00	6.00	12.00	25.00	33.00
0576	1.00	1.00	1.00	1.00	4.00	9.00	15.40	37.00	40.40	1720	1.00	1.00	1.00	1.00	1.00	5.00	11.00	25.24	27.24
0580	1.00	1.00	1.00	2.00	3.00	8.75	15.00	34.10	41.35	1761	1.00	1.00	1.00	1.00	6.00	8.00	13.60	28.12	49.24
0587	1.00	1.00	1.00	2.00	4.00	9.00	16.00	32.40	40.40	1773	1.00	1.00	1.00	1.00	3.00	8.00	14.00	27.00	33.83
0605	1.00	1.00	1.00	2.00	4.00	8.00	13.80	27.36	31.40	1810	--	--	1.00	2.00	4.50	7.00	10.00	--	--
0639	1.00	1.00	1.00	1.00	2.00	6.00	11.00	24.00	30.00	1823	--	--	1.00	2.00	4.00	6.50	8.40	--	--
0655	--	--	--	--	.00	--	--	--	--	1870	1.00	1.00	1.00	2.00	5.00	10.00	20.00	35.00	47.88
0665	1.00	1.00	1.00	2.00	4.00	8.00	16.00	30.64	38.82	1875	--	--	2.00	2.00	4.00	6.00	9.90	--	--
0689	1.00	1.00	1.00	1.00	3.00	7.00	15.60	35.00	43.00	1876	--	1.00	1.00	2.00	4.00	13.00	19.70	38.04	--
0690	1.00	1.00	1.00	1.00	1.00	4.00	9.00	18.92	25.73	1889	1.00	1.00	1.00	1.00	4.00	9.00	17.00	34.00	39.30
0691	1.00	1.00	1.00	2.00	3.00	8.00	14.00	28.00	34.60	1903	1.00	1.00	1.00	1.00	1.00	4.00	9.00	17.42	20.84
0708	1.00	1.00	1.00	1.00	2.00	5.00	10.00	23.10	31.57	1914	--	--	2.00	3.00	5.00	8.50	15.40	--	--
0738	1.00	1.00	1.00	2.00	4.00	9.00	17.00	30.00	36.00	1920	1.00	1.00	1.00	2.00	4.00	7.00	14.00	28.32	40.48
0776	1.00	1.00	1.00	1.00	2.00	6.00	12.00	26.28	35.21	1921	1.00	1.00	1.00	1.00	4.00	8.00	15.00	29.00	36.00
0779	1.00	1.00	1.00	1.00	1.00	4.00	10.00	23.72	31.00	1937	1.00	1.00	1.00	2.00	5.00	10.00	19.00	32.00	39.00
0784	1.00	1.00	1.00	1.00	2.00	5.00	10.00	22.00	28.08	1956	1.00	1.00	1.00	1.00	3.00	8.00	15.00	28.00	37.00
0786	1.00	1.00	1.00	1.00	3.00	8.00	15.00	30.38	35.92	1970	--	--	1.00	2.00	6.00	10.50	14.00	--	--
0917	1.00	1.00	1.00	2.00	4.00	9.00	16.00	34.00	41.73	2014	1.00	1.00	1.00	1.00	3.00	8.00	15.00	28.88	32.72
0923	--	--	1.80	2.00	7.00	16.00	24.40	--	--	2015	1.00	1.00	1.00	1.00	3.00	8.00	15.00	32.00	43.00
0926	1.00	1.00	1.00	1.00	3.00	8.00	15.00	28.00	34.00	2019	--	--	1.00	2.00	3.00	9.00	12.00	--	--
0950	--	--	1.00	2.00	2.00	3.25	6.30	--	--	2024	1.00	1.00	1.00	1.00	3.00	8.00	15.00	29.00	36.00
0996	--	--	2.00	3.00	4.00	8.00	10.00	--	--	2042	--	--	1.00	1.00	1.00	4.50	9.00	--	--
1013	1.00	1.00	1.00	1.00	1.00	4.00	9.30	20.64	36.62	2043	--	1.00	1.00	1.00	1.00	4.00	8.00	24.90	--
1017	1.00	1.00	1.00	1.00	3.00	7.00	13.00	26.00	35.52	2048	1.00	1.00	1.00	1.00	2.00	6.00	13.00	27.00	35.67
1042	--	--	2.70	3.00	5.00	13.50	20.80	--	--	2050	--	1.00	1.00	1.00	1.00	7.00	13.00	37.38	--
1048	--	--	1.00	2.00	3.00	5.00	7.60	--	--	2051	--	1.00	1.00	2.00	3.00	6.00	17.20	28.20	--
1053	1.00	1.00	1.00	2.00	4.00	8.00	15.00	31.00	38.10	2053	--	--	1.00	1.00	2.50	7.75	11.80	--	--
1057	1.00	1.00	1.00	2.00	4.00	8.00	15.00	28.58	33.00	2073	1.00	1.00	1.00	2.00	3.00	7.00	14.40	29.00	32.12
1063	--	--	1.70	2.00	5.00	9.25	19.90	--	--	2082	1.00	1.00	1.00	1.00	2.00	5.00	10.00	22.00	29.00
1068	1.00	1.00	1.00	1.00	3.00	8.00	15.00	31.00	38.17	2086	1.00	1.00	1.00	1.00	3.00	8.00	14.00	27.46	32.00
1080	1.00	1.00	1.00	1.00	1.00	4.00	8.00	14.80	30.30	2088	--	1.00	1.00	1.00	3.00	8.50	17.00	26.84	--
1081	1.00	1.00	1.00	2.00	4.00	9.00	18.00	31.00	38.00	2090	1.00	1.00	1.00	1.00	2.00	6.00	11.00	23.00	34.48
1133	--	--	1.00	1.50	4.00	12.00	26.60	--	--	2096	1.00	1.00	1.00	1.00	3.00	8.00	15.00	27.24	33.00
1136	1.00	1.00	1.00	1.00	3.00	7.00	15.00	33.00	40.00	2128	1.00	1.00	1.00	2.00	4.00	10.00	16.00	35.78	40.39
1138	--	--	2.00	3.00	4.00	7.00	10.60	--	--	2131	1.00	1.00	1.00	1.00	2.00	6.00	12.00	22.74	29.37
1139	1.00	1.00	1.00	1.00	4.00	11.00	17.00	52.48	71.62	2142	--	--	1.10	2.25	5.00	12.25	29.50	--	--

Appendix 4–5.2. Empirical distribution of storm duration defined by 8-hour minimum interevent time for hourly rainfall stations in Texas—Continued.

	Duration (hours)																		
Station no.	1st percentile	2nd percentile	10th percentile	25th percentile	50th percentile (median)	75th percentile	90th percentile	98th percentile	99th percentile	Station no.	1st percentile	2nd percentile	10th percentile	25th percentile	50th percentile (median)	75th percentile	90th percentile	98th percentile	99th percentile
2160	--	--	1.00	1.00	7.00	13.00	25.00	--	--	3463	--	--	1.00	2.00	5.00	11.00	23.00	--	--
2206	1.00	1.00	1.00	2.00	3.00	8.00	15.00	28.00	34.00	3476	1.00	1.00	1.00	2.00	4.00	8.00	14.00	28.00	35.38
2238	1.00	1.00	1.00	1.00	3.00	7.00	13.00	34.04	40.04	3485	--	--	1.60	2.00	6.00	7.00	11.40	--	--
2240	1.00	1.00	1.00	1.00	1.00	7.00	13.00	19.00	19.00	3507	1.00	1.00	1.00	1.00	2.00	6.25	13.00	26.00	31.00
2242	1.00	1.00	1.00	2.00	4.00	9.00	16.00	31.26	36.00	3546	1.00	1.00	1.00	1.00	3.00	8.00	16.00	30.00	37.00
2244	1.00	1.00	1.00	1.00	3.00	8.00	16.00	30.00	35.00	3547	1.00	1.00	1.00	1.00	3.00	8.00	14.00	32.80	40.40
2247	--	1.00	1.00	2.00	5.00	7.00	11.70	26.84	--	3579	--	1.00	1.00	2.00	4.00	10.00	21.00	49.80	--
2309	1.00	1.00	1.00	2.00	4.00	10.00	17.00	31.56	41.12	3642	1.00	1.00	1.00	1.00	4.00	8.00	15.00	28.00	33.25
2312	1.00	1.00	1.00	1.00	3.00	8.00	13.00	22.00	27.53	3646	1.00	1.00	1.00	2.00	4.00	9.00	16.00	29.00	37.00
2334	--	1.00	1.00	1.00	4.00	9.00	18.40	27.40	--	3668	--	--	2.00	4.00	7.00	14.75	23.00	--	--
2336	1.00	1.00	1.00	1.00	3.00	7.75	13.30	24.56	34.63	3673	--	--	1.00	3.00	5.00	9.00	21.80	--	--
2354	--	--	1.00	1.00	3.00	7.00	16.40	--	--	3686	1.00	1.00	1.00	1.00	2.00	7.00	12.00	25.00	27.63
2355	--	1.00	1.00	2.00	4.00	9.00	22.00	39.00	--	3691	1.00	1.00	1.00	1.00	3.00	7.00	12.00	25.00	31.00
2357	1.00	1.00	1.00	1.00	3.00	7.75	16.00	30.00	40.00	3734	--	--	1.00	2.00	4.00	8.00	18.40	--	--
2360	1.00	1.00	1.00	1.00	3.00	7.00	13.00	28.84	37.42	3771	1.00	1.00	1.00	1.00	2.00	6.00	12.00	24.00	28.42
2361	1.00	1.00	1.00	1.00	2.00	5.00	10.00	22.92	34.64	3789	1.00	1.00	1.00	1.00	1.00	7.00	13.00	23.32	40.48
2394	1.00	1.00	1.00	2.00	4.00	9.00	16.00	31.00	37.00	3826	1.00	1.00	1.00	2.00	4.00	10.00	14.70	23.02	35.35
2404	1.00	1.00	1.00	1.00	3.00	8.00	15.00	29.00	33.00	3831	1.00	1.00	1.00	2.00	4.00	8.00	14.00	28.00	41.15
2415	1.00	1.00	1.00	2.00	4.00	9.00	16.00	30.00	37.00	3841	1.00	1.00	1.00	1.00	3.00	6.00	11.80	21.00	31.38
2462	1.00	1.00	1.00	1.00	4.00	8.25	15.00	29.00	36.00	3871	1.00	1.00	1.00	2.00	4.00	8.00	16.00	30.68	36.00
2528	1.00	1.00	1.00	1.00	4.00	8.50	14.40	46.32	54.70	3884	--	--	1.40	3.00	5.00	7.00	10.20	--	--
2617	1.00	1.00	1.00	2.00	4.00	9.00	17.00	29.70	40.35	3941	--	1.00	1.00	1.00	5.00	12.25	23.00	37.50	--
2619	1.00	1.00	1.00	1.00	4.00	8.00	14.00	31.28	39.56	3963	--	--	--	1.00	1.00	1.00	--	--	--
2621	1.00	1.00	1.00	1.00	3.00	7.00	13.00	25.00	32.02	4040	1.00	1.00	1.00	2.00	4.00	8.00	14.80	30.00	33.56
2675	1.00	1.00	1.00	1.00	3.00	7.00	14.00	30.10	34.00	4058	--	--	1.00	1.75	3.00	5.00	9.90	--	--
2676	1.00	1.00	1.00	1.00	2.00	6.00	11.00	23.00	27.57	4098	1.00	1.00	1.00	1.00	2.00	4.00	9.00	19.00	23.00
2679	1.00	1.00	1.00	1.00	2.00	6.00	12.00	26.00	32.49	4100	1.00	1.00	1.00	2.00	3.00	7.00	13.00	27.56	33.68
2715	1.00	1.00	1.00	2.00	4.00	8.00	15.00	28.90	34.00	4137	1.00	1.00	1.00	1.00	2.00	6.00	11.00	20.00	23.00
2744	1.00	1.00	1.00	1.00	3.00	6.00	13.00	26.24	35.00	4191	1.00	1.00	1.00	1.00	3.00	7.00	14.00	28.00	36.48
2758	1.00	1.00	1.00	2.00	3.00	9.00	18.00	36.12	60.28	4256	--	--	--	--	.00	--	--	--	--
2794	--	--	1.00	1.00	3.00	7.00	24.80	--	--	4257	1.00	1.00	1.00	1.00	3.00	7.00	14.00	27.80	34.00
2797	1.00	1.00	1.00	1.00	2.00	6.00	11.00	23.00	30.02	4258	1.00	1.00	1.00	1.00	2.00	7.00	12.50	23.70	37.35
2811	1.00	1.00	1.00	1.00	2.00	6.00	12.00	26.50	33.25	4278	1.00	1.00	1.00	2.00	4.00	8.00	15.00	29.00	36.84
2813	--	--	1.00	1.00	2.50	5.00	9.70	--	--	4299	1.00	1.00	1.00	1.00	2.00	5.00	12.00	22.20	29.80
2814	--	--	1.00	1.00	1.00	5.50	25.00	--	--	4300	1.00	1.00	1.00	1.00	3.00	8.00	16.00	33.00	41.44
2815	1.00	1.00	1.00	1.00	2.00	5.00	10.00	19.00	21.75	4305	1.00	1.00	1.00	1.00	3.00	8.00	16.00	31.00	38.91
2818	1.00	1.00	1.00	1.00	3.00	8.00	16.00	29.16	37.00	4307	1.00	1.00	1.00	1.00	3.00	8.00	17.40	37.08	49.12
2986	1.00	1.00	1.00	2.00	5.00	11.00	19.00	38.42	50.28	4309	1.00	1.00	1.00	2.00	3.00	8.00	15.00	30.00	36.00
3005	1.00	1.00	1.00	1.00	3.00	7.00	13.00	28.00	33.00	4311	1.00	1.00	1.00	2.00	4.00	8.00	15.00	30.00	38.99
3033	1.00	1.00	1.00	2.00	3.00	5.00	10.00	21.00	26.00	4313	1.00	1.00	1.00	1.00	4.00	8.00	16.90	30.98	41.97
3034	--	--	--	--	1.00	--	--	--	--	4319	1.00	1.00	1.00	2.00	4.00	8.00	14.40	31.40	32.94
3047	--	--	1.00	2.00	4.00	8.00	13.20	--	--	4329	1.00	1.00	1.00	2.00	3.00	8.00	16.00	31.00	38.92
3103	--	--	1.00	1.00	2.50	8.00	12.50	--	--	4331	--	--	--	--	.00	--	--	--	--
3133	1.00	1.00	1.00	2.00	4.00	9.00	16.00	31.00	37.00	4375	1.00	1.00	1.00	1.00	2.00	5.00	10.00	21.00	28.00
3156	1.00	1.00	1.00	1.00	3.00	7.50	15.00	30.64	34.64	4392	1.00	1.00	1.00	2.00	5.00	11.00	20.00	43.10	49.91
3171	1.00	1.00	1.00	2.00	4.00	9.00	16.00	29.00	37.00	4425	1.00	1.00	1.00	1.00	2.00	5.00	10.00	24.00	33.73
3189	1.00	1.00	1.00	1.00	2.00	6.00	11.00	20.42	34.15	4440	1.00	1.00	1.00	2.00	4.00	9.00	16.00	31.00	37.20
3260	1.00	1.00	1.00	1.00	3.00	7.00	14.00	24.64	26.80	4476	1.00	1.00	1.00	1.00	3.00	7.00	12.00	25.00	31.00
3267	1.00	1.00	1.00	2.00	4.00	7.00	16.40	41.22	62.01	4498	--	--	1.00	1.00	2.00	4.00	8.00	--	--
3270	1.00	1.00	1.00	1.00	2.00	5.00	9.00	20.00	26.08	4517	1.00	1.00	1.00	2.00	4.00	8.00	15.00	31.00	38.00
3272	--	--	1.00	1.00	1.50	3.00	8.50	--	--	4520	1.00	1.00	1.00	1.00	2.00	6.00	11.00	21.64	26.32
3277	--	--	1.00	1.00	1.00	7.00	18.40	--	--	4525	--	--	1.60	2.00	4.00	8.00	16.40	--	--
3278	1.00	1.00	1.00	1.00	2.00	5.00	9.00	25.76	33.52	4563	--	--	1.00	1.75	3.50	7.25	10.90	--	--
3280	1.00	1.00	1.00	1.00	3.00	5.00	11.00	24.66	34.97	4570	1.00	1.00	1.00	1.00	2.00	6.00	13.00	28.00	37.00
3281	--	--	1.00	1.00	2.00	3.25	8.60	--	--	4577	1.00	1.00	1.00	1.00	3.00	8.00	14.00	28.80	35.00
3283	1.00	1.00	1.00	2.00	4.00	10.00	17.00	35.00	44.48	4591	1.00	1.00	1.00	2.00	5.00	10.00	18.00	31.00	38.00
3284	1.00	1.00	1.00	1.00	3.00	7.00	14.00	26.00	32.00	4670	1.00	1.00	1.00	1.00	2.00	6.00	11.00	24.00	30.95
3285	1.00	1.00	1.00	1.00	2.00	6.00	11.00	23.00	28.00	4671	1.00	1.00	1.00	1.00	1.00	7.00	13.00	22.60	26.80
3329	1.00	1.00	1.00	1.00	3.00	8.00	16.00	30.18	36.00	4679	1.00	1.00	1.00	1.00	3.00	7.00	13.00	24.00	31.00
3335	1.00	1.00	1.00	2.00	4.00	10.00	17.00	33.36	45.03	4696	--	--	1.00	1.00	3.00	6.00	8.20	--	--
3370	1.00	1.00	1.00	2.00	4.00	9.00	16.00	30.00	37.00	4703	1.00	1.00	1.00	1.00	3.00	7.25	12.00	28.30	41.22
3410	1.00	1.00	1.00	1.00	3.00	6.00	12.00	25.00	30.00	4704	1.00	1.00	1.00	2.00	4.00	10.00	18.00	32.30	42.95
3415	1.00	1.00	1.00	1.00	3.00	7.00	13.00	24.00	31.00	4731	1.00	1.00	1.00	1.00	3.00	10.00	17.20	32.00	32.62
3430	1.00	1.00	1.00	1.00	3.00	8.00	15.00	31.00	38.09	4792	1.00	1.00	1.00	1.00	2.00	6.00	10.00	22.00	27.89
3431	1.00	1.00	1.00	1.00	1.00	7.00	18.70	31.00	36.07	4819	1.00	1.00	1.00	1.00	3.00	8.00	14.00	24.68	26.00
3441	--	--	1.00	1.00	3.00	8.75	13.00	--	--	4852	--	--	1.00	1.00	1.00	2.50	8.60	--	--
3442	1.00	1.00	1.00	2.00	4.00	8.00	13.00	26.20	35.00	4866	1.00	1.00	1.00	1.00	3.00	8.00	16.00	29.24	38.00
3446	1.00	1.00	1.00	1.00	3.00	6.00	11.00	26.02	32.02	4876	1.00	1.00	1.00	1.00	3.00	7.00	12.00	25.30	32.12
3460	--	--	1.00	2.00	4.00	7.75	13.00	--	--	4878	1.00	1.00	1.00	2.00	4.00	9.00	17.00	33.00	41.00
3462	1.00	1.00	1.00	1.25	4.00	7.75	16.70	28.82	35.70	4880	1.00	1.00	1.00	1.00	3.00	7.00	13.00	26.00	31.11

Appendix 4–5.2. Empirical distribution of storm duration defined by 8-hour minimum interevent time for hourly rainfall stations in Texas—Continued.

	Duration (hours)																		
Station no.	1st percentile	2nd percentile	10th percentile	25th percentile	50th percentile (median)	75th percentile	90th percentile	98th percentile	99th percentile	Station no.	1st percentile	2nd percentile	10th percentile	25th percentile	50th percentile (median)	75th percentile	90th percentile	98th percentile	99th percentile
4920	1.00	1.00	1.00	1.00	2.00	6.00	12.00	26.00	32.27	5957	1.00	1.00	1.00	1.00	3.00	6.00	12.00	25.00	31.60
4934	--	--	--	1.00	2.00	9.75	--	--	--	5958	1.00	1.00	1.00	2.00	3.00	7.00	15.00	26.80	32.40
4972	1.00	1.00	1.00	1.00	3.00	7.00	14.00	27.54	33.27	5973	1.00	1.00	1.00	2.00	5.00	8.00	16.00	46.44	65.58
4973	1.00	1.00	1.00	2.00	5.00	9.00	17.00	28.00	33.13	5996	1.00	1.00	1.00	1.00	3.00	8.00	15.00	28.00	31.80
4974	1.00	1.00	1.00	1.00	3.00	7.00	12.00	24.04	32.00	6017	1.00	1.00	1.00	1.00	3.00	8.00	13.00	24.54	27.59
4975	1.00	1.00	1.00	1.00	3.00	7.00	13.00	24.38	30.69	6024	1.00	1.00	1.00	2.00	4.00	9.50	18.00	42.72	49.72
4978	1.00	1.00	1.00	1.00	2.00	7.00	13.40	28.00	32.68	6050	--	--	1.00	5.00	8.00	12.50	13.90	--	--
4979	--	--	1.30	3.75	7.00	14.25	27.10	--	--	6104	1.00	1.00	1.00	1.00	2.00	5.00	10.00	21.00	29.00
4982	1.00	1.00	1.00	2.00	3.00	8.00	14.00	27.46	34.00	6108	1.00	1.00	1.00	1.00	3.00	8.00	15.00	29.00	35.00
5018	1.00	1.00	1.00	2.00	4.00	8.00	15.00	31.44	41.44	6136	1.00	1.00	1.00	1.00	2.00	4.00	9.00	19.00	26.13
5048	1.00	1.00	1.00	1.00	2.00	5.00	11.00	24.14	30.00	6166	--	1.00	1.00	2.00	3.00	7.00	11.40	32.12	--
5049	1.00	1.00	1.00	1.00	1.00	5.00	9.60	12.92	15.88	6176	1.00	1.00	1.00	2.00	4.00	10.00	18.00	36.58	42.16
5056	--	--	--	1.00	4.00	12.50	--	--	--	6177	1.00	1.00	1.00	1.00	3.00	8.00	14.00	28.00	36.00
5057	1.00	1.00	1.00	1.00	2.00	7.00	16.00	36.60	43.00	6210	1.00	1.00	1.00	1.00	3.00	7.00	13.00	25.00	31.31
5060	1.00	1.00	1.00	2.00	3.00	7.50	16.00	37.88	51.16	6211	1.00	1.00	1.00	1.00	2.00	7.00	15.00	29.56	39.92
5081	1.00	1.00	1.00	2.00	5.00	11.00	18.00	32.00	40.16	6270	1.00	1.00	1.00	1.00	3.00	7.00	13.00	25.60	29.90
5094	1.00	1.00	1.00	1.00	3.00	7.00	13.00	25.00	30.46	6275	--	--	--	--	.00	--	--	--	--
5113	1.00	1.00	1.00	1.00	3.00	7.00	13.10	28.00	35.00	6276	--	--	1.00	3.25	5.50	10.50	17.60	--	--
5114	--	--	--	--	.00	--	--	--	--	6335	1.00	1.00	1.00	2.00	4.00	9.00	16.00	29.28	35.00
5123	--	--	1.00	2.00	3.00	7.50	14.50	--	--	6434	--	--	1.00	2.00	5.00	8.00	18.40	--	--
5192	1.00	1.00	1.00	1.00	3.00	8.00	15.00	27.00	33.00	6504	1.00	1.00	1.00	1.00	2.00	5.00	11.00	23.00	30.74
5193	1.00	1.00	1.00	1.00	3.00	8.00	15.00	28.00	35.00	6558	--	--	1.00	2.00	3.50	8.75	19.30	--	--
5224	1.00	1.00	1.00	1.00	4.00	8.00	16.00	28.20	36.40	6615	1.00	1.00	1.00	1.00	2.00	5.00	9.00	19.86	27.72
5228	1.00	1.00	1.00	1.00	3.00	8.00	14.20	29.08	44.04	6660	1.00	1.00	1.00	1.00	4.00	9.00	18.80	40.56	43.52
5235	--	--	1.00	2.00	4.00	13.00	20.60	--	--	6663	1.00	1.00	1.00	1.00	2.00	5.00	12.60	27.20	35.16
5247	1.00	1.00	1.00	1.00	2.00	6.00	12.00	24.00	32.00	6734	1.00	1.00	1.00	1.00	3.00	8.00	15.00	27.00	34.00
5258	1.00	1.00	1.00	2.00	4.00	9.00	16.00	32.00	37.72	6736	1.00	1.00	1.00	1.00	2.00	5.00	11.00	24.02	31.00
5303	1.00	1.00	1.00	2.00	3.00	8.00	15.00	27.00	37.89	6740	--	--	1.80	4.00	8.00	14.50	35.40	--	--
5312	1.00	1.00	1.00	1.00	2.00	6.00	11.00	24.00	30.00	6750	1.00	1.00	1.00	1.00	1.00	7.00	13.80	39.16	46.78
5341	--	--	1.00	2.00	4.00	7.00	26.00	--	--	6757	1.00	1.00	1.00	1.00	4.00	8.00	15.50	30.00	35.00
5342	--	--	--	--	.00	--	--	--	--	6775	1.00	1.00	1.00	1.00	3.00	8.00	15.00	30.80	35.00
5348	1.00	1.00	1.00	1.00	3.00	7.00	14.00	25.00	30.86	6776	1.00	1.00	1.00	1.00	2.00	6.00	11.00	23.00	28.00
5358	1.00	1.00	1.00	2.00	3.00	7.00	13.00	25.78	32.39	6788	1.00	1.00	1.00	2.00	4.00	9.00	13.00	25.16	29.80
5398	1.00	1.00	1.00	2.00	4.00	9.00	17.00	32.26	38.26	6792	1.00	1.00	1.00	1.00	2.00	4.00	8.00	19.00	22.00
5410	1.00	1.00	1.00	1.00	2.00	5.00	11.00	24.78	30.00	6794	--	--	1.00	3.50	7.00	12.50	21.00	--	--
5411	1.00	1.00	1.00	1.00	3.00	7.00	14.00	29.00	35.00	6834	1.00	1.00	1.00	1.00	3.00	7.00	13.00	24.00	30.00
5424	1.00	1.00	1.00	1.00	5.00	10.25	19.00	40.04	64.91	6893	1.00	1.00	1.00	1.00	2.00	4.00	9.00	19.04	26.00
5429	1.00	1.00	1.00	1.00	3.00	7.00	15.00	29.00	36.00	6935	1.00	1.00	1.00	1.00	2.00	5.00	9.00	21.00	26.61
5431	--	--	1.00	3.75	10.00	15.25	23.50	--	--	6981	1.00	1.00	1.00	2.00	3.00	8.00	16.20	33.04	38.68
5461	1.00	1.00	1.00	2.00	4.00	10.00	17.00	35.00	41.00	7020	1.00	1.00	1.00	2.00	5.00	12.00	19.30	41.18	44.53
5463	1.00	1.00	1.00	1.00	2.00	7.00	12.00	24.00	29.00	7060	1.00	1.00	1.00	1.00	2.00	5.00	11.00	19.00	27.00
5471	--	--	1.00	1.00	1.00	1.00	6.40	--	--	7066	1.00	1.00	1.00	1.00	4.00	8.00	15.00	28.02	36.00
5477	--	--	1.00	1.00	2.00	5.00	17.40	--	--	7074	1.00	1.00	1.00	1.00	2.00	5.00	10.00	21.00	28.00
5528	1.00	1.00	1.00	2.00	4.00	8.00	15.00	27.64	32.00	7097	1.00	1.00	1.00	2.00	3.00	8.00	15.80	29.56	48.72
5579	--	--	--	--	15.00	--	--	--	--	7116	1.00	1.00	1.00	2.00	3.00	7.00	13.00	29.00	35.00
5580	--	--	1.00	2.00	4.00	5.50	13.00	--	--	7140	1.00	1.00	1.00	1.00	3.00	7.00	14.00	30.00	35.39
5589	1.00	1.00	1.00	1.00	2.00	5.00	8.00	20.00	24.08	7173	1.00	1.00	1.00	1.00	3.00	8.00	16.00	34.78	45.89
5590	1.00	1.00	1.00	1.00	3.00	6.00	16.00	30.40	43.08	7174	1.00	1.00	1.00	1.00	3.00	8.00	16.00	31.00	40.57
5591	1.00	1.00	1.00	2.00	3.00	5.00	9.00	20.00	26.12	7213	1.00	1.00	1.00	2.00	3.00	8.00	16.00	30.22	36.61
5592	1.00	1.00	1.00	2.00	3.00	5.00	9.00	21.00	33.00	7243	1.00	1.00	1.00	1.00	2.00	6.00	12.00	27.00	35.00
5594	1.00	1.00	1.00	1.00	2.00	4.00	8.20	21.88	29.42	7262	1.00	1.00	1.00	1.00	1.00	1.00	7.00	19.00	30.28
5595	--	--	--	--	1.50	--	--	--	--	7274	1.00	1.00	1.00	1.00	3.00	8.00	11.00	23.80	29.40
5596	1.00	1.00	1.00	1.00	1.00	3.00	8.00	15.00	21.00	7300	1.00	1.00	1.00	2.00	3.00	7.00	14.00	24.94	31.00
5600	1.00	1.00	1.00	2.00	3.00	5.00	11.00	28.94	38.47	7311	--	--	1.00	1.00	3.00	6.75	9.70	--	--
5618	--	--	2.00	2.00	4.00	9.50	12.40	--	--	7363	--	--	1.00	2.00	4.00	9.75	16.20	--	--
5650	--	--	1.10	2.25	5.50	9.00	11.90	--	--	7422	1.00	1.00	1.00	1.00	3.00	7.00	13.00	27.00	34.30
5656	1.00	1.00	1.00	1.00	1.00	4.00	10.00	22.00	27.46	7431	1.00	1.00	1.00	1.00	3.00	6.00	12.00	29.74	34.00
5658	1.00	1.00	1.00	2.00	4.00	8.00	15.00	32.00	42.16	7481	1.00	1.00	1.00	1.00	2.00	5.00	11.00	23.00	33.55
5661	1.00	1.00	1.00	1.00	1.00	5.00	10.90	26.98	38.95	7497	1.00	1.00	1.00	1.00	2.00	6.00	12.00	24.84	30.00
5666	--	--	1.00	2.00	3.50	8.75	18.30	--	--	7498	1.00	1.00	1.00	1.00	2.00	7.00	12.00	26.00	29.43
5695	1.00	1.00	1.00	1.00	3.00	9.00	15.00	29.94	36.47	7499	1.00	1.00	1.00	1.00	2.00	7.00	12.00	23.00	28.23
5742	--	--	1.00	1.00	5.00	8.50	16.60	--	--	7531	1.00	1.00	1.00	2.00	4.00	10.00	19.90	47.66	55.88
5766	--	--	1.00	2.00	4.00	10.00	16.00	--	--	7534	1.00	1.00	1.00	1.00	3.00	7.00	14.00	33.02	34.00
5770	1.00	1.00	1.00	1.00	3.00	7.00	13.00	25.00	33.00	7556	1.00	1.00	1.00	1.00	3.00	7.00	13.00	24.00	29.00
5775	--	--	1.00	1.00	3.00	7.25	16.50	--	--	7594	1.00	1.00	1.00	2.00	4.00	8.00	15.00	32.90	41.00
5779	--	--	1.00	1.00	6.50	10.25	25.10	--	--	7596	1.00	1.00	1.00	2.00	3.00	7.00	14.50	35.50	54.50
5840	1.00	1.00	1.00	2.00	4.00	9.00	17.00	36.10	42.40	7608	1.00	1.00	1.00	1.00	3.00	8.00	14.00	26.00	31.17
5890	1.00	1.00	1.00	1.00	3.00	7.00	13.00	28.00	37.00	7622	--	--	1.00	1.00	2.00	5.00	15.20	--	--
5891	1.00	1.00	1.00	1.00	3.00	7.00	12.90	24.00	27.61	7700	1.00	1.00	1.00	2.00	4.00	9.00	16.70	32.00	40.67
5897	1.00	1.00	1.00	1.00	2.00	6.00	12.00	24.00	27.00	7706	1.00	1.00	1.00	1.00	2.00	6.00	13.00	24.00	28.11

Appendix 4–5.2. Empirical distribution of storm duration defined by 8-hour minimum interevent time for hourly rainfall stations in Texas—Continued.

	Duration (hours)																		
Station no.	1st percentile	2nd percentile	10th percentile	25th percentile	50th percentile (median)	75th percentile	90th percentile	98th percentile	99th percentile	Station no.	1st percentile	2nd percentile	10th percentile	25th percentile	50th percentile (median)	75th percentile	90th percentile	98th percentile	99th percentile
7718	1.00	1.00	1.00	1.50	4.00	9.00	13.00	38.16	39.86	8910	--	--	1.30	2.00	4.00	5.75	10.00	--	--
7745	1.00	1.00	1.00	2.00	5.00	11.00	20.00	41.54	48.36	8911	1.00	1.00	1.00	1.00	3.00	6.00	14.00	25.78	35.39
7922	1.00	1.00	1.00	1.00	2.00	5.00	11.00	22.20	26.00	8924	1.00	1.00	1.00	1.00	2.00	4.00	9.00	19.00	28.34
7936	1.00	1.00	1.00	1.00	3.00	7.00	13.00	26.00	36.00	8929	--	--	1.00	1.00	4.50	10.00	20.30	--	--
7943	1.00	1.00	1.00	1.00	3.00	7.00	14.00	30.00	39.00	8942	1.00	1.00	1.00	1.00	3.00	8.00	14.00	25.00	32.64
7944	--	1.00	1.00	1.00	3.00	9.00	15.50	41.90	--	8944	1.00	1.00	1.00	1.00	3.00	8.00	14.00	30.00	38.90
7945	1.00	1.00	1.00	1.00	3.00	9.00	17.00	32.00	41.00	8996	1.00	1.00	1.00	2.00	3.00	8.00	15.00	29.00	37.70
7947	1.00	1.00	1.00	1.00	2.00	7.00	13.00	36.12	61.29	9014	--	--	2.00	3.00	7.00	11.00	22.20	--	--
7948	1.00	1.00	1.00	1.00	3.00	7.00	14.00	27.06	35.06	9037	1.00	1.00	1.00	1.00	3.00	7.00	13.00	28.32	38.66
7951	1.00	1.00	1.00	2.00	4.00	9.00	16.00	27.00	36.94	9106	1.00	1.00	1.00	1.00	3.00	6.00	12.00	34.84	38.00
7953	1.00	1.00	1.00	2.00	3.00	7.50	17.20	37.00	43.60	9107	--	--	1.00	1.00	1.00	3.00	8.80	--	--
7981	1.00	1.00	1.00	1.00	3.00	7.25	15.00	26.96	32.49	9129	1.00	1.00	1.00	1.00	3.00	7.00	12.00	29.12	40.92
7990	1.00	1.00	1.00	1.00	3.00	8.00	15.00	36.84	52.52	9163	1.00	1.00	1.00	1.00	3.00	7.00	14.00	26.24	34.00
7992	--	--	1.90	3.00	4.50	7.75	11.10	--	--	9213	1.00	1.00	1.00	1.00	1.00	8.00	14.00	36.92	55.30
7997	1.00	1.00	1.00	2.00	4.00	7.00	12.00	21.96	26.70	9214	--	--	1.40	3.00	4.00	6.50	16.60	--	--
7999	--	--	1.00	1.00	4.00	8.00	17.00	--	--	9222	1.00	1.00	1.00	1.00	4.00	10.00	17.60	33.24	35.56
8022	--	1.00	1.00	1.00	3.00	7.00	13.50	47.50	--	9248	1.00	1.00	1.00	1.00	3.00	9.00	18.20	31.48	46.02
8023	1.00	1.00	1.00	1.00	2.00	5.00	11.00	25.68	32.84	9266	--	1.00	1.00	2.00	4.00	9.00	18.00	31.32	--
8047	1.00	1.00	1.00	1.00	3.00	7.00	13.00	27.00	32.75	9270	1.00	1.00	1.00	1.00	2.00	4.00	9.00	18.00	25.00
8060	1.00	1.00	1.00	2.00	3.00	9.00	16.00	38.00	40.95	9295	1.00	1.00	1.00	1.00	1.00	7.00	7.40	25.00	30.04
8062	--	--	1.00	2.00	3.00	10.50	15.20	--	--	9304	--	--	--	1.50	4.00	5.75	--	--	--
8068	--	--	1.00	1.00	2.00	6.00	14.00	--	--	9307	1.00	1.00	1.00	1.00	4.00	8.00	15.00	27.92	35.68
8081	1.00	1.00	1.00	1.00	3.00	7.00	14.00	30.00	38.00	9328	1.00	1.00	1.00	1.00	3.00	7.00	16.00	41.20	47.04
8089	--	--	1.00	1.00	4.00	11.00	14.20	--	--	9329	--	--	1.00	1.00	5.00	11.50	28.30	--	--
8221	--	--	1.20	4.00	7.00	15.00	27.40	--	--	9345	--	--	--	--	8.00	--	--	--	--
8252	1.00	1.00	1.00	1.00	2.00	6.00	11.00	25.00	34.59	9363	1.00	1.00	1.00	1.00	3.00	7.00	14.00	29.18	37.00
8265	1.00	1.00	1.00	2.00	4.00	10.00	18.00	33.00	41.36	9364	1.00	1.00	1.00	1.00	3.00	7.00	15.00	32.00	41.00
8289	--	1.00	1.00	1.00	3.00	8.00	23.80	40.04	--	9365	--	--	1.00	1.75	4.00	6.25	12.00	--	--
8305	1.00	1.00	1.00	1.00	2.00	4.00	9.00	17.90	23.95	9371	1.00	1.00	1.00	2.00	4.00	9.00	14.90	42.24	49.29
8335	1.00	1.00	1.00	2.00	4.50	10.00	17.00	36.00	47.93	9417	1.00	1.00	1.00	2.00	4.00	8.00	15.00	28.72	35.00
8400	1.00	1.00	1.00	1.00	2.00	5.00	10.00	23.20	46.00	9419	1.00	1.00	1.00	2.00	4.00	9.00	17.00	31.86	39.00
8445	1.00	1.00	1.00	2.00	4.00	9.00	16.00	33.00	44.90	9435	--	1.00	1.00	1.00	3.00	6.00	16.00	40.44	--
8446	1.00	1.00	1.00	1.00	3.00	7.00	12.20	25.00	30.00	9491	1.00	1.00	1.00	1.00	3.00	8.00	14.00	27.00	31.32
8451	1.00	1.00	1.00	2.00	3.00	8.00	15.00	32.02	38.36	9499	1.00	1.00	1.00	1.00	2.00	6.00	11.00	24.04	31.52
8531	1.00	1.00	1.00	2.00	4.00	9.00	16.00	30.00	35.82	9522	--	--	1.80	3.00	5.00	13.50	18.60	--	--
8541	1.00	1.00	1.00	2.00	4.00	8.00	18.00	26.00	36.56	9527	1.00	1.00	1.00	1.00	2.00	5.00	10.00	21.00	27.28
8544	1.00	1.00	1.00	1.00	3.00	8.00	15.00	31.00	36.00	9532	1.00	1.00	1.00	1.00	3.00	7.00	12.00	25.00	33.75
8545	--	--	1.00	1.75	4.50	11.25	20.10	--	--	9544	--	--	--	1.00	1.00	6.00	--	--	--
8563	1.00	1.00	1.00	1.00	2.00	7.00	11.00	21.00	27.00	9565	1.00	1.00	1.00	1.00	3.00	6.00	12.00	23.00	30.08
8566	1.00	1.00	1.00	1.00	2.00	5.00	12.00	24.32	27.16	9570	1.00	1.00	1.00	1.00	2.00	5.00	9.00	22.00	26.98
8583	1.00	1.00	1.00	1.00	2.00	6.00	11.00	21.00	26.00	9574	--	--	1.00	1.00	2.00	5.00	11.00	--	--
8584	1.00	1.00	1.00	1.00	3.00	7.00	13.00	27.00	36.42	9588	1.00	1.00	1.00	1.00	2.00	7.00	14.00	28.62	35.00
8623	1.00	1.00	1.00	1.00	3.00	7.00	12.00	24.00	31.46	9665	1.00	1.00	1.00	1.00	3.00	8.00	15.00	29.00	35.00
8625	1.00	1.00	1.00	2.00	4.00	9.00	16.00	30.00	40.00	9715	1.00	1.00	1.00	1.00	3.00	8.00	14.00	26.00	32.00
8630	1.00	1.00	1.00	1.00	3.00	7.00	13.00	25.56	30.56	9729	1.00	1.00	1.00	2.00	4.00	9.00	16.00	30.16	39.00
8631	1.00	1.00	1.00	2.00	3.00	8.00	13.00	29.00	39.60	9772	1.00	1.00	1.00	2.00	3.00	7.00	14.00	30.12	40.06
8646	1.00	1.00	1.00	2.00	4.00	9.00	15.00	28.00	34.20	9814	--	--	1.00	2.00	4.00	11.00	16.80	--	--
8647	1.00	1.00	1.00	1.00	2.00	5.00	10.00	21.00	27.00	9815	1.00	1.00	1.00	2.00	4.00	9.00	16.00	31.28	36.28
8677	1.00	1.00	1.00	3.00	5.00	10.00	17.00	24.32	31.08	9816	--	1.00	1.00	1.00	3.00	8.00	12.90	31.46	--
8696	--	--	1.00	2.00	3.00	7.50	10.00	--	--	9817	1.00	1.00	1.00	1.00	2.00	6.00	11.00	23.02	31.00
8743	1.00	1.00	1.00	2.00	4.00	9.00	16.00	30.00	36.00	9829	1.00	1.00	1.00	1.00	2.00	5.00	12.00	24.80	33.90
8761	1.00	1.00	1.00	1.00	2.00	5.00	10.00	19.46	26.69	9830	1.00	1.00	1.00	1.00	2.00	6.00	10.00	23.72	28.70
8778	1.00	1.00	1.00	1.00	3.00	7.00	14.00	26.00	33.00	9858	1.00	1.00	1.00	2.00	3.00	7.00	13.00	28.00	35.00
8845	1.00	1.00	1.00	1.00	3.00	7.00	14.00	28.00	34.00	9893	1.00	1.00	1.00	1.00	3.00	7.00	13.00	27.00	35.09
8859	1.00	1.00	1.00	2.00	4.00	10.00	17.00	33.00	38.00	9916	1.00	1.00	1.00	1.00	3.00	9.00	15.00	28.32	36.00
8898	1.00	1.00	1.00	2.00	4.00	9.00	16.00	32.64	41.66	9976	1.00	1.00	1.00	1.00	3.00	6.00	14.00	30.00	39.00
8908	--	--	1.00	2.00	4.00	7.00	16.60	--	--										

Appendix 4–5.3. Empirical distribution of storm duration defined by 12-hour minimum interevent time for hourly rainfall stations in Texas.

[--, not available]

	Duration (hours)																		
Station no.	1st percentile	2nd percentile	10th percentile	25th percentile	50th percentile (median)	75th percentile	90th percentile	98th percentile	99th percentile	Station no.	1st percentile	2nd percentile	10th percentile	25th percentile	50th percentile (median)	75th percentile	90th percentile	98th percentile	99th percentile
0015	--	--	--	5.00	10.00	13.00	--	--	--	1154	1.00	1.00	1.00	1.00	1.00	13.00	25.00	47.08	54.04
0016	1.00	1.00	1.00	2.00	4.00	10.00	19.00	39.00	51.10	1165	1.00	1.00	1.00	2.00	4.00	10.00	18.00	39.74	48.74
0050	1.00	1.00	1.00	2.00	5.00	12.00	21.00	37.68	45.34	1185	1.00	1.00	1.00	1.00	2.00	6.00	13.00	34.40	38.40
0054	--	1.00	1.00	1.00	4.00	7.50	17.00	25.00	--	1186	1.00	1.00	1.00	1.50	4.00	9.50	15.00	54.12	57.82
0120	--	--	1.30	4.00	5.50	17.75	53.40	--	--	1188	--	--	1.00	1.00	3.00	10.25	25.70	--	--
0145	1.00	1.00	1.00	1.00	1.00	7.00	19.00	54.40	67.00	1245	--	--	2.00	4.00	8.00	18.00	30.40	--	--
0146	--	--	1.00	3.25	6.00	11.00	25.00	--	--	1246	1.00	1.00	1.00	1.00	2.00	9.00	17.00	34.00	37.00
0174	1.00	1.00	1.00	1.00	2.00	5.00	12.00	28.86	37.43	1267	1.00	1.00	1.00	2.00	4.00	9.00	16.50	36.90	47.00
0178	--	--	1.00	1.75	3.00	8.25	21.40	--	--	1304	1.00	1.00	1.00	2.00	4.00	11.00	20.80	38.76	49.00
0179	1.00	1.00	1.00	2.00	3.00	5.00	11.00	28.80	38.90	1325	1.00	1.00	1.00	2.00	4.00	10.00	22.00	37.14	51.14
0202	1.00	1.00	1.00	1.00	1.00	5.00	12.00	25.80	30.30	1429	1.00	1.00	1.00	1.00	3.00	9.00	18.00	35.90	45.45
0206	1.00	1.00	1.00	1.00	3.00	8.00	16.00	30.88	36.94	1431	1.00	1.00	1.00	2.00	4.00	11.00	23.00	43.00	51.66
0208	--	--	--	--	7.00	--	--	--	--	1432	1.00	1.00	1.00	2.00	4.00	11.00	22.00	44.32	54.00
0211	1.00	1.00	1.00	2.00	4.00	10.00	19.00	37.00	44.00	1433	1.00	1.00	1.00	2.00	4.00	11.00	23.00	42.00	51.50
0244	--	1.00	1.00	2.00	6.50	15.00	27.00	59.50	--	1434	1.00	1.00	1.00	2.00	4.00	10.00	21.00	39.00	45.92
0248	1.00	1.00	1.00	1.00	2.00	6.00	13.00	31.68	39.00	1435	1.00	1.00	1.00	2.00	4.00	11.00	22.00	39.44	48.16
0262	1.00	1.00	1.00	2.00	4.00	11.00	19.00	35.00	45.00	1436	1.00	1.00	1.00	2.00	5.00	12.00	23.00	41.00	50.00
0271	--	--	2.00	4.00	9.50	13.75	20.10	--	--	1437	--	--	1.00	2.00	2.00	8.00	28.60	--	--
0380	1.00	1.00	1.00	2.00	4.00	9.00	19.00	33.88	37.91	1438	1.00	1.00	1.00	2.00	4.00	11.00	23.00	41.80	50.80
0394	--	--	--	2.50	5.00	21.00	--	--	--	1462	--	--	--	--	.00	--	--	--	--
0408	--	--	1.00	2.00	5.00	10.00	18.20	--	--	1492	1.00	1.00	1.00	1.00	2.00	7.00	15.00	35.00	44.01
0427	--	1.00	1.00	1.00	3.00	10.50	22.20	56.68	--	1500	--	--	2.00	3.00	7.00	10.00	19.20	--	--
0428	1.00	1.00	1.00	2.00	4.00	12.00	23.00	45.00	54.63	1528	1.00	1.00	1.00	1.00	2.00	7.00	15.00	34.52	44.76
0429	1.00	1.00	1.00	2.00	5.00	12.25	30.00	65.50	75.25	1541	--	1.00	1.00	1.00	2.50	10.25	18.40	30.70	--
0463	1.00	1.00	1.00	1.00	3.00	9.00	19.40	31.04	39.56	1569	1.00	1.00	1.00	1.00	4.00	9.00	18.00	53.92	55.99
0493	--	--	1.80	3.00	6.00	12.00	22.20	--	--	1632	--	--	--	1.00	1.00	1.00	--	--	--
0495	1.00	1.00	1.00	1.00	2.00	6.00	16.80	32.96	50.16	1641	1.00	1.00	1.00	1.75	3.00	7.00	17.50	36.70	40.55
0496	--	--	1.00	1.00	1.00	1.00	3.20	--	--	1646	1.00	1.00	1.00	1.00	2.00	6.00	13.00	26.00	35.00
0498	--	--	1.00	1.00	1.00	1.00	4.10	--	--	1663	--	--	1.00	1.00	2.00	12.00	28.40	--	--
0509	1.00	1.00	1.00	1.00	4.00	10.00	20.00	42.86	51.43	1671	1.00	1.00	1.00	1.00	3.00	9.00	19.00	36.00	48.49
0518	1.00	1.00	1.00	1.00	3.00	9.00	17.00	33.24	41.00	1680	1.00	1.00	1.00	2.00	4.00	11.00	20.00	40.20	49.30
0521	--	--	1.00	3.00	4.00	14.00	20.80	--	--	1694	1.00	1.00	1.00	1.00	3.00	10.00	17.30	43.00	43.53
0556	1.00	1.00	1.00	2.00	5.00	9.00	16.20	50.96	56.00	1696	1.00	1.00	1.00	2.00	4.00	9.00	19.00	37.76	49.19
0569	1.00	1.00	1.00	1.00	3.00	8.00	17.00	37.00	43.64	1697	--	1.00	1.00	2.00	3.00	9.50	19.40	37.88	--
0572	1.00	1.00	1.00	2.00	4.00	9.00	18.00	38.64	45.82	1698	1.00	1.00	1.00	1.00	3.00	8.00	16.00	31.12	37.12
0576	1.00	1.00	1.00	2.00	5.00	10.00	25.00	48.76	67.84	1720	1.00	1.00	1.00	1.00	1.00	6.00	14.00	36.66	50.62
0580	1.00	1.00	1.00	2.00	4.00	10.00	19.00	38.22	46.27	1761	1.00	1.00	1.00	1.00	7.00	12.00	19.00	39.36	53.44
0587	1.00	1.00	1.00	2.00	5.00	11.00	22.00	39.00	51.00	1773	1.00	1.00	1.00	1.00	4.00	10.00	18.00	35.00	41.12
0605	1.00	1.00	1.00	2.00	4.00	10.00	20.00	30.90	49.59	1810	--	--	1.00	2.00	4.50	7.00	15.50	--	--
0639	1.00	1.00	1.00	1.00	2.00	6.00	15.00	32.00	38.00	1823	--	--	1.40	2.00	5.00	8.00	11.60	--	--
0655	--	--	--	--	.00	--	--	--	--	1870	1.00	1.00	1.00	2.00	5.00	10.75	24.90	45.54	56.00
0665	1.00	1.00	1.00	2.00	4.00	10.00	20.00	40.00	46.00	1875	--	--	1.80	2.50	5.00	7.00	21.20	--	--
0689	1.00	1.00	1.00	1.00	3.00	9.00	21.00	44.92	58.00	1876	--	--	1.00	2.00	7.00	16.50	21.00	--	--
0690	1.00	1.00	1.00	1.00	2.00	5.00	13.00	26.56	31.00	1889	1.00	1.00	1.00	1.00	5.00	14.75	26.10	56.00	73.24
0691	1.00	1.00	1.00	2.00	4.00	9.00	18.00	34.00	41.32	1903	1.00	1.00	1.00	1.00	2.00	6.00	13.00	22.00	29.50
0708	1.00	1.00	1.00	1.00	2.00	7.00	13.80	29.96	46.52	1914	--	--	2.10	3.25	5.00	9.50	18.80	--	--
0738	1.00	1.00	1.00	2.00	5.00	11.00	21.00	36.00	43.83	1920	1.00	1.00	1.00	2.00	4.00	8.00	18.00	35.86	52.58
0776	1.00	1.00	1.00	1.00	3.00	7.50	16.00	34.00	41.00	1921	1.00	1.00	1.00	2.00	4.00	10.00	19.00	35.00	41.00
0779	1.00	1.00	1.00	1.00	1.00	5.00	12.00	30.16	37.00	1937	1.00	1.00	1.00	2.00	5.00	13.00	23.00	42.48	52.24
0784	1.00	1.00	1.00	1.00	2.00	6.00	14.00	33.06	41.00	1956	1.00	1.00	1.00	1.00	3.00	9.00	18.00	37.00	45.00
0786	1.00	1.00	1.00	1.00	3.00	10.00	20.00	40.00	50.50	1970	--	--	1.00	2.25	6.00	10.75	33.50	--	--
0917	1.00	1.00	1.00	2.00	4.00	10.00	20.00	40.00	51.00	2014	1.00	1.00	1.00	1.00	3.00	10.00	21.00	40.00	51.00
0923	--	--	1.80	2.00	9.00	16.00	24.40	--	--	2015	1.00	1.00	1.00	1.00	3.00	10.00	21.00	43.00	52.71
0926	1.00	1.00	1.00	1.00	4.00	9.00	19.00	34.00	42.87	2019	--	--	1.00	2.00	5.00	10.00	15.20	--	--
0950	--	--	1.00	2.00	2.00	3.50	6.40	--	--	2024	1.00	1.00	1.00	1.00	4.00	10.00	19.00	36.10	44.55
0996	--	--	2.50	3.00	8.00	17.50	22.50	--	--	2042	--	--	1.00	1.00	2.50	8.00	11.10	--	--
1013	1.00	1.00	1.00	1.00	1.00	5.00	12.40	26.48	51.40	2043	--	1.00	1.00	1.00	1.00	5.25	13.60	35.34	--
1017	1.00	1.00	1.00	1.00	3.00	9.00	17.40	36.48	44.24	2048	1.00	1.00	1.00	1.00	2.00	7.00	16.00	35.18	47.00
1042	--	--	3.00	4.00	13.50	19.00	24.80	--	--	2050	--	1.00	1.00	1.00	1.00	7.00	25.00	54.58	--
1048	--	--	1.00	2.00	3.00	5.00	7.60	--	--	2051	--	1.00	1.00	2.00	3.00	6.50	18.00	30.68	--
1053	1.00	1.00	1.00	2.00	4.00	10.50	18.60	38.64	52.30	2053	--	--	1.00	1.00	2.50	7.75	11.80	--	--
1057	1.00	1.00	1.00	2.00	4.00	10.00	18.00	35.00	44.12	2073	1.00	1.00	1.00	2.00	4.00	8.00	18.00	40.00	52.00
1063	--	--	1.30	2.75	7.00	17.50	24.80	--	--	2082	1.00	1.00	1.00	1.00	2.00	6.00	13.00	31.00	38.00
1068	1.00	1.00	1.00	1.00	4.00	10.00	19.00	37.00	47.00	2086	1.00	1.00	1.00	1.00	4.00	9.00	19.00	36.00	42.00
1080	1.00	1.00	1.00	1.00	2.00	5.00	12.00	28.36	33.78	2088	--	--	1.00	1.00	6.00	12.00	23.00	--	--
1081	1.00	1.00	1.00	2.00	5.00	12.00	21.00	36.00	44.40	2090	1.00	1.00	1.00	1.00	3.00	6.00	14.00	26.00	41.50
1133	--	--	1.00	1.25	5.50	12.00	33.90	--	--	2096	1.00	1.00	1.00	1.00	4.00	10.00	19.00	33.00	40.85
1136	1.00	1.00	1.00	1.00	3.00	9.00	20.00	43.00	52.00	2128	1.00	1.00	1.00	2.00	5.00	12.00	22.00	45.04	48.28
1138	--	--	2.00	3.00	5.00	9.00	18.00	--	--	2131	1.00	1.00	1.00	1.00	3.00	8.00	16.00	30.00	35.49
1139	--	1.00	1.00	2.00	7.00	13.00	23.00	56.80	--	2142	--	--	2.00	3.00	5.00	13.00	37.00	--	--

Appendix 4–5.3. Empirical distribution of storm duration defined by 12-hour minimum interevent time for hourly rainfall stations in Texas—Continued.

	Duration (hours)																		
Station no.	1st percentile	2nd percentile	10th percentile	25th percentile	50th percentile (median)	75th percentile	90th percentile	98th percentile	99th percentile	Station no.	1st percentile	2nd percentile	10th percentile	25th percentile	50th percentile (median)	75th percentile	90th percentile	98th percentile	99th percentile
2160	--	--	1.00	1.00	7.00	25.00	46.20	--	--	3463	--	--	1.00	2.00	4.50	11.00	25.20	--	--
2206	1.00	1.00	1.00	2.00	4.00	9.00	17.00	40.00	49.00	3476	1.00	1.00	1.00	2.00	4.00	9.50	18.00	37.00	42.00
2238	1.00	1.00	1.00	1.00	3.00	8.00	17.70	42.76	55.29	3485	--	--	1.30	3.75	7.00	12.25	20.40	--	--
2240	--	1.00	1.00	1.00	1.00	7.00	19.00	26.20	--	3507	1.00	1.00	1.00	1.00	2.00	8.00	18.00	31.42	36.21
2242	1.00	1.00	1.00	2.00	4.00	11.00	23.00	39.00	47.54	3546	1.00	1.00	1.00	1.00	4.00	10.00	20.00	38.00	45.00
2244	1.00	1.00	1.00	1.00	4.00	10.00	20.00	38.00	46.00	3547	1.00	1.00	1.00	1.00	3.00	8.00	20.00	37.88	50.61
2247	--	1.00	1.00	2.00	5.00	9.00	16.00	30.20	--	3579	--	1.00	1.00	2.00	4.00	10.00	21.40	50.08	--
2309	1.00	1.00	1.00	2.00	5.00	12.00	22.00	40.22	45.37	3642	1.00	1.00	1.00	1.00	4.00	10.00	19.00	34.00	41.84
2312	1.00	1.00	1.00	1.00	3.00	10.00	17.00	30.80	40.20	3646	1.00	1.00	1.00	2.00	5.00	10.00	20.00	34.00	43.00
2334	--	1.00	1.00	1.00	5.00	12.25	21.00	31.34	--	3668	--	--	2.10	4.00	11.00	18.75	29.60	--	--
2336	1.00	1.00	1.00	1.00	3.00	9.00	16.30	30.00	34.73	3673	--	--	1.60	3.00	6.00	19.50	41.00	--	--
2354	--	--	1.00	1.00	3.00	12.00	23.20	--	--	3686	1.00	1.00	1.00	1.00	3.00	9.00	15.00	32.54	40.54
2355	--	1.00	1.00	2.00	4.00	9.50	25.00	54.10	--	3691	1.00	1.00	1.00	1.00	3.00	8.00	16.00	31.70	38.35
2357	1.00	1.00	1.00	1.00	3.00	10.00	21.00	40.00	55.83	3734	--	--	1.00	2.00	5.50	11.50	31.40	--	--
2360	1.00	1.00	1.00	1.00	3.00	9.00	18.00	35.00	45.09	3771	1.00	1.00	1.00	1.00	2.00	8.00	15.00	29.00	36.81
2361	1.00	1.00	1.00	1.00	3.00	6.00	14.30	30.56	41.65	3789	1.00	1.00	1.00	1.00	1.00	7.00	13.00	40.84	54.28
2394	1.00	1.00	1.00	2.00	4.00	11.00	20.00	38.00	46.07	3826	1.00	1.00	1.00	2.00	4.00	11.00	18.00	34.92	52.18
2404	1.00	1.00	1.00	1.00	4.00	10.00	19.00	34.00	41.00	3831	1.00	1.00	1.00	2.00	4.00	10.00	17.00	42.82	53.82
2415	1.00	1.00	1.00	2.00	5.00	11.00	21.00	38.36	47.00	3841	1.00	1.00	1.00	1.00	3.00	8.00	16.00	33.70	48.75
2462	1.00	1.00	1.00	1.00	4.00	10.00	18.00	34.80	40.20	3871	1.00	1.00	1.00	2.00	4.00	10.00	20.20	41.32	50.22
2528	1.00	1.00	1.00	1.00	4.00	10.00	24.30	52.32	55.49	3884	--	--	1.20	3.50	6.00	8.50	14.00	--	--
2617	1.00	1.00	1.00	2.00	5.00	10.00	18.00	45.60	53.55	3941	--	1.00	1.00	2.00	7.00	15.00	25.00	75.80	--
2619	1.00	1.00	1.00	1.00	4.00	10.00	19.90	37.90	67.49	3963	--	--	--	1.00	1.00	1.00	--	--	--
2621	1.00	1.00	1.00	1.00	3.00	8.00	17.00	33.00	41.74	4040	1.00	1.00	1.00	2.00	4.00	8.00	18.00	32.02	43.02
2675	1.00	1.00	1.00	1.00	3.00	8.50	17.00	34.00	41.00	4058	--	--	1.00	2.00	3.00	6.00	21.00	--	--
2676	1.00	1.00	1.00	1.00	2.00	7.00	14.00	30.00	38.00	4098	1.00	1.00	1.00	1.00	2.00	6.00	13.00	26.00	31.00
2679	1.00	1.00	1.00	1.00	3.00	8.00	17.00	36.00	44.00	4100	1.00	1.00	1.00	2.00	3.00	9.00	16.00	36.30	46.55
2715	1.00	1.00	1.00	2.00	4.00	10.00	19.00	33.00	41.82	4137	1.00	1.00	1.00	1.00	2.00	7.00	15.00	30.00	35.50
2744	1.00	1.00	1.00	1.00	3.00	8.00	18.00	36.00	46.50	4191	1.00	1.00	1.00	1.00	3.00	9.00	19.00	37.00	45.00
2758	1.00	1.00	1.00	2.00	4.00	13.25	23.70	59.58	78.91	4256	--	--	--	--	.00	--	--	--	--
2794	--	--	1.00	1.00	4.00	10.00	24.80	--	--	4257	1.00	1.00	1.00	1.00	3.00	9.00	19.00	34.00	41.00
2797	1.00	1.00	1.00	1.00	3.00	7.00	15.00	31.00	38.00	4258	1.00	1.00	1.00	1.00	3.00	9.25	19.00	33.02	40.21
2811	1.00	1.00	1.00	1.00	3.00	7.00	16.00	33.00	40.00	4278	1.00	1.00	1.00	2.00	4.00	9.00	18.00	36.00	48.76
2813	--	--	1.00	1.00	3.00	7.00	14.80	--	--	4299	1.00	1.00	1.00	1.00	3.00	5.00	13.40	28.92	34.70
2814	--	--	1.00	1.00	1.00	5.50	25.00	--	--	4300	1.00	1.00	1.00	2.00	4.00	11.00	21.00	44.00	51.00
2815	1.00	1.00	1.00	1.00	2.00	7.00	13.00	24.04	28.08	4305	1.00	1.00	1.00	1.00	4.00	11.00	21.00	43.00	55.00
2818	1.00	1.00	1.00	1.00	3.00	10.00	19.50	43.30	51.60	4307	1.00	1.00	1.00	1.00	4.00	12.00	25.00	50.80	66.50
2986	1.00	1.00	1.00	2.00	5.00	14.00	26.00	50.00	54.32	4309	1.00	1.00	1.00	2.00	3.00	9.00	19.00	39.00	49.00
3005	1.00	1.00	1.00	1.00	3.00	9.00	17.00	33.00	39.76	4311	1.00	1.00	1.00	2.00	4.00	10.00	20.00	41.00	49.00
3033	1.00	1.00	1.00	2.00	3.00	6.00	12.00	25.06	30.06	4313	1.00	1.00	1.00	2.00	4.50	11.00	20.30	42.66	55.33
3034	--	--	--	--	1.00	--	--	--	--	4319	--	1.00	1.00	2.00	4.50	8.25	20.30	34.16	--
3047	--	--	1.00	2.00	4.50	9.25	15.00	--	--	4329	1.00	1.00	1.00	2.00	4.00	10.00	21.00	40.00	50.00
3103	--	--	1.00	1.00	2.00	8.00	13.60	--	--	4331	--	--	--	--	.00	--	--	--	--
3133	1.00	1.00	1.00	2.00	4.00	11.00	20.00	37.00	44.00	4375	1.00	1.00	1.00	1.00	2.00	7.00	14.00	31.24	39.48
3156	1.00	1.00	1.00	1.00	4.00	11.00	19.40	36.56	41.68	4392	1.00	1.00	1.00	2.00	6.00	15.00	26.10	54.82	61.82
3171	1.00	1.00	1.00	2.00	4.00	10.00	20.00	38.00	46.00	4425	1.00	1.00	1.00	1.00	2.00	6.00	14.00	31.86	42.72
3189	1.00	1.00	1.00	1.00	2.00	8.00	15.00	33.16	49.24	4440	1.00	1.00	1.00	2.00	4.00	11.00	21.00	36.00	49.10
3260	1.00	1.00	1.00	1.00	3.00	8.00	17.00	33.20	46.90	4476	1.00	1.00	1.00	1.00	3.00	9.00	17.00	31.00	35.94
3267	1.00	1.00	1.00	2.00	4.00	8.00	17.00	41.52	77.88	4498	--	--	1.00	1.00	2.00	4.00	25.20	--	--
3270	1.00	1.00	1.00	1.00	2.00	6.00	13.70	27.00	32.47	4517	1.00	1.00	1.00	2.00	4.00	10.00	19.00	39.00	45.28
3272	--	--	1.00	1.00	2.00	4.00	11.60	--	--	4520	1.00	1.00	1.00	1.00	2.00	8.00	15.50	28.00	36.20
3277	--	--	1.00	1.00	1.00	7.00	27.40	--	--	4525	--	--	1.10	2.00	5.00	11.75	31.40	--	--
3278	1.00	1.00	1.00	1.00	2.00	5.00	12.00	30.00	41.96	4563	--	--	1.00	2.00	5.50	8.00	18.30	--	--
3280	1.00	1.00	1.00	1.00	3.00	6.00	13.00	34.46	38.05	4570	1.00	1.00	1.00	1.00	3.00	8.00	16.00	36.00	45.30
3281	--	--	1.00	1.00	2.00	3.50	8.80	--	--	4577	1.00	1.00	1.00	1.00	4.00	9.00	19.00	35.00	46.02
3283	1.00	1.00	1.00	2.00	5.00	12.00	23.00	42.56	53.28	4591	1.00	1.00	1.00	2.00	5.00	12.00	22.00	40.00	49.92
3284	1.00	1.00	1.00	1.00	3.00	9.00	18.00	35.86	42.00	4670	1.00	1.00	1.00	1.00	3.00	8.00	16.00	32.00	39.00
3285	1.00	1.00	1.00	1.00	3.00	8.00	16.00	30.00	36.56	4671	1.00	1.00	1.00	1.00	1.00	8.00	19.00	37.36	61.12
3329	1.00	1.00	1.00	1.00	4.00	10.00	20.00	40.00	47.04	4679	1.00	1.00	1.00	1.00	3.00	9.00	17.00	34.00	41.94
3335	1.00	1.00	1.00	2.00	4.00	11.00	24.00	42.28	47.73	4696	--	--	1.00	1.75	4.00	6.25	8.50	--	--
3370	1.00	1.00	1.00	2.00	4.00	11.00	20.00	38.00	44.00	4703	1.00	1.00	1.00	1.00	3.00	8.50	15.60	34.36	43.24
3410	1.00	1.00	1.00	1.00	3.00	8.00	16.00	34.00	41.00	4704	1.00	1.00	1.00	2.00	5.00	12.00	24.20	41.08	45.14
3415	1.00	1.00	1.00	1.00	3.00	9.00	17.00	34.00	41.15	4731	1.00	1.00	1.00	1.00	3.50	11.00	24.00	37.50	38.00
3430	1.00	1.00	1.00	1.00	4.00	11.00	20.00	41.00	51.00	4792	1.00	1.00	1.00	1.00	3.00	8.00	16.00	28.00	34.20
3431	1.00	1.00	1.00	1.00	6.00	13.00	31.00	49.36	64.18	4819	1.00	1.00	1.00	1.00	3.50	10.00	18.00	33.88	38.11
3441	--	--	1.00	1.00	3.00	9.00	23.00	--	--	4852	--	--	1.00	1.00	1.00	2.75	13.20	--	--
3442	1.00	1.00	1.00	2.00	4.00	9.00	17.00	34.00	48.00	4866	1.00	1.00	1.00	1.00	4.00	10.00	19.00	37.00	44.00
3446	1.00	1.00	1.00	2.00	3.00	7.00	15.00	32.00	43.90	4876	1.00	1.00	1.00	1.00	3.00	8.00	14.00	33.24	35.24
3460	--	--	1.00	2.00	4.00	9.50	19.00	--	--	4878	1.00	1.00	1.00	2.00	4.00	11.00	21.00	42.66	50.83
3462	1.00	1.00	1.00	2.00	4.00	10.00	17.00	41.30	52.80	4880	1.00	1.00	1.00	1.00	3.00	7.00	16.00	33.08	42.08

Appendix 4–5.3. Empirical distribution of storm duration defined by 12-hour minimum interevent time for hourly rainfall stations in Texas—Continued.

	Duration (hours)																		
Station no.	1st percentile	2nd percentile	10th percentile	25th percentile	50th percentile (median)	75th percentile	90th percentile	98th percentile	99th percentile	Station no.	1st percentile	2nd percentile	10th percentile	25th percentile	50th percentile (median)	75th percentile	90th percentile	98th percentile	99th percentile
4920	1.00	1.00	1.00	1.00	3.00	7.00	15.00	32.00	38.63	5957	1.00	1.00	1.00	1.00	3.00	8.00	16.00	31.00	38.00
4934	--	--	--	1.00	3.00	15.00	--	--	--	5958	1.00	1.00	1.00	2.00	4.00	12.00	18.00	30.00	49.00
4972	1.00	1.00	1.00	1.00	4.00	9.00	18.00	33.00	39.47	5973	1.00	1.00	1.00	2.00	5.00	13.00	22.30	63.94	84.74
4973	1.00	1.00	1.00	2.00	5.00	11.00	21.00	33.00	35.53	5996	1.00	1.00	1.00	1.00	4.00	10.00	19.00	37.36	45.00
4974	1.00	1.00	1.00	1.00	4.00	9.00	16.00	33.00	41.10	6017	1.00	1.00	1.00	1.00	3.00	9.00	17.00	29.08	37.12
4975	1.00	1.00	1.00	1.00	3.00	9.00	17.00	31.00	36.25	6024	1.00	1.00	1.00	2.00	5.00	12.25	21.00	45.64	56.79
4978	1.00	1.00	1.00	1.00	3.00	9.00	17.20	35.24	39.24	6050	--	--	1.00	5.00	8.00	12.50	13.90	--	--
4979	--	--	1.20	4.50	7.00	17.50	27.40	--	--	6104	1.00	1.00	1.00	1.00	2.00	5.00	13.00	31.00	40.00
4982	1.00	1.00	1.00	2.00	4.00	9.00	17.00	33.88	44.35	6108	1.00	1.00	1.00	1.00	4.00	10.00	18.00	35.00	48.13
5018	1.00	1.00	1.00	2.00	4.00	9.00	20.00	35.00	43.80	6136	1.00	1.00	1.00	1.00	2.00	6.00	13.00	26.00	35.88
5048	1.00	1.00	1.00	1.00	2.00	6.00	14.00	32.00	43.85	6166	--	1.00	1.00	2.00	3.00	8.00	17.00	42.12	--
5049	--	1.00	1.00	1.00	2.00	6.00	11.00	16.00	--	6176	1.00	1.00	1.00	2.00	4.00	12.00	20.90	43.54	55.09
5056	--	--	--	1.00	4.00	12.50	--	--	--	6177	1.00	1.00	1.00	1.00	4.00	9.00	18.00	37.00	47.30
5057	1.00	1.00	1.00	1.00	3.00	9.00	21.00	46.00	54.58	6210	1.00	1.00	1.00	1.00	4.00	9.00	17.00	32.00	40.00
5060	1.00	1.00	1.00	2.00	3.00	8.00	21.00	46.00	58.75	6211	1.00	1.00	1.00	1.00	3.00	9.00	19.00	44.00	48.76
5081	1.00	1.00	1.00	2.00	6.00	13.00	23.00	41.00	52.29	6270	1.00	1.00	1.00	1.00	3.00	9.00	17.00	33.00	39.90
5094	1.00	1.00	1.00	1.00	3.00	9.00	17.00	32.00	38.00	6275	--	--	--	--	.00	--	--	--	--
5113	1.00	1.00	1.00	1.00	3.00	9.00	19.00	39.00	52.40	6276	--	--	1.00	4.00	6.00	17.75	29.00	--	--
5114	--	--	--	--	.00	--	--	--	--	6335	1.00	1.00	1.00	2.00	4.00	11.00	20.00	35.00	43.00
5123	--	--	1.00	2.00	3.00	10.00	20.20	--	--	6434	--	--	1.00	3.00	6.00	16.00	28.00	--	--
5192	1.00	1.00	1.00	1.00	4.00	10.00	19.00	35.00	42.75	6504	1.00	1.00	1.00	1.00	2.00	7.00	15.00	31.00	37.00
5193	1.00	1.00	1.00	1.00	4.00	10.00	19.40	38.00	48.00	6558	--	--	1.00	1.75	5.50	12.25	21.40	--	--
5224	1.00	1.00	1.00	1.00	4.00	10.75	20.00	43.10	56.51	6615	1.00	1.00	1.00	1.00	2.00	6.00	13.00	33.02	41.51
5228	1.00	1.00	1.00	1.00	3.00	8.00	17.00	35.00	45.66	6660	1.00	1.00	1.00	1.00	5.00	11.00	24.00	48.48	55.96
5235	--	--	1.00	2.00	6.50	14.00	21.90	--	--	6663	1.00	1.00	1.00	1.00	1.00	6.00	14.60	43.36	44.96
5247	1.00	1.00	1.00	1.00	3.00	7.00	15.30	32.00	41.43	6734	1.00	1.00	1.00	2.00	4.00	10.00	20.00	35.00	48.75
5258	1.00	1.00	1.00	2.00	5.00	11.00	21.00	37.64	45.00	6736	1.00	1.00	1.00	1.00	2.00	6.00	14.00	32.70	43.35
5303	1.00	1.00	1.00	2.00	4.00	10.00	19.00	38.96	52.48	6740	--	--	1.60	3.00	7.00	13.00	56.40	--	--
5312	1.00	1.00	1.00	1.00	2.00	7.00	16.00	31.46	39.00	6750	1.00	1.00	1.00	1.00	4.00	12.00	25.00	44.68	66.08
5341	--	--	1.00	2.00	4.00	15.00	26.20	--	--	6757	1.00	1.00	1.00	1.25	4.00	10.00	20.00	36.00	47.00
5342	--	--	--	--	.00	--	--	--	--	6775	1.00	1.00	1.00	2.00	4.00	9.00	20.00	37.90	47.45
5348	1.00	1.00	1.00	1.00	3.00	10.00	18.00	32.00	39.12	6776	1.00	1.00	1.00	1.00	3.00	7.00	15.00	29.00	36.00
5358	1.00	1.00	1.00	2.00	4.00	8.00	16.00	33.00	44.43	6788	1.00	1.00	1.00	2.00	5.00	10.50	18.00	31.52	35.30
5398	1.00	1.00	1.00	2.00	4.00	11.00	21.40	40.00	46.34	6792	1.00	1.00	1.00	1.00	2.00	5.00	10.00	24.00	26.49
5410	1.00	1.00	1.00	1.00	2.00	6.00	14.00	31.00	42.00	6794	--	--	2.20	5.00	9.00	19.50	33.40	--	--
5411	1.00	1.00	1.00	1.00	3.00	9.00	18.00	36.00	49.00	6834	1.00	1.00	1.00	1.00	3.00	9.00	16.00	31.00	36.77
5424	1.00	1.00	1.00	1.00	6.50	13.00	25.00	69.00	73.73	6893	1.00	1.00	1.00	1.00	2.00	5.00	12.00	26.00	35.31
5429	1.00	1.00	1.00	1.00	3.00	9.00	19.00	38.00	48.68	6935	1.00	1.00	1.00	1.00	2.00	6.00	13.00	26.00	33.96
5431	--	--	1.70	4.50	10.50	22.75	29.50	--	--	6981	1.00	1.00	1.00	2.00	3.00	9.00	18.70	41.00	46.21
5461	1.00	1.00	1.00	2.00	5.00	12.00	22.00	46.24	55.00	7020	1.00	1.00	1.00	3.00	6.00	16.00	28.00	43.44	72.08
5463	1.00	1.00	1.00	1.00	3.00	8.00	16.00	29.16	33.00	7060	1.00	1.00	1.00	1.00	2.00	7.00	15.00	28.82	34.41
5471	--	--	1.00	1.00	1.00	4.50	12.00	--	--	7066	1.00	1.00	1.00	2.00	4.00	11.00	20.00	37.94	44.47
5477	--	--	1.00	1.00	3.00	8.25	19.00	--	--	7074	1.00	1.00	1.00	1.00	2.00	6.00	14.00	30.00	35.22
5528	1.00	1.00	1.00	2.00	4.00	10.00	18.10	33.00	42.13	7097	1.00	1.00	1.00	2.00	4.00	8.00	18.80	49.44	75.12
5579	--	--	--	--	15.00	--	--	--	--	7116	1.00	1.00	1.00	2.00	4.00	8.00	17.00	33.82	40.91
5580	--	--	1.00	2.00	4.00	11.00	15.80	--	--	7140	1.00	1.00	1.00	1.00	3.00	9.00	18.00	38.14	46.57
5589	1.00	1.00	1.00	1.00	2.00	6.00	13.00	20.54	24.62	7173	1.00	1.00	1.00	1.00	3.00	10.00	21.00	46.00	57.98
5590	1.00	1.00	1.00	2.00	3.00	8.00	18.90	39.58	48.51	7174	1.00	1.00	1.00	1.00	4.00	11.00	21.00	43.00	54.81
5591	1.00	1.00	1.00	2.00	3.00	6.00	12.00	28.00	37.43	7213	1.00	1.00	1.00	2.00	3.00	10.00	20.00	46.00	51.23
5592	1.00	1.00	1.00	2.00	3.00	6.00	13.00	34.24	42.54	7243	1.00	1.00	1.00	1.00	3.00	8.00	17.00	35.00	44.00
5594	1.00	1.00	1.00	1.00	2.00	4.00	8.80	34.24	39.96	7262	1.00	1.00	1.00	1.00	1.00	1.00	13.00	24.64	30.82
5595	--	--	--	--	1.50	--	--	--	--	7274	1.00	1.00	1.00	1.00	4.00	9.00	15.80	29.00	37.68
5596	1.00	1.00	1.00	1.00	1.00	5.00	11.00	25.00	29.17	7300	1.00	1.00	1.00	2.00	4.00	9.00	17.00	30.00	37.00
5600	1.00	1.00	1.00	2.00	3.00	6.00	14.00	39.00	43.75	7311	--	--	1.00	1.00	4.00	8.25	10.00	--	--
5618	--	--	2.00	3.00	7.00	11.50	15.60	--	--	7363	--	--	1.00	2.00	4.00	10.00	18.80	--	--
5650	--	--	1.00	3.00	6.00	11.00	16.00	--	--	7422	1.00	1.00	1.00	1.00	3.00	9.00	18.00	35.00	43.00
5656	1.00	1.00	1.00	1.00	2.00	6.00	14.00	29.00	35.00	7431	1.00	1.00	1.00	1.00	3.00	7.00	15.00	32.00	42.00
5658	1.00	1.00	1.00	2.00	4.00	9.00	19.00	40.00	51.00	7481	1.00	1.00	1.00	1.00	2.00	6.00	14.00	34.02	44.00
5661	1.00	1.00	1.00	1.00	2.00	7.00	13.00	42.12	53.12	7497	1.00	1.00	1.00	1.00	3.00	8.00	17.00	33.00	41.65
5666	--	--	1.00	2.00	4.00	9.00	20.20	--	--	7498	1.00	1.00	1.00	1.00	2.00	9.00	15.00	30.48	42.20
5695	1.00	1.00	1.00	1.00	4.00	10.00	18.00	37.00	44.00	7499	1.00	1.00	1.00	1.00	3.00	8.00	16.00	30.00	38.50
5742	--	--	1.00	1.00	5.00	11.00	20.00	--	--	7531	1.00	1.00	1.00	2.00	5.00	12.00	24.00	48.40	57.20
5766	--	--	1.00	2.00	5.00	13.00	21.70	--	--	7534	1.00	1.00	1.00	1.00	3.00	10.00	17.00	34.00	43.58
5770	1.00	1.00	1.00	1.00	3.00	8.00	16.00	33.00	42.00	7556	1.00	1.00	1.00	1.00	3.00	8.00	17.00	32.00	39.70
5775	--	--	1.00	1.00	4.00	11.00	19.40	--	--	7594	1.00	1.00	1.00	2.00	4.00	9.00	19.00	40.00	48.00
5779	--	--	1.00	1.00	7.00	16.00	29.00	--	--	7596	1.00	1.00	1.00	2.00	3.00	8.00	18.00	35.64	69.04
5840	1.00	1.00	1.00	2.00	5.00	11.00	22.00	49.88	55.44	7608	1.00	1.00	1.00	1.00	3.00	9.00	18.00	33.00	46.00
5890	1.00	1.00	1.00	1.00	3.00	9.00	17.00	36.00	47.00	7622	--	--	1.00	1.00	2.00	5.00	15.20	--	--
5891	1.00	1.00	1.00	1.00	3.00	8.00	15.00	28.80	40.80	7700	1.00	1.00	1.00	2.00	5.00	12.00	22.00	40.00	50.88
5897	1.00	1.00	1.00	1.00	3.00	8.00	16.00	29.88	35.00	7706	1.00	1.00	1.00	1.00	3.00	8.00	16.00	32.26	43.26

Appendix 4–5.3. Empirical distribution of storm duration defined by 12-hour minimum interevent time for hourly rainfall stations in Texas—Continued.

	Duration (hours)																		
Station no.	1st percentile	2nd percentile	10th percentile	25th percentile	50th percentile (median)	75th percentile	90th percentile	98th percentile	99th percentile	Station no.	1st percentile	2nd percentile	10th percentile	25th percentile	50th percentile (median)	75th percentile	90th percentile	98th percentile	99th percentile
7718	1.00	1.00	1.00	2.00	4.00	10.00	23.10	39.00	39.97	8910	--	--	2.00	2.25	4.50	8.00	15.40	--	--
7745	1.00	1.00	1.00	2.00	6.00	14.00	27.40	50.00	57.12	8911	1.00	1.00	1.00	1.00	3.00	7.00	16.00	35.00	42.95
7922	1.00	1.00	1.00	1.00	2.00	7.00	13.00	31.00	36.80	8924	1.00	1.00	1.00	1.00	2.00	5.00	11.00	27.20	38.20
7936	1.00	1.00	1.00	1.00	3.00	9.00	17.00	35.00	45.00	8929	--	--	1.00	1.75	5.00	14.00	37.20	--	--
7943	1.00	1.00	1.00	2.00	3.00	9.00	18.00	38.86	46.93	8942	1.00	1.00	1.00	1.00	3.00	9.00	18.00	36.00	43.68
7944	--	1.00	1.00	1.00	3.00	11.00	24.30	53.08	--	8944	1.00	1.00	1.00	1.00	4.00	9.00	18.00	40.00	46.94
7945	1.00	1.00	1.00	1.00	4.00	11.00	23.00	44.00	50.17	8996	1.00	1.00	1.00	2.00	4.00	9.00	18.00	37.50	46.75
7947	1.00	1.00	1.00	1.00	3.00	8.00	17.00	49.00	63.50	9014	--	--	2.00	3.00	7.00	11.00	22.20	--	--
7948	1.00	1.00	1.00	1.00	3.00	9.00	18.00	36.78	42.00	9037	1.00	1.00	1.00	1.00	3.00	7.00	14.00	40.00	49.12
7951	1.00	1.00	1.00	2.00	4.00	10.00	19.10	36.00	42.00	9106	1.00	1.00	1.00	1.00	3.00	8.00	15.80	38.00	40.94
7953	1.00	1.00	1.00	2.00	4.00	9.00	24.60	56.56	69.56	9107	--	--	1.00	1.00	1.00	7.00	14.40	--	--
7981	1.00	1.00	1.00	1.00	4.00	10.00	20.90	32.38	40.45	9129	1.00	1.00	1.00	1.00	3.00	10.00	21.00	33.20	43.00
7990	1.00	1.00	1.00	1.00	3.00	11.00	20.90	39.90	54.73	9163	1.00	1.00	1.00	1.00	3.00	9.00	17.00	33.96	42.98
7992	--	--	1.40	4.00	7.00	13.00	19.20	--	--										
7997	1.00	1.00	1.00	2.00	3.50	7.00	13.80	25.90	43.01	9213	1.00	1.00	1.00	1.00	7.00	13.00	25.00	55.00	70.00
7999	--	--	1.00	1.00	4.00	8.00	17.00	--	--	9214	--	--	1.10	2.75	4.00	7.50	16.90	--	--
8022	--	1.00	1.00	1.00	2.50	7.00	21.00	64.24	--	9222	1.00	1.00	1.00	2.00	5.00	14.00	26.90	45.34	52.89
8023	1.00	1.00	1.00	1.00	2.00	7.00	15.00	33.14	42.00	9248	1.00	1.00	1.00	1.00	3.00	10.75	20.00	47.04	56.13
8047	1.00	1.00	1.00	1.00	3.00	8.00	17.00	33.00	42.83	9266	--	1.00	1.00	2.00	4.00	12.00	19.50	54.50	--
8060	1.00	1.00	1.00	2.00	3.00	11.00	23.00	42.00	42.71	9270	1.00	1.00	1.00	1.00	2.00	5.00	12.00	26.00	31.00
8062	--	--	1.00	2.00	3.00	11.00	30.60	--	--	9295	1.00	1.00	1.00	1.00	1.00	7.00	13.00	35.56	65.20
8068	--	--	1.00	1.00	3.00	7.75	17.50	--	--	9304	--	--	--	3.50	5.50	10.50	--	--	--
8081	1.00	1.00	1.00	1.00	3.00	8.00	18.50	40.00	53.30	9307	1.00	1.00	1.00	2.00	4.00	10.00	19.00	37.60	44.60
8089	--	--	1.00	2.00	4.00	12.00	16.80	--	--	9328	1.00	1.00	1.00	1.00	3.00	9.00	17.10	49.20	63.05
8221	--	--	1.00	4.00	7.00	21.00	34.00	--	--	9329	--	--	1.00	3.00	6.00	13.00	28.40	--	--
8252	1.00	1.00	1.00	1.00	3.00	6.00	16.00	34.00	37.00	9345	--	--	--	--	10.00	--	--	--	--
8265	1.00	1.00	1.00	2.00	4.00	12.00	23.00	41.24	53.00	9363	1.00	1.00	1.00	1.00	3.00	10.00	20.00	41.50	53.00
8289	--	1.00	1.00	1.00	3.00	8.50	24.20	51.12	--	9364	1.00	1.00	1.00	1.00	3.00	9.00	20.00	44.00	53.90
8305	1.00	1.00	1.00	1.00	2.00	5.00	12.00	25.00	31.02	9365	--	--	1.00	1.75	4.00	7.25	17.50	--	--
8335	1.00	1.00	1.00	2.00	5.00	13.00	21.00	44.00	54.35	9371	1.00	1.00	1.00	2.00	4.00	11.00	20.20	44.04	50.72
8400	1.00	1.00	1.00	1.00	2.00	6.00	16.00	34.00	72.28	9417	1.00	1.00	1.00	2.00	4.00	10.00	19.00	37.00	45.00
8445	1.00	1.00	1.00	2.00	4.00	10.00	20.00	41.00	51.55	9419	1.00	1.00	1.00	2.00	4.00	11.00	21.00	39.00	47.79
8446	1.00	1.00	1.00	1.00	3.00	8.00	16.30	34.00	41.46	9435	--	1.00	1.00	1.00	3.00	6.00	18.20	49.76	--
8451	1.00	1.00	1.00	2.00	4.00	9.00	18.00	41.60	48.60	9491	1.00	1.00	1.00	1.00	4.00	9.00	19.00	37.00	43.83
8531	1.00	1.00	1.00	2.00	4.00	10.00	20.00	38.00	47.00	9499	1.00	1.00	1.00	1.00	2.00	7.00	15.00	32.30	38.30
8541	1.00	1.00	1.00	2.00	4.00	10.00	21.00	35.76	56.37	9522	--	--	2.20	4.00	8.00	16.00	26.00	--	--
8544	1.00	1.00	1.00	2.00	4.00	10.00	20.00	36.00	43.50	9527	1.00	1.00	1.00	1.00	2.00	7.00	14.00	29.00	38.00
8545	--	--	1.00	1.25	4.50	16.50	27.30	--	--	9532	1.00	1.00	1.00	1.00	3.00	8.00	17.00	33.00	40.11
8563	1.00	1.00	1.00	1.00	3.00	9.00	15.00	31.00	34.54	9544	--	--	--	1.00	1.00	6.00	--	--	--
8566	1.00	1.00	1.00	1.00	2.00	6.00	14.00	26.80	35.80	9565	1.00	1.00	1.00	1.00	3.00	7.00	16.00	31.52	39.00
8583	1.00	1.00	1.00	1.00	2.00	8.00	16.00	29.00	33.00	9570	1.00	1.00	1.00	1.00	2.00	6.00	13.00	25.74	29.87
8584	1.00	1.00	1.00	1.00	3.00	8.00	18.00	36.00	42.64	9574	--	--	1.00	1.00	2.50	11.00	15.40	--	--
8623	1.00	1.00	1.00	1.00	3.00	9.00	17.40	30.88	39.88	9588	1.00	1.00	1.00	1.00	3.00	9.00	18.00	36.00	50.69
8625	1.00	1.00	1.00	2.00	5.00	11.00	20.00	40.00	46.02	9665	1.00	1.00	1.00	1.00	4.00	9.00	19.00	37.00	44.00
8630	1.00	1.00	1.00	1.00	3.00	8.00	15.00	30.00	34.34	9715	1.00	1.00	1.00	1.00	4.00	9.00	18.00	34.00	39.00
8631	1.00	1.00	1.00	2.00	4.00	9.00	17.90	44.56	55.39	9729	1.00	1.00	1.00	2.00	4.00	11.00	20.00	39.00	47.00
8646	1.00	1.00	1.00	2.00	4.00	10.00	18.00	35.00	43.00	9772	1.00	1.00	1.00	2.00	3.00	9.00	18.30	37.66	47.83
8647	1.00	1.00	1.00	1.00	2.00	7.00	15.00	29.28	35.00	9814	--	--	1.60	2.00	4.00	14.00	24.40	--	--
8677	1.00	1.00	1.00	3.00	5.00	11.00	21.00	41.64	42.64	9815	1.00	1.00	1.00	2.00	4.00	10.00	20.00	35.42	45.71
8696	--	--	1.00	2.00	5.50	10.50	16.30	--	--	9816	--	1.00	1.00	1.00	3.00	11.00	16.00	41.50	--
8743	1.00	1.00	1.00	2.00	4.00	10.00	21.00	39.00	48.33	9817	1.00	1.00	1.00	1.00	3.00	8.00	15.00	31.00	36.00
8761	1.00	1.00	1.00	1.00	2.00	6.00	13.00	28.00	33.00	9829	1.00	1.00	1.00	1.00	2.00	6.00	14.00	36.18	46.18
8778	1.00	1.00	1.00	1.00	4.00	10.00	18.00	33.00	44.00	9830	1.00	1.00	1.00	1.00	3.00	7.00	12.30	26.72	56.80
8845	1.00	1.00	1.00	1.00	3.00	10.00	20.00	38.00	49.14	9858	1.00	1.00	1.00	2.00	3.00	8.00	16.00	35.00	40.26
8859	1.00	1.00	1.00	2.00	5.00	11.00	22.00	41.00	50.00	9893	1.00	1.00	1.00	1.00	4.00	9.00	18.00	34.00	45.19
8898	1.00	1.00	1.00	2.00	5.00	11.25	22.00	39.00	46.00	9916	1.00	1.00	1.00	1.00	4.00	11.00	19.00	36.00	41.00
8908	--	--	1.00	2.00	4.00	9.75	20.50	--	--	9976	1.00	1.00	1.00	1.00	3.00	8.00	17.00	39.00	45.00

Appendix 4–5.4. Empirical distribution of storm duration defined by 18-hour minimum interevent time for hourly rainfall stations in Texas.

[--, not available]

Station no.	Duration (hours) 1st percentile	2nd percentile	10th percentile	25th percentile	50th percentile (median)	75th percentile	90th percentile	98th percentile	99th percentile
0015	--	--	--	5.00	10.00	13.00	--	--	--
0016	1.00	1.00	1.00	2.00	4.00	14.00	26.70	52.00	61.17
0050	1.00	1.00	1.00	2.00	5.00	14.00	25.00	45.00	56.98
0054	--	--	1.00	1.00	4.00	12.75	25.00	--	--
0120	--	--	1.80	4.00	16.00	23.50	69.80	--	--
0145	1.00	1.00	1.00	1.00	1.00	18.00	25.00	59.40	85.04
0146	--	--	1.00	3.50	7.00	12.00	31.80	--	--
0174	1.00	1.00	1.00	1.00	2.00	7.00	19.20	47.00	60.64
0178	--	--	1.00	1.00	2.00	11.75	37.80	--	--
0179	1.00	1.00	1.00	1.00	3.00	7.00	20.00	45.14	61.35
0202	1.00	1.00	1.00	1.00	2.00	7.00	18.00	30.20	41.20
0206	1.00	1.00	1.00	1.00	3.00	11.00	22.00	41.00	48.44
0208	--	--	--	--	7.00	--	--	--	--
0211	1.00	1.00	1.00	2.00	4.00	13.00	26.00	44.00	53.40
0244	--	1.00	2.00	2.00	9.00	22.50	42.00	73.80	--
0248	1.00	1.00	1.00	1.00	3.00	8.00	19.00	41.00	51.00
0262	1.00	1.00	1.00	2.00	5.00	13.00	25.00	50.62	60.31
0271	--	--	1.80	4.00	13.00	29.50	51.20	--	--
0380	1.00	1.00	1.00	2.00	4.00	12.75	24.00	41.08	49.27
0394	--	--	--	2.25	6.00	24.00	--	--	--
0408	--	--	1.00	2.00	5.50	14.50	31.00	--	--
0427	--	--	1.00	1.00	3.00	13.00	37.00	--	--
0428	1.00	1.00	1.00	2.00	5.00	17.00	31.00	58.00	70.00
0429	1.00	1.00	1.00	2.00	7.00	23.00	38.00	72.92	75.48
0463	1.00	1.00	1.00	1.00	3.00	12.00	24.90	52.74	73.53
0493	--	--	1.70	3.00	8.50	17.25	28.00	--	--
0495	1.00	1.00	1.00	1.00	2.00	9.00	19.50	50.10	65.05
0496	--	--	1.00	1.00	1.00	1.00	3.20	--	--
0498	--	--	1.00	1.00	1.00	2.00	16.20	--	--
0509	1.00	1.00	1.00	1.00	4.00	13.00	27.00	52.12	66.00
0518	1.00	1.00	1.00	1.00	4.00	12.00	22.00	44.00	52.00
0521	--	--	1.00	3.00	5.00	16.00	21.40	--	--
0556	1.00	1.00	1.00	2.00	5.00	10.75	25.90	55.66	72.83
0569	1.00	1.00	1.00	1.00	4.00	12.00	25.00	49.00	60.00
0572	1.00	1.00	1.00	2.00	4.00	12.00	26.00	51.70	65.85
0576	1.00	1.00	1.00	2.00	5.00	17.00	32.00	70.80	76.00
0580	1.00	1.00	1.00	2.00	5.00	12.00	25.00	49.74	55.61
0587	1.00	1.00	1.00	2.00	6.00	14.00	27.00	53.20	70.40
0605	1.00	1.00	1.00	2.00	4.50	12.25	23.00	49.38	109.18
0639	1.00	1.00	1.00	1.00	3.00	9.00	21.00	43.00	53.00
0655	--	--	--	--	.00	--	--	--	--
0665	1.00	1.00	1.00	2.00	4.00	13.00	26.00	49.98	63.00
0689	1.00	1.00	1.00	1.00	3.00	12.00	27.00	58.00	70.00
0690	1.00	1.00	1.00	1.00	2.00	8.00	19.00	34.68	47.00
0691	1.00	1.00	1.00	2.00	4.00	11.00	24.00	45.70	59.00
0708	1.00	1.00	1.00	1.00	3.00	9.00	19.40	49.40	52.74
0738	1.00	1.00	1.00	2.00	5.00	15.00	27.00	48.00	60.21
0776	1.00	1.00	1.00	1.00	3.00	9.00	21.00	41.00	49.00
0779	1.00	1.00	1.00	1.00	2.00	8.00	18.00	37.08	46.12
0784	1.00	1.00	1.00	1.00	3.00	9.00	19.00	44.00	51.03
0786	1.00	1.00	1.00	2.00	4.00	13.00	25.00	50.36	55.54
0917	1.00	1.00	1.00	2.00	5.00	14.00	26.00	52.08	64.54
0923	--	--	1.40	2.00	11.00	20.00	29.60	--	--
0926	1.00	1.00	1.00	2.00	5.00	13.00	25.00	46.30	57.00
0950	--	--	1.00	2.00	3.00	4.00	9.20	--	--
0996	--	--	3.00	4.00	10.50	23.25	39.50	--	--
1013	1.00	1.00	1.00	1.00	2.00	7.75	20.00	42.50	55.50
1017	1.00	1.00	1.00	1.00	4.00	12.00	23.00	50.00	60.75
1042	--	--	3.00	4.00	13.50	20.00	52.70	--	--
1048	--	--	1.50	2.00	5.00	9.25	20.50	--	--
1053	1.00	1.00	1.00	2.00	5.00	14.00	28.00	57.00	64.00
1057	1.00	1.00	1.00	2.00	5.00	12.00	23.60	46.00	57.00
1063	--	--	1.00	5.00	13.00	20.00	26.00	--	--
1068	1.00	1.00	1.00	1.00	4.00	13.00	25.00	47.00	58.74
1080	1.00	1.00	1.00	1.00	2.00	9.00	22.00	42.48	50.68
1081	1.00	1.00	1.00	2.00	5.00	15.00	28.00	49.00	56.67
1133	--	--	1.00	1.00	5.50	20.25	51.50	--	--
1136	1.00	1.00	1.00	1.00	4.00	15.00	29.00	63.42	76.42
1138	--	--	2.00	3.50	6.00	15.00	21.40	--	--
1139	--	1.00	1.00	2.00	7.00	19.50	45.20	65.28	--
1154	1.00	1.00	1.00	1.00	7.00	19.00	31.00	81.40	104.00
1165	1.00	1.00	1.00	2.00	4.00	13.00	24.00	50.66	58.97
1185	1.00	1.00	1.00	1.00	2.00	7.00	17.00	36.00	43.14
1186	1.00	1.00	1.00	2.00	4.00	13.00	29.90	79.94	108.71
1188	--	--	--	1.00	7.00	33.50	--	--	--
1245	--	--	2.30	4.00	8.50	23.25	59.50	--	--
1246	1.00	1.00	1.00	1.00	3.00	12.00	24.00	41.56	52.00
1267	1.00	1.00	1.00	2.00	4.00	11.00	25.10	50.02	57.04
1304	1.00	1.00	1.00	2.00	5.00	14.00	26.00	57.88	63.94
1325	1.00	1.00	1.00	2.00	5.00	15.00	28.00	57.00	69.50
1429	1.00	1.00	1.00	1.00	4.00	12.00	26.00	50.60	66.00
1431	1.00	1.00	1.00	2.00	5.00	15.00	30.00	53.04	72.00
1432	1.00	1.00	1.00	2.00	5.00	16.00	30.00	50.00	61.37
1433	1.00	1.00	1.00	2.00	5.00	15.00	29.00	54.00	65.11
1434	1.00	1.00	1.00	2.00	5.00	14.00	28.00	50.00	58.75
1435	1.00	1.00	1.00	2.00	5.00	15.00	27.00	51.50	65.50
1436	1.00	1.00	1.00	2.00	5.00	15.00	29.00	52.68	68.36
1437	--	--	1.00	2.00	3.00	10.50	32.20	--	--
1438	1.00	1.00	1.00	2.00	5.00	16.00	28.00	50.00	62.48
1462	--	--	--	--	.00	--	--	--	--
1492	1.00	1.00	1.00	1.00	3.00	10.00	23.00	47.52	55.76
1500	--	--	2.00	2.25	6.50	16.25	34.50	--	--
1528	1.00	1.00	1.00	1.00	3.00	8.00	21.00	50.00	60.43
1541	--	1.00	1.00	1.00	3.00	12.00	26.20	43.92	--
1569	1.00	1.00	1.00	2.00	5.00	18.00	31.10	55.62	79.17
1632	--	--	--	1.00	1.00	1.00	--	--	--
1641	1.00	1.00	1.00	1.00	3.00	11.00	24.40	49.48	56.60
1646	1.00	1.00	1.00	1.00	2.00	9.00	20.00	37.00	46.54
1663	--	--	1.00	1.00	2.00	19.50	36.20	--	--
1671	1.00	1.00	1.00	1.00	4.00	13.00	25.00	50.32	61.00
1680	1.00	1.00	1.00	2.00	5.00	15.00	26.00	49.00	55.58
1694	1.00	1.00	1.00	1.00	3.00	12.00	25.20	43.24	60.74
1696	1.00	1.00	1.00	2.00	4.00	11.00	24.70	55.14	71.07
1697	--	1.00	1.00	2.00	3.00	10.00	21.20	42.12	--
1698	1.00	1.00	1.00	1.00	3.00	12.00	23.00	43.00	54.37
1720	1.00	1.00	1.00	1.00	1.00	8.00	21.00	50.00	67.00
1761	--	1.00	1.00	1.00	7.00	18.50	31.20	55.44	--
1773	1.00	1.00	1.00	1.00	5.00	13.00	25.00	48.00	59.00
1810	--	--	1.00	2.75	5.00	8.75	19.70	--	--
1823	--	--	1.20	2.00	6.00	11.00	22.20	--	--
1870	1.00	1.00	1.00	2.00	6.00	16.00	30.20	56.00	72.88
1875	--	--	2.00	3.25	5.50	16.75	23.00	--	--
1876	--	--	1.00	2.00	8.00	19.00	31.40	--	--
1889	1.00	1.00	1.00	1.50	7.00	20.00	41.00	74.80	87.90
1903	1.00	1.00	1.00	1.00	2.00	9.00	18.00	33.08	40.77
1914	--	--	2.00	3.00	5.00	10.00	30.00	--	--
1920	1.00	1.00	1.00	2.00	4.50	13.00	24.30	47.66	62.64
1921	1.00	1.00	1.00	2.00	5.00	13.00	25.00	47.00	59.34
1937	1.00	1.00	1.00	2.00	6.00	15.00	27.00	53.96	70.00
1956	1.00	1.00	1.00	1.00	4.00	12.00	24.00	50.00	59.00
1970	--	--	1.00	2.00	6.50	11.00	55.90	--	--
2014	1.00	1.00	1.00	1.00	4.00	15.00	29.00	54.16	66.48
2015	1.00	1.00	1.00	1.00	4.00	14.00	28.20	60.84	74.92
2019	--	--	1.00	2.00	9.50	22.00	36.30	--	--
2024	1.00	1.00	1.00	1.00	4.00	13.00	26.00	48.00	56.00
2042	--	--	1.00	1.00	3.00	13.00	28.60	--	--
2043	--	1.00	1.00	1.00	1.00	6.75	20.80	46.56	--
2048	1.00	1.00	1.00	1.00	3.00	10.00	24.00	47.08	60.70
2050	--	1.00	1.00	1.00	1.00	17.50	36.70	96.90	--
2051	--	1.00	1.00	1.50	3.00	7.00	24.20	44.08	--
2053	--	--	1.00	1.00	2.50	7.75	11.80	--	--
2073	1.00	1.00	1.00	2.00	4.00	11.50	26.00	48.24	58.24
2082	1.00	1.00	1.00	1.00	2.00	7.00	18.00	36.52	45.26
2086	1.00	1.00	1.00	1.00	4.00	13.00	25.00	44.12	55.00
2088	--	--	1.00	1.00	5.00	17.00	27.00	--	--
2090	1.00	1.00	1.00	1.00	3.00	10.00	21.00	49.00	63.44
2096	1.00	1.00	1.00	1.00	5.00	13.00	25.00	47.54	60.81
2128	1.00	1.00	1.00	2.00	6.00	17.00	32.10	50.00	54.54
2131	1.00	1.00	1.00	1.00	3.00	12.00	23.00	46.00	55.42
2142	--	--	2.00	4.25	8.50	15.25	48.10	--	--

Appendix 4–5.4. Empirical distribution of storm duration defined by 18-hour minimum interevent time for hourly rainfall stations in Texas—Continued.

	Duration (hours)																		
Station no.	1st percentile	2nd percentile	10th percentile	25th percentile	50th percentile (median)	75th percentile	90th percentile	98th percentile	99th percentile	Station no.	1st percentile	2nd percentile	10th percentile	25th percentile	50th percentile (median)	75th percentile	90th percentile	98th percentile	99th percentile
2160	--	--	1.00	1.00	7.00	25.00	46.90	--	--	3463	--	--	1.00	2.00	6.00	16.50	27.50	--	--
2206	1.00	1.00	1.00	2.00	4.00	12.00	24.00	46.00	64.02	3476	1.00	1.00	1.00	2.00	4.00	13.00	26.60	44.00	56.68
2238	1.00	1.00	1.00	1.00	4.00	13.00	26.00	67.20	79.20	3485	--	--	1.30	3.75	7.00	12.25	20.40	--	--
2240	--	1.00	1.00	1.00	1.00	19.00	25.00	51.64	--	3507	1.00	1.00	1.00	1.00	3.00	12.00	23.00	45.48	55.72
2242	1.00	1.00	1.00	2.00	5.00	15.00	28.70	49.00	57.34	3546	1.00	1.00	1.00	1.00	5.00	14.00	26.00	48.56	58.78
2244	1.00	1.00	1.00	1.00	5.00	15.00	27.00	51.00	62.08	3547	1.00	1.00	1.00	1.00	4.00	10.00	21.00	52.26	62.75
2247	--	--	1.00	3.25	6.50	14.25	33.30	--	--	3579	--	1.00	1.00	2.00	5.00	15.00	27.80	50.92	--
2309	1.00	1.00	1.00	2.00	6.00	15.00	30.00	50.00	58.18	3642	1.00	1.00	1.00	2.00	5.00	13.00	25.00	46.24	54.62
2312	1.00	1.00	1.00	1.00	4.00	13.00	22.20	44.68	61.52	3646	1.00	1.00	1.00	2.00	5.00	13.00	25.00	46.08	62.68
2334	--	1.00	1.00	1.00	5.00	19.00	27.80	34.88	--	3668	--	--	2.90	4.00	11.00	20.00	47.80	--	--
2336	1.00	1.00	1.00	1.00	3.00	11.00	20.10	38.28	52.01	3673	--	--	1.30	3.75	11.00	23.00	49.10	--	--
2354	--	--	1.00	1.50	3.00	12.50	22.80	--	--	3686	1.00	1.00	1.00	1.00	4.00	11.00	24.00	45.00	50.87
2355	--	--	1.00	2.00	4.00	15.75	43.50	--	--	3691	1.00	1.00	1.00	1.00	4.00	11.00	23.00	42.80	52.00
2357	1.00	1.00	1.00	1.00	3.00	13.00	28.00	53.00	63.98	3734	--	--	1.00	2.00	9.00	21.00	36.20	--	--
2360	1.00	1.00	1.00	1.00	4.00	13.00	27.00	53.00	67.00	3771	1.00	1.00	1.00	1.00	3.00	10.00	21.00	40.00	49.00
2361	1.00	1.00	1.00	1.00	3.00	8.25	23.00	39.32	53.54	3789	--	1.00	1.00	1.00	1.00	7.00	19.00	57.16	--
2394	1.00	1.00	1.00	2.00	5.00	13.00	26.00	47.00	57.64	3826	1.00	1.00	1.00	2.00	4.00	11.00	19.00	51.36	69.32
2404	1.00	1.00	1.00	2.00	5.00	13.00	25.00	44.24	54.00	3831	1.00	1.00	1.00	2.00	5.00	15.00	27.00	47.78	60.17
2415	1.00	1.00	1.00	2.00	5.00	14.00	27.00	51.00	60.70	3841	1.00	1.00	1.00	1.00	3.00	9.50	19.80	42.68	74.18
2462	1.00	1.00	1.00	2.00	4.00	13.00	27.00	49.00	54.11	3871	1.00	1.00	1.00	2.00	5.00	14.00	28.00	52.00	65.00
2528	1.00	1.00	1.00	1.00	5.00	11.25	34.30	55.58	78.32	3884	--	--	1.10	3.25	6.50	10.50	15.80	--	--
2617	1.00	1.00	1.00	2.00	5.00	13.00	27.40	53.44	56.72	3941	--	1.00	1.00	3.00	9.00	16.75	43.20	81.24	--
2619	1.00	1.00	1.00	1.00	4.00	12.00	25.00	57.76	77.68	3963	--	--	--	1.00	1.00	4.50	--	--	--
2621	1.00	1.00	1.00	1.00	3.00	12.00	23.00	42.00	49.84	4040	1.00	1.00	1.00	2.00	4.00	11.00	23.00	39.66	53.00
2675	1.00	1.00	1.00	1.00	4.00	11.00	23.00	50.00	58.91	4058	--	--	1.00	3.00	4.50	20.50	40.80	--	--
2676	1.00	1.00	1.00	1.00	2.00	9.00	21.00	43.24	55.00	4098	1.00	1.00	1.00	1.00	2.00	8.00	19.00	37.00	47.00
2679	1.00	1.00	1.00	1.00	3.00	11.00	24.00	47.22	57.61	4100	1.00	1.00	1.00	2.00	4.00	10.00	21.00	46.50	54.50
2715	1.00	1.00	1.00	2.00	5.00	13.00	24.00	44.00	52.18	4137	1.00	1.00	1.00	1.00	3.00	11.00	21.00	37.00	44.53
2744	1.00	1.00	1.00	1.00	3.00	10.00	23.00	47.00	58.95	4191	1.00	1.00	1.00	1.00	4.00	12.00	24.00	47.30	60.00
2758	1.00	1.00	1.00	2.00	4.00	13.50	30.20	93.36	96.94	4256	--	--	--	--	.00	--	--	--	--
2794	--	--	1.00	1.00	4.00	10.00	24.80	--	--	4257	1.00	1.00	1.00	1.00	4.00	14.00	25.00	44.00	54.26
2797	1.00	1.00	1.00	1.00	3.00	9.00	22.00	39.00	47.29	4258	1.00	1.00	1.00	1.00	3.00	15.00	25.00	49.40	60.70
2811	1.00	1.00	1.00	1.00	3.00	10.00	23.00	47.00	57.00	4278	1.00	1.00	1.00	2.00	4.00	11.25	24.00	51.00	63.53
2813	--	--	1.00	1.00	3.50	12.00	32.30	--	--	4299	1.00	1.00	1.00	1.00	2.50	5.25	17.10	36.62	48.34
2814	--	--	1.00	1.00	1.00	11.75	31.30	--	--	4300	1.00	1.00	1.00	2.00	5.00	16.00	31.00	57.04	72.76
2815	1.00	1.00	1.00	1.00	3.00	9.00	19.00	30.76	36.38	4305	1.00	1.00	1.00	2.00	5.00	16.00	29.00	61.02	74.00
2818	1.00	1.00	1.00	1.00	4.00	11.00	23.70	46.00	77.46	4307	1.00	1.00	1.00	1.00	5.00	19.00	37.00	70.80	85.50
2986	1.00	1.00	1.00	2.00	7.00	17.00	30.00	55.50	66.95	4309	1.00	1.00	1.00	2.00	4.00	12.00	24.00	51.00	62.36
3005	1.00	1.00	1.00	1.00	4.00	12.00	23.00	42.00	52.00	4311	1.00	1.00	1.00	2.00	4.00	12.00	26.00	51.54	63.00
3033	1.00	1.00	1.00	2.00	3.00	6.00	16.00	31.00	36.56	4313	1.00	1.00	1.00	2.00	5.00	18.00	34.00	48.52	55.63
3034	--	--	--	--	1.00	--	--	--	--	4319	--	1.00	1.00	2.50	6.00	16.50	27.00	47.24	--
3047	--	--	1.40	3.00	6.00	23.00	46.80	--	--	4329	1.00	1.00	1.00	2.00	4.00	13.00	26.00	53.00	62.66
3103	--	--	1.00	1.00	4.00	12.50	24.80	--	--	4331	--	--	--	--	.00	--	--	--	--
3133	1.00	1.00	1.00	2.00	5.00	13.00	25.00	47.00	53.31	4375	1.00	1.00	1.00	1.00	3.00	10.00	21.00	45.52	63.38
3156	1.00	1.00	1.00	1.00	5.00	15.75	30.00	63.28	72.94	4392	1.00	1.00	1.00	3.00	6.00	19.00	31.00	60.64	87.02
3171	1.00	1.00	1.00	2.00	5.00	14.00	25.00	47.60	54.30	4425	1.00	1.00	1.00	1.00	2.00	9.00	21.00	42.00	46.00
3189	1.00	1.00	1.00	1.00	2.00	9.00	21.00	50.40	73.20	4440	1.00	1.00	1.00	2.00	5.00	14.00	26.00	50.00	69.00
3260	1.00	1.00	1.00	1.00	5.00	12.00	24.40	36.64	52.08	4476	1.00	1.00	1.00	1.00	4.00	12.00	22.00	40.00	50.54
3267	1.00	1.00	1.00	2.00	4.00	9.75	27.90	41.94	102.39	4498	--	--	1.00	1.00	2.00	4.00	25.20	--	--
3270	1.00	1.00	1.00	1.00	2.00	8.00	19.00	34.36	44.36	4517	1.00	1.00	1.00	2.00	5.00	14.00	27.00	50.44	63.00
3272	--	--	1.00	1.00	2.00	12.00	31.00	--	--	4520	1.00	1.00	1.00	1.00	3.00	11.00	23.00	39.00	46.28
3277	--	--	1.00	1.00	1.00	8.50	28.00	--	--	4525	--	--	1.00	2.00	5.00	30.50	68.40	--	--
3278	1.00	1.00	1.00	1.00	3.00	7.00	19.00	42.36	49.00	4563	--	--	1.00	2.00	4.50	8.50	23.40	--	--
3280	1.00	1.00	1.00	1.00	3.00	6.00	18.90	35.98	54.39	4570	1.00	1.00	1.00	1.00	3.00	12.00	23.00	46.00	55.29
3281	--	--	1.00	1.00	2.00	5.00	20.20	--	--	4577	1.00	1.00	1.00	1.00	4.00	12.00	24.00	47.00	58.38
3283	1.00	1.00	1.00	2.00	6.00	17.00	31.00	57.24	67.36	4591	1.00	1.00	1.00	2.00	6.00	15.00	28.40	53.08	66.08
3284	1.00	1.00	1.00	1.00	4.00	12.00	24.40	47.00	60.00	4670	1.00	1.00	1.00	1.00	3.00	11.00	22.00	43.88	55.32
3285	1.00	1.00	1.00	1.00	3.00	11.00	23.00	41.00	50.74	4671	1.00	1.00	1.00	1.00	7.00	13.00	25.00	50.80	78.40
3329	1.00	1.00	1.00	2.00	5.00	14.00	27.00	52.00	66.36	4679	1.00	1.00	1.00	1.00	4.00	13.00	24.00	43.00	54.00
3335	1.00	1.00	1.00	2.00	5.00	17.00	33.40	54.00	62.00	4696	--	--	1.00	1.25	4.00	6.75	35.60	--	--
3370	1.00	1.00	1.00	2.00	5.00	13.00	24.00	44.00	50.30	4703	1.00	1.00	1.00	1.00	3.00	10.50	23.00	46.80	109.10
3410	1.00	1.00	1.00	1.00	3.00	11.00	22.00	43.00	54.48	4704	1.00	1.00	1.00	2.00	6.00	18.00	28.00	55.00	66.98
3415	1.00	1.00	1.00	1.00	4.00	12.00	23.00	45.00	55.03	4731	1.00	1.00	1.00	1.00	5.00	17.50	31.00	64.00	99.40
3430	1.00	1.00	1.00	2.00	5.00	15.00	28.00	57.90	69.00	4792	1.00	1.00	1.00	1.00	3.00	10.00	22.00	45.00	51.00
3431	1.00	1.00	1.00	1.00	7.00	25.00	37.00	67.00	73.00	4819	1.00	1.00	1.00	1.00	4.00	12.00	23.60	46.44	57.32
3441	--	--	1.00	1.00	3.00	10.50	29.20	--	--	4852	--	--	1.00	1.00	1.00	2.75	13.20	--	--
3442	1.00	1.00	1.00	2.00	5.00	11.00	22.00	51.44	59.08	4866	1.00	1.00	1.00	2.00	4.00	13.00	25.00	46.00	57.00
3446	1.00	1.00	1.00	2.00	3.00	8.00	19.00	38.00	48.04	4876	1.00	1.00	1.00	1.00	4.00	11.25	23.00	49.54	74.64
3460	--	--	1.00	2.00	6.00	16.50	25.30	--	--	4878	1.00	1.00	1.00	2.00	5.00	16.00	28.00	55.00	67.00
3462	1.00	1.00	1.00	2.00	5.00	14.00	24.20	50.72	64.97	4880	1.00	1.00	1.00	1.00	3.00	10.00	22.00	44.16	57.00

Appendix 4–5.4. Empirical distribution of storm duration defined by 18-hour minimum interevent time for hourly rainfall stations in Texas—Continued.

	Duration (hours)																		
Station no.	1st percentile	2nd percentile	10th percentile	25th percentile	50th percentile (median)	75th percentile	90th percentile	98th percentile	99th percentile	Station no.	1st percentile	2nd percentile	10th percentile	25th percentile	50th percentile (median)	75th percentile	90th percentile	98th percentile	99th percentile
4920	1.00	1.00	1.00	1.00	3.00	10.00	22.40	47.00	59.00	5957	1.00	1.00	1.00	1.00	3.00	10.00	21.00	40.44	52.00
4934	--	--	--	1.00	3.00	15.00	--	--	--	5958	1.00	1.00	1.00	2.00	4.00	15.00	28.30	62.46	67.00
4972	1.00	1.00	1.00	1.00	4.00	12.00	25.00	44.00	54.00	5973	--	1.00	1.00	2.75	7.00	17.25	35.70	71.24	--
4973	1.00	1.00	1.00	2.50	6.00	17.00	28.00	43.96	53.86	5996	1.00	1.00	1.00	1.00	4.00	13.00	25.00	47.00	57.38
4974	1.00	1.00	1.00	1.00	4.00	11.00	23.00	44.96	57.00	6017	1.00	1.00	1.00	1.00	3.00	10.00	25.00	46.16	56.48
4975	1.00	1.00	1.00	1.00	4.00	12.00	23.00	42.00	48.00	6024	1.00	1.00	1.00	2.00	5.00	17.00	28.00	60.40	69.95
4978	1.00	1.00	1.00	1.00	3.00	12.00	22.60	39.64	62.78	6050	--	--	1.00	5.00	8.00	13.00	19.00	--	--
4979	--	--	1.00	4.75	7.00	18.25	53.50	--	--	6104	1.00	1.00	1.00	1.00	2.00	7.00	20.00	42.00	54.00
4982	1.00	1.00	1.00	2.00	4.00	12.00	22.00	41.00	51.20	6108	1.00	1.00	1.00	1.00	4.00	13.00	25.00	49.00	55.00
5018	1.00	1.00	1.00	2.00	5.00	12.00	23.00	41.66	48.33	6136	1.00	1.00	1.00	1.00	2.00	8.00	19.00	40.00	47.00
5048	1.00	1.00	1.00	1.00	2.00	9.00	21.00	43.00	53.00	6166	--	1.00	1.00	2.00	4.00	10.50	23.00	43.24	--
5049	--	1.00	1.00	1.00	2.00	8.00	12.80	30.52	--	6176	1.00	1.00	1.00	2.00	5.00	14.25	26.00	55.00	77.05
5056	--	--	--	1.00	4.00	12.50	--	--	--	6177	1.00	1.00	1.00	1.00	4.00	13.00	25.00	48.00	59.66
5057	1.00	1.00	1.00	1.00	3.00	12.00	27.00	61.00	71.56	6210	1.00	1.00	1.00	1.00	4.00	12.00	23.00	43.34	51.34
5060	1.00	1.00	1.00	2.00	3.00	10.00	26.00	57.58	92.87	6211	1.00	1.00	1.00	1.00	3.00	12.00	25.90	50.44	61.18
5081	1.00	1.00	1.00	2.00	6.00	16.00	28.50	56.00	78.00	6270	1.00	1.00	1.00	1.00	4.00	13.00	24.00	45.76	55.76
5094	1.00	1.00	1.00	1.00	4.00	12.00	23.00	43.00	54.48	6275	--	--	--	--	.00	--	--	--	--
5113	1.00	1.00	1.00	1.00	4.00	13.00	26.00	54.00	68.04	6276	--	--	1.00	3.50	6.00	25.00	41.60	--	--
5114	--	--	--	--	.00	--	--	--	--	6335	1.00	1.00	1.00	2.00	5.00	13.00	25.00	47.00	55.42
5123	--	--	1.00	2.00	3.00	10.00	20.20	--	--	6434	--	--	2.60	5.00	8.00	18.00	33.80	--	--
5192	1.00	1.00	1.00	2.00	4.00	12.00	24.00	43.14	52.07	6504	1.00	1.00	1.00	1.00	3.00	10.00	21.00	40.00	56.00
5193	1.00	1.00	1.00	2.00	4.00	14.00	26.00	49.00	58.54	6558	--	--	1.00	1.50	6.00	13.00	24.00	--	--
5224	1.00	1.00	1.00	1.50	5.00	15.00	27.40	51.92	56.82	6615	1.00	1.00	1.00	1.00	2.00	8.00	21.00	39.68	48.21
5228	1.00	1.00	1.00	1.00	3.00	10.00	23.00	49.24	53.00	6660	--	1.00	1.00	2.00	6.00	18.00	35.60	62.20	--
5235	--	--	1.00	2.00	11.00	21.00	29.00	--	--	6663	--	1.00	1.00	1.00	1.00	8.00	17.40	46.40	--
5247	1.00	1.00	1.00	1.00	3.00	10.00	22.00	45.48	56.74	6734	1.00	1.00	1.00	2.00	4.00	13.00	22.20	47.04	55.56
5258	1.00	1.00	1.00	2.00	5.00	15.00	28.00	48.00	58.00	6736	1.00	1.00	1.00	1.00	3.00	8.00	19.00	44.00	56.00
5303	1.00	1.00	1.00	2.00	4.00	13.00	26.00	52.06	59.06	6740	--	--	1.40	2.50	7.00	34.50	72.00	--	--
5312	1.00	1.00	1.00	1.00	3.00	9.00	22.00	45.00	55.60	6750	1.00	1.00	1.00	1.00	6.00	14.50	36.00	64.64	67.00
5341	--	--	1.30	2.75	5.50	27.00	37.40	--	--	6757	1.00	1.00	1.00	2.00	5.00	14.00	26.00	52.06	62.00
5342	--	--	--	--	.00	--	--	--	--	6775	1.00	1.00	1.00	2.00	5.00	15.00	25.00	48.00	57.84
5348	1.00	1.00	1.00	1.00	4.00	13.00	24.00	47.32	58.66	6776	1.00	1.00	1.00	1.00	3.00	9.00	21.00	40.00	49.00
5358	1.00	1.00	1.00	2.00	4.00	10.00	23.00	46.00	54.63	6788	1.00	1.00	1.00	3.00	6.00	13.00	23.70	33.48	44.55
5398	1.00	1.00	1.00	2.00	5.00	14.00	26.00	51.00	63.40	6792	1.00	1.00	1.00	1.00	2.00	6.00	17.00	36.38	45.69
5410	1.00	1.00	1.00	1.00	3.00	8.50	21.00	42.00	54.94	6794	--	--	1.00	6.00	19.00	31.00	39.00	--	--
5411	1.00	1.00	1.00	2.00	4.00	13.00	25.00	54.42	67.00	6834	1.00	1.00	1.00	1.00	4.00	12.00	23.00	43.00	50.96
5424	1.00	1.00	1.00	1.00	7.00	19.00	43.00	73.68	81.34	6893	1.00	1.00	1.00	1.00	2.00	7.00	16.00	34.42	52.63
5429	1.00	1.00	1.00	1.00	4.00	12.00	25.50	48.30	62.30	6935	1.00	1.00	1.00	1.00	2.00	7.25	18.00	36.82	47.41
5431	--	--	1.50	3.75	13.50	26.50	43.50	--	--	6981	1.00	1.00	1.00	2.00	4.00	11.75	29.00	47.38	57.60
5461	1.00	1.00	1.00	2.00	5.00	14.00	29.00	56.08	64.54	7020	1.00	1.00	1.00	3.00	7.00	19.00	31.80	62.80	80.28
5463	1.00	1.00	1.00	1.00	3.00	11.00	23.00	44.40	53.00	7060	1.00	1.00	1.00	1.00	3.00	10.00	21.00	35.46	47.23
5471	--	--	1.00	1.00	1.00	11.75	28.50	--	--	7066	1.00	1.00	1.00	2.00	5.00	14.00	27.00	48.68	60.34
5477	--	--	1.00	1.00	3.00	9.00	24.20	--	--	7074	1.00	1.00	1.00	1.00	3.00	8.00	19.00	42.00	48.00
5528	1.00	1.00	1.00	2.00	4.00	11.00	23.00	42.94	49.00	7097	1.00	1.00	1.00	2.00	4.00	14.00	25.70	53.88	77.28
5579	--	--	--	--	15.00	--	--	--	--	7116	1.00	1.00	1.00	2.00	4.00	10.00	22.90	41.00	51.17
5580	--	--	1.50	3.00	5.00	13.75	23.00	--	--	7140	1.00	1.00	1.00	1.00	4.00	12.00	25.00	49.00	62.86
5589	1.00	1.00	1.00	1.00	2.00	7.00	19.00	37.72	61.90	7173	1.00	1.00	1.00	2.00	4.00	16.00	32.30	60.86	68.43
5590	1.00	1.00	1.00	2.00	3.00	13.00	22.20	47.20	57.36	7174	1.00	1.00	1.00	2.00	5.00	16.00	30.00	57.00	72.00
5591	1.00	1.00	1.00	2.00	3.00	6.00	19.00	41.00	55.79	7213	1.00	1.00	1.00	2.00	4.00	14.00	25.00	53.98	60.00
5592	1.00	1.00	1.00	2.00	3.00	7.00	18.00	41.16	51.58	7243	1.00	1.00	1.00	1.00	3.00	12.00	24.00	47.00	60.24
5594	1.00	1.00	1.00	1.00	2.00	4.00	16.00	37.48	50.18	7262	--	1.00	1.00	1.00	1.00	7.00	19.00	52.20	--
5595	--	--	--	--	1.50	--	--	--	--	7274	1.00	1.00	1.00	1.00	4.00	10.00	21.40	36.76	49.00
5596	1.00	1.00	1.00	1.00	2.00	6.00	18.00	38.74	47.37	7300	1.00	1.00	1.00	2.00	4.00	10.00	21.00	39.16	50.00
5600	1.00	1.00	1.00	2.00	3.00	7.00	23.00	47.66	70.88	7311	--	--	1.00	1.00	5.00	10.00	25.50	--	--
5618	--	--	2.00	2.25	7.50	19.00	35.20	--	--	7363	--	--	1.10	3.25	7.00	20.25	34.00	--	--
5650	--	--	1.00	3.00	6.00	11.00	16.00	--	--	7422	1.00	1.00	1.00	1.00	4.00	12.00	25.00	50.04	60.02
5656	1.00	1.00	1.00	1.00	2.00	10.00	20.70	40.14	51.00	7431	1.00	1.00	1.00	1.00	3.00	9.00	20.00	39.34	51.00
5658	1.00	1.00	1.00	2.00	4.00	10.50	23.00	51.00	68.66	7481	1.00	1.00	1.00	1.00	3.00	8.00	18.80	44.00	49.48
5661	1.00	1.00	1.00	1.00	2.00	10.00	23.30	48.12	79.11	7497	1.00	1.00	1.00	1.00	3.00	12.00	23.00	44.60	61.60
5666	--	--	1.00	2.00	4.00	16.25	25.70	--	--	7498	1.00	1.00	1.00	1.00	3.00	11.00	23.00	46.00	48.32
5695	1.00	1.00	1.00	1.00	4.00	13.00	25.00	44.28	55.56	7499	1.00	1.00	1.00	1.00	3.00	11.00	23.60	42.00	52.00
5742	--	--	1.00	1.00	5.00	19.25	34.70	--	--	7531	1.00	1.00	1.00	2.00	6.00	16.50	34.80	56.80	68.66
5766	--	--	2.00	5.00	17.00	22.00	28.00	--	--	7534	1.00	1.00	1.00	1.00	3.00	12.25	24.50	53.10	67.20
5770	1.00	1.00	1.00	1.00	3.00	11.00	22.00	45.82	55.00	7556	1.00	1.00	1.00	1.00	4.00	11.00	22.00	40.98	49.99
5775	--	--	1.00	1.00	3.00	6.00	16.70	--	--	7594	1.00	1.00	1.00	2.00	4.00	12.00	25.00	50.00	60.00
5779	--	--	1.00	1.00	7.00	16.00	29.00	--	--	7596	1.00	1.00	1.00	1.50	3.00	9.50	24.00	49.08	71.24
5840	1.00	1.00	1.00	2.00	5.00	14.75	28.00	55.34	79.05	7608	1.00	1.00	1.00	1.00	4.00	12.00	23.00	46.00	52.96
5890	1.00	1.00	1.00	2.00	4.00	12.00	25.00	48.00	56.59	7622	--	--	1.00	1.00	2.00	8.50	20.00	--	--
5891	1.00	1.00	1.00	2.00	3.00	10.00	16.70	40.34	58.63	7700	1.00	1.00	1.00	2.00	5.00	15.00	28.00	54.92	66.96
5897	1.00	1.00	1.00	1.00	3.00	12.00	23.00	43.00	49.90	7706	1.00	1.00	1.00	1.00	3.00	12.00	23.00	47.00	55.10

Appendix 4–5.4. Empirical distribution of storm duration defined by 18-hour minimum interevent time for hourly rainfall stations in Texas—Continued.

	Duration (hours)																		
Station no.	1st percentile	2nd percentile	10th percentile	25th percentile	50th percentile (median)	75th percentile	90th percentile	98th percentile	99th percentile	Station no.	1st percentile	2nd percentile	10th percentile	25th percentile	50th percentile (median)	75th percentile	90th percentile	98th percentile	99th percentile
7718	--	1.00	1.00	2.00	7.00	21.00	35.70	79.42	--	8910	--	--	2.00	3.00	5.00	9.50	15.80	--	--
7745	1.00	1.00	1.00	2.00	7.00	20.00	33.60	56.72	67.87	8911	1.00	1.00	1.00	1.00	4.00	10.00	21.40	42.00	53.74
7922	1.00	1.00	1.00	1.00	2.00	7.00	18.00	36.92	48.76	8924	1.00	1.00	1.00	1.00	2.00	5.00	16.00	34.24	39.81
7936	1.00	1.00	1.00	1.00	4.00	12.00	24.00	45.86	58.43	8929	--	--	1.00	1.75	7.00	26.75	43.20	--	--
7943	1.00	1.00	1.00	2.00	4.00	13.00	26.00	51.00	58.45	8942	1.00	1.00	1.00	1.00	4.00	14.00	25.00	45.00	55.00
7944	--	1.00	1.00	1.00	4.00	15.00	31.00	76.84	--	8944	1.00	1.00	1.00	1.00	4.00	13.00	25.00	46.02	65.01
7945	1.00	1.00	1.00	2.00	5.00	17.00	30.00	64.26	76.00	8996	1.00	1.00	1.00	2.00	4.00	12.00	25.00	49.92	61.46
7947	1.00	1.00	1.00	1.00	4.00	12.00	27.00	60.92	67.46	9014	--	--	2.00	4.25	8.00	13.75	26.20	--	--
7948	1.00	1.00	1.00	1.00	4.00	12.00	25.60	45.00	52.78	9037	1.00	1.00	1.00	1.00	3.00	8.00	19.00	47.96	69.00
7951	1.00	1.00	1.00	2.00	5.00	13.00	24.00	46.02	61.53	9106	1.00	1.00	1.00	2.00	3.00	9.00	25.80	53.44	88.26
7953	1.00	1.00	1.00	2.00	4.00	13.25	29.90	63.38	97.37	9107	--	--	1.00	1.00	1.00	7.00	37.20	--	--
7981	1.00	1.00	1.00	1.00	4.00	12.00	26.30	65.02	80.37	9129	--	1.00	1.00	1.00	3.00	17.00	28.40	45.52	--
7990	1.00	1.00	1.00	1.25	5.00	18.00	36.00	80.56	138.42	9163	1.00	1.00	1.00	1.00	4.00	12.00	24.00	44.84	53.00
7992	--	--	3.00	4.00	7.00	15.25	39.00	--	--	9213	1.00	1.00	1.00	1.00	7.00	13.75	37.00	73.00	86.00
7997	1.00	1.00	1.00	2.00	4.00	10.00	21.00	57.28	76.24	9214	--	--	1.00	2.25	4.00	8.50	35.20	--	--
7999	--	--	1.00	1.00	4.00	13.00	21.40	--	--	9222	1.00	1.00	1.00	2.00	6.00	18.00	33.20	59.68	75.88
8022	--	1.00	1.00	1.00	2.50	16.75	29.90	74.54	--	9248	1.00	1.00	1.00	1.00	3.00	16.00	28.60	52.30	56.49
8023	1.00	1.00	1.00	1.00	3.00	9.00	21.00	44.76	55.38	9266	--	1.00	1.00	2.00	5.00	15.00	28.00	58.80	--
8047	1.00	1.00	1.00	1.00	4.00	11.00	23.00	47.00	55.00	9270	1.00	1.00	1.00	1.00	2.00	7.00	19.00	41.00	50.22
8060	1.00	1.00	1.00	2.00	4.00	13.50	26.40	62.58	92.73	9295	--	1.00	1.00	1.00	1.00	7.00	25.00	38.20	--
8062	--	--	1.00	2.00	3.00	12.00	30.80	--	--	9304	--	--	--	3.50	5.50	10.50	--	--	--
8068	--	--	1.00	1.00	3.00	11.25	22.50	--	--	9307	1.00	1.00	1.00	1.75	4.00	11.00	24.40	41.42	52.99
8081	1.00	1.00	1.00	1.00	4.00	12.00	26.00	55.00	72.28	9328	1.00	1.00	1.00	1.00	3.00	13.00	29.20	66.10	90.55
8089	--	--	1.00	1.75	4.00	13.00	21.00	--	--	9329	--	--	1.00	3.25	8.50	21.50	57.80	--	--
8221	--	--	1.00	4.00	7.00	21.00	34.00	--	--	9345	--	--	--	--	10.00	--	--	--	--
8252	1.00	1.00	1.00	1.00	3.00	9.00	21.00	41.70	54.00	9363	1.00	1.00	1.00	1.00	4.00	15.00	30.00	56.00	78.24
8265	1.00	1.00	1.00	2.00	5.00	16.00	31.00	55.88	65.32	9364	1.00	1.00	1.00	1.00	4.00	13.00	27.00	54.00	67.00
8289	--	1.00	1.00	1.00	4.00	12.00	24.80	51.78	--	9365	--	--	1.00	2.00	4.00	7.00	25.00	--	--
8305	1.00	1.00	1.00	1.00	2.00	7.00	20.00	35.00	43.00	9371	1.00	1.00	1.00	2.00	4.00	13.00	32.70	54.02	67.39
8335	1.00	1.00	1.00	2.00	6.00	16.00	29.00	56.68	66.52	9417	1.00	1.00	1.00	2.00	5.00	13.00	24.00	48.24	59.00
8400	1.00	1.00	1.00	1.00	2.00	7.00	19.30	46.72	73.88	9419	1.00	1.00	1.00	2.00	5.00	16.00	30.00	54.00	66.00
8445	1.00	1.00	1.00	2.00	5.00	14.00	28.00	51.16	67.08	9435	--	1.00	1.00	1.00	3.00	7.00	25.60	57.72	--
8446	1.00	1.00	1.00	1.00	4.00	12.00	24.00	45.00	53.63	9491	1.00	1.00	1.00	2.00	4.00	13.00	26.00	49.92	55.38
8451	1.00	1.00	1.00	2.00	4.00	12.00	30.00	54.28	61.12	9499	1.00	1.00	1.00	1.00	3.00	10.00	22.00	42.00	51.38
8531	1.00	1.00	1.00	2.00	5.00	13.00	25.00	49.74	56.48	9522	--	--	3.20	5.00	16.00	24.00	61.00	--	--
8541	--	1.00	1.00	2.75	4.50	17.00	26.00	48.00	--	9527	1.00	1.00	1.00	1.00	3.00	9.00	21.00	41.00	50.00
8544	1.00	1.00	1.00	2.00	4.00	14.00	26.00	55.92	73.92	9532	1.00	1.00	1.00	1.00	4.00	11.00	23.00	44.00	53.00
8545	--	--	1.00	1.50	11.50	25.50	41.20	--	--	9544	--	--	--	1.00	3.00	17.00	--	--	--
8563	1.00	1.00	1.00	1.00	4.00	12.00	22.00	37.00	51.76	9565	1.00	1.00	1.00	1.00	3.00	10.00	22.00	42.20	57.60
8566	1.00	1.00	1.00	1.00	3.00	7.00	19.00	40.36	59.12	9570	1.00	1.00	1.00	1.00	2.00	8.00	21.00	36.28	48.60
8583	1.00	1.00	1.00	1.00	3.00	11.75	22.00	43.62	53.31	9574	--	--	1.00	1.00	2.50	11.00	15.40	--	--
8584	1.00	1.00	1.00	1.00	3.00	11.00	24.00	44.38	55.69	9588	1.00	1.00	1.00	1.00	3.00	11.00	27.00	52.00	66.00
8623	1.00	1.00	1.00	1.00	4.00	12.00	23.00	46.00	56.00	9665	1.00	1.00	1.00	2.00	4.00	13.00	26.00	49.66	58.83
8625	1.00	1.00	1.00	2.00	5.00	13.00	26.00	48.14	58.28	9715	1.00	1.00	1.00	2.00	4.00	12.00	23.00	43.00	50.00
8630	1.00	1.00	1.00	1.00	3.00	10.00	20.00	36.80	43.70	9729	1.00	1.00	1.00	2.00	5.00	14.00	26.00	50.00	60.00
8631	1.00	1.00	1.00	2.00	4.00	11.00	25.00	52.48	66.00	9772	1.00	1.00	1.00	2.00	4.00	12.00	24.00	52.92	73.48
8646	1.00	1.00	1.00	2.00	5.00	12.00	23.00	48.00	54.78	9814	--	--	1.30	2.25	5.50	15.75	25.70	--	--
8647	1.00	1.00	1.00	1.00	3.00	10.00	20.00	38.38	47.57	9815	1.00	1.00	1.00	2.00	5.00	14.00	29.00	60.00	73.32
8677	1.00	1.00	1.00	3.00	7.00	18.00	29.40	57.08	68.26	9816	--	1.00	1.00	1.00	3.00	12.00	19.00	41.56	--
8696	--	--	1.00	2.00	8.00	15.00	21.60	--	--	9817	1.00	1.00	1.00	1.00	3.00	11.00	22.00	42.00	54.14
8743	1.00	1.00	1.00	2.00	5.00	15.00	26.00	53.00	62.53	9829	1.00	1.00	1.00	1.00	3.00	8.00	20.00	49.00	58.00
8761	1.00	1.00	1.00	1.00	3.00	8.00	18.00	37.00	47.75	9830	1.00	1.00	1.00	1.00	3.00	7.25	17.30	35.90	71.73
8778	1.00	1.00	1.00	1.00	4.00	13.00	24.00	47.00	57.02	9858	1.00	1.00	1.00	2.00	4.00	9.00	22.00	44.00	51.00
8845	1.00	1.00	1.00	1.00	4.00	14.00	27.00	55.56	70.28	9893	1.00	1.00	1.00	1.00	4.00	12.00	24.00	46.00	58.34
8859	1.00	1.00	1.00	2.00	5.00	15.00	30.00	55.00	69.20	9916	1.00	1.00	1.00	1.00	5.00	14.00	25.00	42.34	52.34
8898	1.00	1.00	1.00	2.00	6.00	15.00	27.00	54.00	70.78	9976	1.00	1.00	1.00	1.00	3.00	10.00	24.00	45.86	57.86
8908	--	--	1.00	2.00	6.00	20.00	31.40	--	--										

Appendix 4–5.5. Empirical distribution of storm duration defined by 24-hour minimum interevent time for hourly rainfall stations in Texas.

[--, not available]

Station no.	Duration (hours) 1st percentile	2nd percentile	10th percentile	25th percentile	50th percentile (median)	75th percentile	90th percentile	98th percentile	99th percentile
0015	--	--	--	5.00	13.00	43.00	--	--	--
0016	1.00	1.00	1.00	2.00	6.00	18.00	36.00	66.20	81.00
0050	1.00	1.00	1.00	2.00	6.00	17.00	32.00	61.20	78.60
0054	--	--	1.00	1.50	7.00	26.00	49.20	--	--
0120	--	--	3.20	5.00	19.00	45.00	98.80	--	--
0145	1.00	1.00	1.00	1.00	1.00	25.00	44.80	106.94	139.90
0146	--	--	1.80	4.50	8.00	25.50	32.00	--	--
0174	1.00	1.00	1.00	1.00	2.00	17.00	30.00	67.00	79.88
0178	--	--	1.00	1.00	3.00	39.25	59.00	--	--
0179	1.00	1.00	1.00	2.00	3.00	14.00	28.90	76.84	92.41
0202	1.00	1.00	1.00	1.00	2.00	12.00	25.00	58.56	71.77
0206	1.00	1.00	1.00	1.00	4.00	15.00	29.00	52.10	64.05
0208	--	--	--	--	7.00	--	--	--	--
0211	1.00	1.00	1.00	2.00	5.00	18.00	33.00	61.00	74.12
0244	--	1.00	1.30	2.75	10.00	26.25	48.80	127.40	--
0248	1.00	1.00	1.00	1.00	3.00	11.00	25.00	51.00	66.00
0262	1.00	1.00	1.00	2.00	6.00	17.00	32.00	60.00	72.88
0271	--	--	1.60	4.00	16.00	32.00	66.40	--	--
0380	1.00	1.00	1.00	2.00	5.00	15.75	31.00	64.40	75.40
0394	--	--	--	4.00	15.00	27.00	--	--	--
0408	--	--	1.90	3.00	14.00	31.00	61.50	--	--
0427	--	--	1.00	1.00	4.50	19.50	52.00	--	--
0428	1.00	1.00	1.00	2.00	7.00	23.00	41.00	78.00	96.00
0429	1.00	1.00	1.00	3.00	10.00	28.00	50.00	86.52	105.88
0463	--	1.00	1.00	1.00	3.00	12.00	33.10	83.60	--
0493	--	--	1.40	4.00	12.00	29.50	56.20	--	--
0495	1.00	1.00	1.00	1.00	3.00	15.00	25.60	61.84	74.32
0496	--	--	1.00	1.00	1.00	2.50	24.00	--	--
0498	--	--	1.00	1.00	1.00	5.50	28.90	--	--
0509	1.00	1.00	1.00	2.00	5.00	18.00	33.00	66.00	78.00
0518	1.00	1.00	1.00	1.00	5.00	16.00	31.00	58.00	74.07
0521	--	--	1.00	3.00	5.00	17.00	22.00	--	--
0556	--	1.00	1.00	2.25	6.00	19.00	31.70	58.38	--
0569	1.00	1.00	1.00	1.00	4.00	17.00	33.00	62.98	77.98
0572	1.00	1.00	1.00	2.00	5.50	19.00	38.00	66.00	75.66
0576	1.00	1.00	1.00	2.00	7.00	24.00	43.00	95.60	101.76
0580	1.00	1.00	1.00	2.00	6.00	15.50	34.00	57.60	66.80
0587	1.00	1.00	1.00	3.00	7.00	20.00	34.00	74.00	94.49
0605	1.00	1.00	1.00	2.00	6.00	20.00	27.80	56.88	114.82
0639	1.00	1.00	1.00	1.00	3.00	15.00	30.00	59.00	75.00
0655	--	--	--	--	.00	--	--	--	--
0665	1.00	1.00	1.00	2.00	5.00	17.00	32.70	63.00	75.00
0689	1.00	1.00	1.00	1.00	4.00	18.00	37.00	70.00	82.67
0690	1.00	1.00	1.00	1.00	2.00	14.00	26.10	52.04	78.57
0691	1.00	1.00	1.00	2.00	5.00	15.25	30.70	59.74	76.37
0708	1.00	1.00	1.00	1.00	4.00	13.00	24.50	57.90	89.75
0738	1.00	1.00	1.00	2.00	6.00	18.00	32.00	62.26	74.26
0776	1.00	1.00	1.00	1.00	3.00	13.00	27.00	51.00	58.50
0779	1.00	1.00	1.00	1.00	3.00	13.75	25.00	49.00	55.15
0784	1.00	1.00	1.00	1.00	3.00	11.50	27.00	52.00	69.30
0786	1.00	1.00	1.00	2.00	4.00	17.00	31.80	53.98	66.96
0917	1.00	1.00	1.00	2.00	7.00	21.50	37.00	72.00	83.98
0923	--	--	1.10	2.75	14.50	25.50	60.90	--	--
0926	1.00	1.00	1.00	2.00	5.00	17.00	31.00	59.00	72.00
0950	--	--	2.00	2.00	3.00	7.25	26.10	--	--
0996	--	--	2.80	3.50	8.00	35.00	69.00	--	--
1013	1.00	1.00	1.00	1.00	2.00	10.00	26.00	65.68	80.64
1017	1.00	1.00	1.00	1.00	5.00	17.00	31.00	64.00	78.00
1042	--	--	3.40	4.50	13.00	40.00	128.40	--	--
1048	--	--	2.00	3.75	10.00	24.25	35.70	--	--
1053	1.00	1.00	1.00	2.00	5.00	17.00	35.00	64.72	80.00
1057	1.00	1.00	1.00	2.00	5.00	16.00	32.00	61.00	74.00
1063	--	--	1.00	5.00	13.00	49.00	65.80	--	--
1068	1.00	1.00	1.00	2.00	5.00	17.00	31.00	59.96	74.44
1080	1.00	1.00	1.00	1.00	2.00	16.00	29.00	59.96	72.44
1081	1.00	1.00	1.00	2.00	6.00	18.00	33.00	64.00	81.00
1133	--	--	1.00	1.00	5.50	20.25	51.50	--	--
1136	1.00	1.00	1.00	1.00	6.00	23.00	44.00	87.86	109.43
1138	--	--	2.00	4.75	9.00	21.50	51.50	--	--
1139	--	1.00	1.00	2.25	10.00	26.50	45.70	66.48	--
1154	1.00	1.00	1.00	1.00	12.50	25.00	49.00	103.98	171.46
1165	1.00	1.00	1.00	2.00	5.00	16.00	30.00	65.00	76.44
1185	1.00	1.00	1.00	1.00	2.00	7.00	19.00	41.84	53.38
1186	--	1.00	1.00	2.00	5.00	23.00	34.80	84.64	--
1188	--	--	--	1.00	7.00	33.50	--	--	--
1245	--	--	2.10	4.50	13.00	39.00	62.50	--	--
1246	1.00	1.00	1.00	1.00	4.00	17.00	31.00	54.64	67.30
1267	1.00	1.00	1.00	2.00	4.00	14.75	30.00	61.82	82.82
1304	1.00	1.00	1.00	2.00	6.50	21.75	38.00	64.00	76.29
1325	1.00	1.00	1.00	2.00	6.00	21.00	36.00	69.30	84.65
1429	1.00	1.00	1.00	2.00	4.00	16.00	32.00	69.00	82.06
1431	1.00	1.00	1.00	2.00	6.00	19.00	36.00	72.24	87.24
1432	1.00	1.00	1.00	2.00	6.00	21.00	37.00	64.64	87.32
1433	1.00	1.00	1.00	2.00	6.00	21.00	35.00	68.00	81.00
1434	1.00	1.00	1.00	2.00	6.00	19.00	35.00	68.00	79.10
1435	1.00	1.00	1.00	2.00	6.00	20.00	34.00	69.10	80.55
1436	1.00	1.00	1.00	3.00	6.00	21.00	36.00	69.00	83.00
1437	--	--	1.00	2.00	4.00	15.50	34.60	--	--
1438	1.00	1.00	1.00	2.00	6.00	20.00	33.00	68.00	86.18
1462	--	--	--	--	.00	--	--	--	--
1492	1.00	1.00	1.00	1.00	3.00	13.25	29.00	59.14	76.71
1500	--	--	1.90	2.00	6.00	27.50	121.00	--	--
1528	1.00	1.00	1.00	1.00	3.00	12.00	28.00	59.20	79.80
1541	--	--	1.00	1.00	7.00	29.75	44.10	--	--
1569	1.00	1.00	1.00	2.00	6.00	22.00	39.40	62.16	80.08
1632	--	--	--	1.00	1.00	9.75	--	--	--
1641	1.00	1.00	1.00	2.00	4.00	14.00	28.00	67.04	92.68
1646	1.00	1.00	1.00	1.00	3.00	12.00	26.00	47.00	62.12
1663	--	--	1.00	1.25	13.00	27.50	45.70	--	--
1671	1.00	1.00	1.00	1.00	5.00	19.00	33.00	66.00	78.46
1680	1.00	1.00	1.00	2.00	6.00	18.00	32.00	66.00	76.97
1694	1.00	1.00	1.00	1.00	4.00	14.50	34.00	43.40	62.90
1696	1.00	1.00	1.00	2.00	4.00	14.00	31.00	67.00	75.00
1697	--	1.00	1.00	2.00	3.00	11.25	28.20	51.26	--
1698	1.00	1.00	1.00	1.00	4.00	16.00	29.00	57.00	67.24
1720	1.00	1.00	1.00	1.00	2.00	13.50	33.20	67.44	78.42
1761	--	1.00	1.00	1.00	7.00	25.00	38.00	76.12	--
1773	1.00	1.00	1.00	2.00	6.00	17.00	31.00	59.14	72.57
1810	--	--	1.00	3.50	7.00	23.50	57.80	--	--
1823	--	--	2.00	2.75	7.00	18.75	35.40	--	--
1870	1.00	1.00	1.00	2.25	7.00	20.00	41.70	65.32	84.66
1875	--	--	2.00	5.00	8.00	23.50	49.00	--	--
1876	--	--	1.00	3.00	11.00	26.00	44.00	--	--
1889	1.00	1.00	1.00	2.00	11.00	25.50	53.80	119.64	129.90
1903	1.00	1.00	1.00	1.00	2.00	10.00	23.00	49.60	59.60
1914	--	--	2.70	3.25	7.50	23.75	52.20	--	--
1920	1.00	1.00	1.00	2.00	5.00	18.00	30.00	67.00	101.84
1921	1.00	1.00	1.00	2.00	5.00	17.00	31.00	60.00	71.00
1937	1.00	1.00	1.00	2.00	7.00	19.00	34.00	70.68	85.36
1956	1.00	1.00	1.00	2.00	6.00	19.00	34.00	66.00	84.07
1970	--	--	1.00	2.00	6.00	11.00	73.00	--	--
2014	1.00	1.00	1.00	1.00	4.00	19.00	37.00	74.56	77.28
2015	1.00	1.00	1.00	2.00	5.00	22.00	41.00	75.00	97.40
2019	--	--	1.00	2.75	10.00	22.75	80.30	--	--
2024	1.00	1.00	1.00	2.00	5.00	17.00	32.00	59.00	69.00
2042	--	--	1.00	1.00	3.00	13.00	28.60	--	--
2043	--	1.00	1.00	1.00	2.00	13.00	27.90	50.78	--
2048	1.00	1.00	1.00	1.00	3.00	15.00	33.00	62.96	74.00
2050	--	1.00	1.00	1.00	7.00	19.00	43.00	105.90	--
2051	--	1.00	1.00	1.75	3.00	9.00	30.10	49.28	--
2053	--	--	--	1.00	8.00	26.00	--	--	--
2073	1.00	1.00	1.00	2.00	5.00	20.00	31.30	61.86	72.00
2082	1.00	1.00	1.00	1.00	3.00	11.00	25.00	46.00	62.41
2086	1.00	1.00	1.00	1.00	5.00	17.00	31.00	62.00	77.00
2088	--	--	1.00	1.00	6.00	26.25	40.70	--	--
2090	1.00	1.00	1.00	1.00	4.00	14.50	26.80	65.96	104.60
2096	1.00	1.00	1.00	2.00	6.00	16.00	31.00	63.00	72.04
2128	1.00	1.00	1.00	3.00	8.00	22.00	39.30	65.64	72.33
2131	1.00	1.00	1.00	1.00	4.00	15.00	29.00	55.40	68.20
2142	--	--	2.00	4.00	8.00	13.00	77.60	--	--

Appendix 4–5.5. Empirical distribution of storm duration defined by 24-hour minimum interevent time for hourly rainfall stations in Texas—Continued.

	Duration (hours)																		
Station no.	1st percentile	2nd percentile	10th percentile	25th percentile	50th percentile (median)	75th percentile	90th percentile	98th percentile	99th percentile	Station no.	1st percentile	2nd percentile	10th percentile	25th percentile	50th percentile (median)	75th percentile	90th percentile	98th percentile	99th percentile
2160	--	--	1.00	1.00	7.00	42.00	55.00	--	--	3463	--	--	1.00	2.00	6.00	18.00	29.00	--	--
2206	1.00	1.00	1.00	2.00	5.00	18.00	34.00	64.42	72.71	3476	1.00	1.00	1.00	2.00	5.00	15.75	34.00	61.36	77.00
2238	1.00	1.00	1.00	1.00	5.00	19.25	34.10	82.06	89.09	3485	--	--	1.80	6.50	11.00	23.50	49.80	--	--
2240	--	1.00	1.00	1.00	7.00	19.00	41.80	77.80	--	3507	1.00	1.00	1.00	1.00	4.00	16.00	31.00	58.84	71.40
2242	1.00	1.00	1.00	2.00	7.00	20.00	35.00	61.00	72.43	3546	1.00	1.00	1.00	2.00	6.00	18.00	33.30	66.86	80.43
2244	1.00	1.00	1.00	2.00	6.00	19.00	35.00	65.00	80.00	3547	1.00	1.00	1.00	1.00	4.00	12.00	27.80	60.36	88.52
2247	--	--	1.00	3.50	7.00	27.00	40.20	--	--	3579	--	1.00	1.00	2.00	6.50	21.50	47.00	101.88	--
2309	1.00	1.00	1.00	2.00	6.00	17.00	35.40	68.88	81.52	3642	1.00	1.00	1.00	2.00	6.00	17.00	31.00	60.00	75.00
2312	1.00	1.00	1.00	1.00	6.00	17.00	30.00	62.90	90.10	3646	1.00	1.00	1.00	2.00	6.00	16.00	31.00	63.86	74.93
2334	--	1.00	1.00	1.00	6.00	21.00	28.60	34.92	--	3668	--	--	2.70	4.00	8.00	36.50	63.40	--	--
2336	1.00	1.00	1.00	1.00	4.00	14.00	28.50	53.30	70.25	3673	--	--	1.00	4.00	12.00	47.00	51.00	--	--
2354	--	--	1.00	2.00	4.50	20.50	43.10	--	--	3686	1.00	1.00	1.00	1.00	5.00	15.00	30.00	56.00	69.73
2355	--	--	1.00	2.00	4.00	29.00	57.00	--	--	3691	1.00	1.00	1.00	1.00	5.00	16.00	29.00	56.00	67.56
2357	1.00	1.00	1.00	1.00	4.00	19.00	39.80	68.00	75.78	3734	--	--	1.00	2.00	9.00	29.00	77.00	--	--
2360	1.00	1.00	1.00	2.00	5.00	20.00	34.00	67.00	84.18	3771	1.00	1.00	1.00	1.00	4.00	16.00	31.00	52.00	58.42
2361	1.00	1.00	1.00	1.00	3.00	15.00	28.00	62.72	92.64	3789	--	1.00	1.00	1.00	1.00	13.00	37.00	106.60	--
2394	1.00	1.00	1.00	2.00	6.00	18.00	33.00	61.00	73.85	3826	1.00	1.00	1.00	2.00	5.00	14.00	30.60	70.96	75.12
2404	1.00	1.00	1.00	2.00	5.00	17.00	31.80	55.00	66.16	3831	1.00	1.00	1.00	2.00	5.00	17.25	38.00	67.38	73.38
2415	1.00	1.00	1.00	2.00	6.00	17.00	31.00	57.58	72.16	3841	1.00	1.00	1.00	1.00	4.00	14.00	26.60	47.04	75.86
2462	1.00	1.00	1.00	2.00	5.00	16.00	32.00	65.60	73.60	3871	1.00	1.00	1.00	2.00	5.00	18.00	34.00	64.52	80.26
2528	--	1.00	1.00	1.00	5.00	16.50	47.20	63.68	--	3884	--	--	1.00	3.75	7.00	14.50	28.00	--	--
2617	1.00	1.00	1.00	2.00	6.00	16.00	33.40	53.68	56.84	3941	--	1.00	1.00	3.00	9.00	17.00	43.60	102.16	--
2619	1.00	1.00	1.00	1.00	5.00	15.00	30.70	74.56	86.75	3963	--	--	--	1.00	1.00	18.00	--	--	--
2621	1.00	1.00	1.00	1.00	4.00	15.00	29.00	55.32	65.32	4040	1.00	1.00	1.00	2.00	5.00	15.00	27.00	53.14	67.10
2675	1.00	1.00	1.00	2.00	5.00	17.00	30.00	67.00	87.84	4058	--	--	1.00	3.00	5.00	27.00	47.20	--	--
2676	1.00	1.00	1.00	1.00	3.00	16.00	30.00	66.00	85.44	4098	1.00	1.00	1.00	1.00	3.00	11.00	26.00	51.00	59.44
2679	1.00	1.00	1.00	1.00	4.00	15.00	29.00	58.12	74.06	4100	1.00	1.00	1.00	2.00	5.00	14.00	26.00	50.00	55.00
2715	1.00	1.00	1.00	2.00	5.00	16.00	28.40	54.00	68.14	4137	1.00	1.00	1.00	1.00	4.00	16.00	28.00	48.80	62.70
2744	1.00	1.00	1.00	1.00	4.00	14.00	29.00	63.00	79.22	4191	1.00	1.00	1.00	1.00	4.00	17.00	30.80	60.76	75.00
2758	--	1.00	1.00	2.00	4.00	17.00	47.00	94.30	--	4256	--	--	--	--	.00	--	--	--	--
2794	--	--	1.00	1.00	4.00	10.00	24.80	--	--	4257	1.00	1.00	1.00	1.00	6.00	18.00	32.00	59.64	72.00
2797	1.00	1.00	1.00	1.00	4.00	16.00	29.00	53.00	66.72	4258	1.00	1.00	1.00	1.00	8.00	24.00	42.50	76.90	100.15
2811	1.00	1.00	1.00	1.00	3.00	15.00	30.00	60.48	75.24	4278	1.00	1.00	1.00	2.00	5.00	15.00	29.80	59.76	67.76
2813	--	--	1.00	1.00	4.00	14.00	33.20	--	--	4299	1.00	1.00	1.00	1.00	3.00	6.75	25.40	43.66	50.35
2814	--	--	1.00	1.00	1.00	21.00	33.40	--	--	4300	1.00	1.00	1.00	2.00	7.00	23.00	43.00	83.24	99.00
2815	1.00	1.00	1.00	1.00	3.00	13.00	25.00	44.34	58.78	4305	1.00	1.00	1.00	2.00	8.00	24.00	45.00	81.00	99.68
2818	1.00	1.00	1.00	1.00	4.00	11.50	25.40	53.72	130.52	4307	1.00	1.00	1.00	1.00	7.00	25.00	49.00	91.68	111.73
2986	1.00	1.00	1.00	2.00	7.00	21.00	41.00	65.50	94.50	4309	1.00	1.00	1.00	2.00	5.00	19.00	34.70	66.00	76.00
3005	1.00	1.00	1.00	1.00	4.00	14.00	28.00	55.00	68.52	4311	1.00	1.00	1.00	2.00	6.00	20.00	34.00	70.00	77.00
3033	1.00	1.00	1.00	2.00	3.00	8.00	24.60	39.64	49.16	4313	1.00	1.00	1.00	3.00	8.00	23.00	39.60	58.44	64.72
3034	--	--	--	--	1.00	--	--	--	--	4319	--	1.00	1.00	3.00	6.50	23.00	42.50	83.50	--
3047	--	--	1.90	4.50	10.50	39.00	97.00	--	--	4329	1.00	1.00	1.00	2.00	5.00	19.00	35.00	71.00	80.00
3103	--	--	1.00	1.00	5.00	13.00	33.60	--	--	4331	--	--	--	--	.00	--	--	--	--
3133	1.00	1.00	1.00	2.00	6.00	17.00	33.90	63.00	74.09	4375	1.00	1.00	1.00	1.00	3.00	14.00	27.00	61.26	74.39
3156	1.00	1.00	1.00	1.00	6.00	18.75	32.00	72.68	93.39	4392	1.00	1.00	1.00	3.00	8.00	22.00	35.00	79.00	112.20
3171	1.00	1.00	1.00	2.00	6.00	17.00	33.00	60.64	72.00	4425	1.00	1.00	1.00	1.00	2.00	12.00	26.00	49.00	65.72
3189	1.00	1.00	1.00	1.00	4.00	17.00	32.00	72.84	101.00	4440	1.00	1.00	1.00	2.00	6.00	19.00	32.00	67.00	82.28
3260	1.00	1.00	1.00	2.00	5.00	17.00	31.00	58.08	68.24	4476	1.00	1.00	1.00	1.00	4.00	16.00	30.00	53.00	65.00
3267	--	1.00	1.00	2.00	4.00	18.75	34.10	76.48	--	4498	--	--	1.00	1.00	3.00	10.00	27.80	--	--
3270	1.00	1.00	1.00	1.00	3.00	12.00	25.00	47.26	61.63	4517	1.00	1.00	1.00	2.00	5.00	18.00	33.00	62.60	69.60
3272	--	--	1.00	1.00	4.00	18.00	31.40	--	--	4520	1.00	1.00	1.00	1.00	4.00	16.00	29.00	48.00	60.52
3277	--	--	1.00	1.00	7.00	19.00	39.40	--	--	4525	--	--	1.00	2.00	6.00	30.00	128.60	--	--
3278	1.00	1.00	1.00	1.00	3.00	10.00	26.00	54.00	74.54	4563	--	--	1.00	2.00	5.00	9.00	24.20	--	--
3280	1.00	1.00	1.00	1.00	3.00	7.00	23.40	60.56	69.13	4570	1.00	1.00	1.00	1.00	4.00	15.00	29.00	58.28	74.46
3281	--	--	1.00	1.00	2.00	5.00	20.40	--	--	4577	1.00	1.00	1.00	2.00	5.00	17.00	31.00	68.00	76.00
3283	1.00	1.00	1.00	2.00	7.00	21.00	38.00	76.00	85.25	4591	1.00	1.00	1.00	2.00	7.00	20.00	34.20	71.84	86.42
3284	1.00	1.00	1.00	1.00	5.00	17.00	32.00	63.00	78.65	4670	1.00	1.00	1.00	1.00	4.00	15.00	28.00	56.00	69.00
3285	1.00	1.00	1.00	1.00	5.00	16.00	29.20	55.04	67.08	4671	1.00	1.00	1.00	1.00	7.00	19.00	35.50	70.24	86.86
3329	1.00	1.00	1.00	2.00	6.00	19.00	33.00	68.56	80.78	4679	1.00	1.00	1.00	1.00	5.00	17.00	31.00	53.26	67.26
3335	1.00	1.00	1.00	2.75	7.00	21.00	35.00	77.50	87.75	4696	--	--	1.00	1.00	3.50	27.50	50.00	--	--
3370	1.00	1.00	1.00	2.00	5.00	16.00	30.00	52.00	67.47	4703	1.00	1.00	1.00	1.00	4.00	13.00	26.00	46.92	113.24
3410	1.00	1.00	1.00	1.00	4.00	14.00	28.00	55.00	63.00	4704	1.00	1.00	1.00	2.00	8.00	22.00	42.00	74.76	90.00
3415	1.00	1.00	1.00	1.00	5.00	16.00	30.00	56.00	70.00	4731	--	1.00	1.00	1.25	11.00	25.00	36.30	77.62	--
3430	1.00	1.00	1.00	2.00	7.00	21.00	39.00	73.00	86.88	4792	1.00	1.00	1.00	1.00	4.00	15.00	28.00	54.00	69.00
3431	1.00	1.00	1.00	1.00	7.00	28.75	55.00	98.80	153.70	4819	1.00	1.00	1.00	1.00	6.00	17.00	32.00	65.00	73.00
3441	--	--	1.00	1.00	5.50	21.00	48.90	--	--	4852	--	--	1.00	1.00	1.00	6.00	29.40	--	--
3442	1.00	1.00	1.00	2.00	6.00	15.00	31.00	56.46	64.65	4866	1.00	1.00	1.00	2.00	5.00	17.00	32.00	60.00	76.00
3446	1.00	1.00	1.00	2.00	4.00	10.00	25.30	51.92	61.53	4876	1.00	1.00	1.00	1.00	5.50	17.25	30.00	69.04	81.01
3460	--	--	1.00	2.00	9.00	24.00	32.20	--	--	4878	1.00	1.00	1.00	2.00	7.00	22.00	39.00	73.66	90.33
3462	1.00	1.00	1.00	2.00	6.00	17.00	32.80	62.48	66.43	4880	1.00	1.00	1.00	1.00	4.00	13.00	29.00	58.00	70.01

Appendix 4–5.5. Empirical distribution of storm duration defined by 24-hour minimum interevent time for hourly rainfall stations in Texas—Continued.

	Duration (hours)																		
Station no.	1st percentile	2nd percentile	10th percentile	25th percentile	50th percentile (median)	75th percentile	90th percentile	98th percentile	99th percentile	Station no.	1st percentile	2nd percentile	10th percentile	25th percentile	50th percentile (median)	75th percentile	90th percentile	98th percentile	99th percentile
4920	1.00	1.00	1.00	1.00	4.00	15.00	29.00	59.42	70.63	5957	1.00	1.00	1.00	1.00	4.00	14.00	28.00	55.00	66.89
4934	--	--	--	1.00	6.00	17.00	--	--	--	5958	1.00	1.00	1.00	2.00	5.00	21.00	33.00	66.04	71.56
4972	1.00	1.00	1.00	2.00	5.00	15.00	31.00	54.82	68.00	5973	--	1.00	1.00	3.00	7.00	18.50	41.80	87.32	--
4973	1.00	1.00	1.00	3.00	6.00	19.00	30.00	55.76	72.47	5996	1.00	1.00	1.00	2.00	5.00	16.00	31.00	57.00	74.00
4974	1.00	1.00	1.00	2.00	4.00	14.75	30.00	60.00	77.92	6017	1.00	1.00	1.00	2.00	3.00	13.75	28.80	56.14	94.67
4975	1.00	1.00	1.00	1.00	5.00	16.00	31.00	52.00	62.00	6024	1.00	1.00	1.00	2.00	9.00	21.00	34.00	70.22	72.00
4978	1.00	1.00	1.00	1.00	4.00	15.00	29.80	77.28	141.67	6050	--	--	1.00	5.00	8.00	13.00	19.00	--	--
4979	--	--	2.40	5.00	8.00	24.75	82.90	--	--	6104	1.00	1.00	1.00	1.00	3.00	18.00	33.00	73.00	82.52
4982	1.00	1.00	1.00	2.00	5.00	16.00	27.00	51.80	61.90	6108	1.00	1.00	1.00	1.00	5.00	17.00	31.00	59.20	72.00
5018	1.00	1.00	1.00	2.00	5.00	17.00	31.00	57.56	70.67	6136	1.00	1.00	1.00	1.00	3.00	13.00	27.00	53.00	61.73
5048	1.00	1.00	1.00	1.00	3.00	13.00	26.00	53.00	67.75	6166	--	1.00	1.00	2.00	5.00	21.00	31.20	56.48	--
5049	--	1.00	1.00	1.00	2.00	8.00	17.30	38.86	--	6176	1.00	1.00	1.00	2.00	7.00	20.00	31.30	75.14	97.65
5056	--	--	--	2.50	8.00	18.50	--	--	--	6177	1.00	1.00	1.00	2.00	5.00	17.00	32.00	69.48	84.00
5057	1.00	1.00	1.00	1.00	5.00	21.00	39.00	70.00	93.00	6210	1.00	1.00	1.00	1.00	5.00	16.00	31.00	53.34	62.67
5060	1.00	1.00	1.00	2.00	5.00	22.00	37.90	105.56	123.38	6211	1.00	1.00	1.00	2.00	6.00	23.00	42.50	82.30	94.40
5081	1.00	1.00	1.00	3.00	8.00	21.00	37.00	76.00	83.50	6270	1.00	1.00	1.00	1.00	6.00	18.00	32.00	61.00	71.38
5094	1.00	1.00	1.00	1.00	5.00	16.00	29.00	54.00	67.60	6275	--	--	--	--	.00	--	--	--	--
5113	1.00	1.00	1.00	1.00	4.00	17.00	33.00	66.54	77.54	6276	--	--	1.00	3.25	7.00	26.00	56.60	--	--
5114	--	--	--	--	.00	--	--	--	--	6335	1.00	1.00	1.00	2.00	6.00	18.00	31.00	61.00	75.42
5123	--	--	1.00	1.75	3.00	11.75	28.00	--	--	6434	--	--	2.60	5.00	8.00	18.00	33.80	--	--
5192	1.00	1.00	1.00	2.00	5.00	16.00	30.00	53.38	63.19	6504	1.00	1.00	1.00	1.00	3.00	14.00	28.00	55.08	68.00
5193	1.00	1.00	1.00	2.00	5.00	18.00	34.00	65.00	78.14	6558	--	--	1.00	1.00	8.00	28.00	40.60	--	--
5224	1.00	1.00	1.00	2.00	6.00	19.00	34.00	75.72	107.68	6615	1.00	1.00	1.00	1.00	3.00	12.00	27.00	57.20	69.55
5228	1.00	1.00	1.00	1.00	4.00	16.00	33.00	53.90	90.90	6660	--	1.00	1.00	2.00	7.00	24.00	50.20	67.84	--
5235	--	--	1.00	2.00	12.00	29.00	45.40	--	--	6663	--	1.00	1.00	1.00	10.00	32.50	49.00	83.40	--
5247	1.00	1.00	1.00	1.00	4.00	14.00	27.00	56.00	68.22	6734	1.00	1.00	1.00	2.00	5.00	17.00	30.80	58.12	75.04
5258	1.00	1.00	1.00	2.00	6.00	18.00	31.00	62.94	77.47	6736	1.00	1.00	1.00	1.00	3.00	11.00	27.00	51.50	59.75
5303	1.00	1.00	1.00	2.00	5.00	17.75	34.00	66.02	80.51	6740	--	--	1.30	3.50	7.50	34.75	100.30	--	--
5312	1.00	1.00	1.00	1.00	3.00	13.00	27.00	57.88	71.44	6750	1.00	1.00	1.00	1.00	7.00	25.00	44.80	69.16	119.98
5341	--	--	1.00	3.00	5.00	26.00	81.00	--	--	6757	1.00	1.00	1.00	2.00	6.00	19.00	35.00	67.00	81.60
5342	--	--	--	--	.00	--	--	--	--	6775	1.00	1.00	1.00	2.00	5.00	19.00	31.30	67.94	75.31
5348	1.00	1.00	1.00	1.00	5.00	17.00	30.00	61.00	77.80	6776	1.00	1.00	1.00	1.00	4.00	13.00	28.00	56.00	65.89
5358	1.00	1.00	1.00	2.00	4.00	12.75	29.00	54.94	64.00	6788	1.00	1.00	1.00	3.00	6.00	16.00	28.60	53.60	61.36
5398	1.00	1.00	1.00	2.00	6.00	20.00	36.00	69.52	89.26	6792	1.00	1.00	1.00	1.00	2.00	10.00	25.00	48.00	63.00
5410	1.00	1.00	1.00	1.00	3.00	12.00	27.00	53.66	66.00	6794	--	--	1.00	6.75	20.00	46.00	93.90	--	--
5411	1.00	1.00	1.00	2.00	5.00	18.00	32.00	70.64	80.32	6834	1.00	1.00	1.00	1.00	5.00	16.00	29.00	54.70	61.35
5424	1.00	1.00	1.00	1.00	9.00	25.00	58.20	113.84	146.96	6893	1.00	1.00	1.00	1.00	2.00	9.00	23.00	50.88	67.88
5429	1.00	1.00	1.00	2.00	5.00	19.00	35.20	66.00	79.16	6935	1.00	1.00	1.00	1.00	3.00	11.00	26.00	50.68	60.84
5431	--	--	1.50	3.75	13.50	26.50	43.50	--	--	6981	1.00	1.00	1.00	2.00	4.00	18.00	34.10	67.86	107.03
5461	1.00	1.00	1.00	2.00	6.00	16.00	34.50	63.90	82.35	7020	1.00	1.00	1.00	3.00	8.00	22.00	46.20	75.52	82.44
5463	1.00	1.00	1.00	1.00	4.00	15.00	29.00	52.00	59.99	7060	1.00	1.00	1.00	1.00	3.00	13.00	28.00	51.68	63.00
5471	--	--	1.00	1.00	2.00	28.75	46.20	--	--	7066	1.00	1.00	1.00	2.00	6.00	18.00	33.00	61.00	73.00
5477	--	--	1.00	1.00	3.00	17.50	68.80	--	--	7074	1.00	1.00	1.00	1.00	3.00	11.00	26.00	52.00	62.00
5528	1.00	1.00	1.00	2.00	5.00	15.00	29.50	51.00	59.00	7097	--	1.00	1.00	2.00	5.50	21.00	29.70	62.72	--
5579	--	--	--	--	15.00	--	--	--	--	7116	1.00	1.00	1.00	2.00	5.00	16.00	29.60	49.72	61.44
5580	--	--	1.10	2.25	5.50	31.00	50.80	--	--	7140	1.00	1.00	1.00	2.00	4.00	18.00	33.00	68.00	79.00
5589	1.00	1.00	1.00	1.00	3.00	13.00	23.80	52.28	70.60	7173	1.00	1.00	1.00	2.00	8.00	25.00	47.00	73.00	84.04
5590	1.00	1.00	1.00	2.00	4.00	18.00	31.60	64.28	72.16	7174	1.00	1.00	1.00	2.00	7.00	23.00	43.00	79.00	98.00
5591	1.00	1.00	1.00	2.00	3.00	12.00	27.00	57.24	78.02	7213	1.00	1.00	1.00	2.00	5.00	18.00	34.00	64.00	84.04
5592	1.00	1.00	1.00	2.00	3.00	12.00	28.00	55.58	75.72	7243	1.00	1.00	1.00	1.00	4.00	16.00	29.00	57.00	70.59
5594	1.00	1.00	1.00	1.00	2.00	6.00	23.80	44.96	54.84	7262	--	1.00	1.00	1.00	1.00	11.50	30.40	73.84	--
5595	--	--	--	--	1.50	--	--	--	--	7274	1.00	1.00	1.00	1.00	4.00	11.00	25.00	52.32	69.00
5596	1.00	1.00	1.00	1.00	2.00	13.00	26.40	56.92	74.74	7300	1.00	1.00	1.00	2.00	4.00	15.00	27.00	52.00	69.00
5600	1.00	1.00	1.00	2.00	3.00	12.00	34.20	78.36	95.00	7311	--	--	1.00	1.00	5.00	14.50	31.80	--	--
5618	--	--	2.00	2.25	10.00	20.75	48.50	--	--	7363	--	--	1.00	3.50	9.00	27.50	83.20	--	--
5650	--	--	1.00	4.00	8.00	11.50	28.40	--	--	7422	1.00	1.00	1.00	1.00	5.00	18.00	33.00	65.76	79.76
5656	1.00	1.00	1.00	1.00	3.00	13.00	27.00	51.52	61.00	7431	1.00	1.00	1.00	1.00	3.00	11.00	25.00	50.00	60.00
5658	1.00	1.00	1.00	2.00	5.00	15.00	30.00	60.86	74.31	7481	1.00	1.00	1.00	1.00	3.00	10.00	25.00	50.00	61.70
5661	1.00	1.00	1.00	1.00	2.00	16.25	37.00	82.50	100.75	7497	1.00	1.00	1.00	1.00	4.00	16.25	29.00	62.64	73.41
5666	--	--	1.00	2.00	4.00	21.25	44.90	--	--	7498	1.00	1.00	1.00	1.00	3.00	15.00	30.40	51.48	79.96
5695	1.00	1.00	1.00	2.00	5.00	16.50	31.00	59.96	76.22	7499	1.00	1.00	1.00	1.00	4.00	15.00	29.00	55.00	66.19
5742	--	--	1.00	2.50	13.00	26.00	53.50	--	--	7531	1.00	1.00	1.00	2.00	6.50	20.00	43.60	68.96	72.66
5766	--	--	2.00	5.00	17.00	22.00	28.00	--	--	7534	1.00	1.00	1.00	1.00	4.00	14.00	30.00	63.50	71.50
5770	1.00	1.00	1.00	1.00	4.00	15.00	29.00	54.32	63.16	7556	1.00	1.00	1.00	1.00	4.00	15.00	28.00	52.00	60.00
5775	--	--	1.00	1.00	3.00	6.00	16.70	--	--	7594	1.00	1.00	1.00	2.00	5.00	16.00	32.00	59.36	74.00
5779	--	--	1.00	1.00	6.50	20.00	46.20	--	--	7596	1.00	1.00	1.00	2.00	4.00	14.75	28.00	62.16	77.14
5840	1.00	1.00	1.00	2.00	5.00	18.00	34.00	60.76	81.60	7608	1.00	1.00	1.00	1.00	5.00	17.00	32.30	64.98	75.33
5890	1.00	1.00	1.00	2.00	4.00	16.00	30.40	58.00	72.14	7622	--	--	1.00	1.00	2.00	17.00	27.00	--	--
5891	1.00	1.00	1.00	2.00	3.00	12.00	24.60	52.32	68.72	7700	1.00	1.00	1.00	3.00	7.00	22.00	40.00	69.00	79.24
5897	1.00	1.00	1.00	1.00	4.00	17.00	31.00	53.00	69.16	7706	1.00	1.00	1.00	1.00	4.00	16.00	30.00	60.46	74.46

Appendix 4–5.5. Empirical distribution of storm duration defined by 24-hour minimum interevent time for hourly rainfall stations in Texas—Continued.

	Duration (hours)																		
Station no.	1st percentile	2nd percentile	10th percentile	25th percentile	50th percentile (median)	75th percentile	90th percentile	98th percentile	99th percentile	Station no.	1st percentile	2nd percentile	10th percentile	25th percentile	50th percentile (median)	75th percentile	90th percentile	98th percentile	99th percentile
7718	--	1.00	1.00	2.00	8.00	24.00	39.00	80.20	--	8910	--	--	1.80	3.00	5.00	15.00	36.80	--	--
7745	1.00	1.00	1.00	2.50	10.00	24.50	42.80	75.80	101.70	8911	1.00	1.00	1.00	1.00	4.00	16.00	31.30	60.24	76.18
7922	1.00	1.00	1.00	1.00	2.00	9.00	24.00	49.36	55.80	8924	1.00	1.00	1.00	1.00	3.00	8.00	25.00	43.30	50.60
7936	1.00	1.00	1.00	2.00	6.00	18.00	31.00	70.00	82.00	8929	--	--	1.00	1.00	6.50	29.75	128.00	--	--
7943	1.00	1.00	1.00	2.00	5.00	16.00	31.00	58.12	71.00	8942	1.00	1.00	1.00	1.00	6.00	17.00	32.00	61.00	76.10
7944	--	1.00	1.00	2.00	9.00	26.50	50.40	78.04	--	8944	1.00	1.00	1.00	2.00	6.00	18.00	36.00	66.22	79.22
7945	1.00	1.00	1.00	2.00	7.00	23.00	41.00	80.00	98.00	8996	1.00	1.00	1.00	2.00	5.00	19.00	35.00	70.92	86.00
7947	1.00	1.00	1.00	1.00	6.00	18.00	44.00	62.24	87.96	9014	--	--	1.80	4.50	10.00	29.00	58.00	--	--
7948	1.00	1.00	1.00	1.00	4.00	16.00	31.90	63.18	73.27	9037	1.00	1.00	1.00	2.00	3.00	11.25	26.00	52.86	76.51
7951	1.00	1.00	1.00	2.00	6.00	18.00	32.00	63.00	82.04	9106	1.00	1.00	1.00	2.00	4.00	16.00	31.00	64.58	118.38
7953	--	1.00	1.00	2.00	4.00	21.00	47.00	118.54	--	9107	--	--	1.00	1.00	1.00	7.00	37.20	--	--
7981	1.00	1.00	1.00	1.00	4.00	16.75	33.40	72.66	83.98	9129	--	1.00	1.00	1.00	3.00	21.00	47.80	97.40	--
7990	--	1.00	1.00	2.00	6.00	22.75	42.50	126.90	--	9163	1.00	1.00	1.00	2.00	5.00	16.00	30.00	58.00	72.00
7992	--	--	2.60	4.00	9.00	38.00	45.80	--	--	9213	1.00	1.00	1.00	1.00	7.00	19.00	43.00	97.48	141.54
7997	--	1.00	1.00	2.00	5.00	17.00	32.70	62.90	--	9214	--	--	2.00	3.00	4.50	14.50	83.90	--	--
7999	--	--	1.00	1.00	4.50	13.50	36.90	--	--	9222	1.00	1.00	1.00	3.00	10.00	25.00	41.40	73.00	98.70
8022	--	1.00	1.00	2.00	3.50	23.50	33.50	82.90	--	9248	1.00	1.00	1.00	1.00	3.00	19.00	32.20	67.52	74.44
8023	1.00	1.00	1.00	1.00	3.00	12.00	27.00	50.00	59.31	9266	--	1.00	1.00	2.00	6.00	17.00	31.20	59.32	--
8047	1.00	1.00	1.00	1.00	5.00	16.00	30.00	60.20	75.60	9270	1.00	1.00	1.00	1.00	3.00	14.00	27.30	53.00	75.84
8060	1.00	1.00	1.00	2.00	5.00	19.00	38.30	97.60	102.72	9295	--	1.00	1.00	1.00	3.50	9.25	25.00	57.16	--
8062	--	--	1.00	2.00	4.00	31.00	38.60	--	--	9304	--	--	--	--	12.00	--	--	--	--
8068	--	--	1.00	1.00	5.50	17.25	28.80	--	--	9307	1.00	1.00	1.00	2.00	5.00	17.00	33.20	51.52	59.80
8081	1.00	1.00	1.00	1.00	4.00	18.00	32.10	67.00	79.61	9328	1.00	1.00	1.00	1.00	5.00	16.00	33.20	70.20	124.56
8089	--	--	1.00	2.00	4.00	13.00	32.00	--	--	9329	--	--	1.00	2.50	15.00	38.75	75.50	--	--
8221	--	--	1.00	4.00	7.00	19.00	74.40	--	--	9345	--	--	--	--	10.00	--	--	--	--
8252	1.00	1.00	1.00	1.00	3.00	13.00	27.00	53.28	65.56	9363	1.00	1.00	1.00	2.00	6.00	23.00	42.00	80.62	104.86
8265	1.00	1.00	1.00	3.00	7.50	23.00	41.00	72.02	88.00	9364	1.00	1.00	1.00	2.00	5.00	22.00	41.00	75.36	88.68
8289	--	--	1.00	1.00	4.50	16.50	32.70	--	--	9365	--	--	1.40	2.00	5.00	27.00	60.40	--	--
8305	1.00	1.00	1.00	1.00	3.00	10.75	26.00	51.58	62.58	9371	1.00	1.00	1.00	2.00	6.00	22.00	38.80	57.68	69.92
8335	1.00	1.00	1.00	2.00	7.00	18.00	35.00	64.00	77.84	9417	1.00	1.00	1.00	2.00	6.00	18.00	33.00	61.00	77.00
8400	1.00	1.00	1.00	1.00	2.00	16.00	27.00	62.84	75.32	9419	1.00	1.00	1.00	2.00	7.00	21.00	38.00	70.00	84.00
8445	1.00	1.00	1.00	2.00	6.00	19.00	37.00	69.44	77.22	9435	--	1.00	1.00	1.00	3.00	16.00	31.80	59.04	--
8446	1.00	1.00	1.00	1.00	5.00	17.00	32.00	57.14	67.00	9491	1.00	1.00	1.00	2.00	6.00	19.00	34.00	62.78	75.89
8451	1.00	1.00	1.00	2.00	4.00	16.00	33.70	54.54	62.16	9499	1.00	1.00	1.00	1.00	3.00	12.00	27.00	52.00	66.30
8531	1.00	1.00	1.00	2.00	5.00	18.00	33.70	59.00	80.47	9522	--	--	--	5.00	15.50	71.75	--	--	--
8541	--	1.00	1.00	3.00	5.00	17.00	30.80	56.28	--	9527	1.00	1.00	1.00	1.00	3.00	13.00	27.00	54.00	66.00
8544	1.00	1.00	1.00	2.00	5.00	16.00	33.00	72.00	85.85	9532	1.00	1.00	1.00	1.00	5.00	15.00	29.00	57.00	69.52
8545	--	--	1.00	1.00	11.00	28.00	52.00	--	--	9544	--	--	--	1.00	3.00	17.00	--	--	--
8563	1.00	1.00	1.00	1.00	5.00	15.00	28.00	52.00	61.51	9565	1.00	1.00	1.00	1.00	4.00	13.00	26.90	55.56	71.39
8566	1.00	1.00	1.00	1.00	4.00	13.00	26.00	60.00	71.60	9570	1.00	1.00	1.00	1.00	3.00	14.00	29.00	49.00	63.70
8583	1.00	1.00	1.00	1.00	4.00	16.00	29.00	54.00	62.86	9574	--	--	1.00	1.00	4.00	14.00	31.00	--	--
8584	1.00	1.00	1.00	1.00	4.00	15.00	31.00	60.96	73.00	9588	1.00	1.00	1.00	1.00	4.00	18.00	35.00	79.00	98.00
8623	1.00	1.00	1.00	1.00	4.00	15.00	30.00	60.00	74.60	9665	1.00	1.00	1.00	2.00	5.00	17.00	32.00	64.00	76.24
8625	1.00	1.00	1.00	2.00	6.00	18.00	33.00	59.00	73.10	9715	1.00	1.00	1.00	2.00	5.00	16.00	30.00	54.00	72.00
8630	1.00	1.00	1.00	1.00	4.00	12.00	26.00	45.24	61.24	9729	1.00	1.00	1.00	2.00	6.00	19.00	33.00	64.90	78.00
8631	1.00	1.00	1.00	2.00	4.00	14.00	31.00	66.18	81.77	9772	1.00	1.00	1.00	2.00	5.00	19.00	32.90	75.16	92.58
8646	1.00	1.00	1.00	2.00	5.00	16.00	30.00	57.00	70.00	9814	--	--	1.30	2.25	5.50	15.75	25.70	--	--
8647	1.00	1.00	1.00	1.00	4.00	15.00	27.00	56.84	63.63	9815	1.00	1.00	1.00	2.00	6.00	18.00	34.00	82.12	101.24
8677	1.00	1.00	1.00	3.00	7.00	20.00	34.00	72.32	109.04	9816	--	1.00	1.00	1.00	3.00	13.50	30.80	41.68	--
8696	--	--	1.00	4.00	8.00	24.00	52.00	--	--	9817	1.00	1.00	1.00	1.00	4.00	14.00	27.00	53.86	72.79
8743	1.00	1.00	1.00	2.00	6.00	18.00	32.00	63.00	75.65	9829	1.00	1.00	1.00	1.00	3.00	13.00	27.00	53.50	62.00
8761	1.00	1.00	1.00	1.00	3.00	13.00	27.00	51.12	58.00	9830	1.00	1.00	1.00	1.00	4.00	11.00	26.00	46.40	76.24
8778	1.00	1.00	1.00	1.00	5.00	17.00	31.00	62.00	71.77	9858	1.00	1.00	1.00	2.00	4.00	12.00	26.00	51.00	57.00
8845	1.00	1.00	1.00	1.00	5.00	19.00	34.00	73.00	87.00	9893	1.00	1.00	1.00	1.00	4.00	15.00	30.00	61.00	76.00
8859	1.00	1.00	1.00	2.00	6.00	18.00	37.00	69.00	80.62	9916	1.00	1.00	1.00	2.00	6.00	17.00	29.20	54.64	64.82
8898	1.00	1.00	1.00	2.25	6.00	19.00	31.90	64.14	76.57	9976	1.00	1.00	1.00	1.00	4.00	16.00	31.70	59.00	77.28
8908	--	--	1.00	2.00	7.50	21.25	32.60	--	--										

Appendix 4–5.6. Empirical distribution of storm duration defined by 48-hour minimum interevent time for hourly rainfall stations in Texas.

[--, not available]

Station no.	Duration (hours) 1st percentile	2nd percentile	10th percentile	25th percentile	50th percentile (median)	75th percentile	90th percentile	98th percentile	99th percentile
0015	--	--	--	5.00	28.50	78.25	--	--	--
0016	1.00	1.00	1.00	2.00	10.00	35.00	63.00	126.04	154.52
0050	1.00	1.00	1.00	2.00	10.00	29.00	57.00	118.92	130.84
0054	--	--	1.00	4.00	12.00	31.00	73.40	--	--
0120	--	--	2.40	13.00	20.00	103.00	193.80	--	--
0145	1.00	1.00	1.00	1.00	13.00	39.25	72.40	155.68	189.04
0146	--	--	3.40	5.00	8.00	70.00	106.20	--	--
0174	1.00	1.00	1.00	1.00	6.00	31.00	62.20	142.00	157.60
0178	--	--	1.00	1.00	22.50	55.50	159.00	--	--
0179	1.00	1.00	1.00	2.00	5.00	30.75	71.10	177.40	220.51
0202	1.00	1.00	1.00	1.00	5.00	27.00	54.00	118.80	122.00
0206	1.00	1.00	1.00	2.00	7.00	28.00	58.00	105.36	124.68
0208	--	--	--	--	7.00	--	--	--	--
0211	1.00	1.00	1.00	2.00	10.00	35.00	68.00	114.40	144.00
0244	--	1.00	2.00	3.75	12.00	46.50	84.70	180.70	--
0248	1.00	1.00	1.00	1.00	4.00	22.00	49.00	87.52	107.28
0262	1.00	1.00	1.00	3.00	8.00	29.00	60.00	118.08	150.54
0271	--	--	2.10	3.75	27.00	88.00	127.60	--	--
0380	1.00	1.00	1.00	2.00	6.00	27.75	62.00	98.98	122.08
0394	--	--	--	6.75	23.50	68.50	--	--	--
0408	--	--	2.00	2.75	11.50	120.50	276.20	--	--
0427	--	--	1.00	1.00	24.00	55.50	87.40	--	--
0428	1.00	1.00	1.00	3.00	14.00	44.00	79.00	143.24	175.00
0429	1.00	1.00	1.00	4.00	15.00	48.00	112.00	160.52	169.60
0463	--	1.00	1.00	1.00	3.00	21.75	47.80	153.82	--
0493	--	--	1.10	5.00	19.00	57.25	118.00	--	--
0495	1.00	1.00	1.00	1.00	5.00	23.00	50.40	100.16	126.56
0496	--	--	1.00	1.00	1.00	3.25	43.20	--	--
0498	--	--	--	1.00	1.00	24.50	--	--	--
0509	1.00	1.00	1.00	2.00	9.00	31.00	62.50	117.30	145.30
0518	1.00	1.00	1.00	2.00	8.00	31.00	63.00	117.60	141.50
0521	--	--	1.00	3.00	9.00	22.00	55.00	--	--
0556	--	1.00	1.00	3.00	8.50	25.00	56.00	114.42	--
0569	1.00	1.00	1.00	2.00	8.00	36.00	70.00	128.74	158.74
0572	1.00	1.00	1.00	2.00	9.00	34.00	62.00	131.36	157.36
0576	--	1.00	1.00	2.00	10.00	43.00	87.40	162.28	--
0580	1.00	1.00	1.00	2.00	8.50	33.50	58.10	92.42	115.52
0587	1.00	1.00	2.00	3.00	11.00	36.00	74.70	141.54	166.86
0605	--	1.00	1.00	3.00	8.50	27.50	68.10	123.48	--
0639	1.00	1.00	1.00	1.00	6.00	30.00	57.00	120.00	145.54
0655	--	--	--	--	.00	--	--	--	--
0665	1.00	1.00	1.00	2.00	7.00	30.00	60.10	118.62	135.31
0689	1.00	1.00	1.00	1.00	6.00	30.50	59.00	120.44	143.30
0690	1.00	1.00	1.00	1.00	4.00	24.00	52.00	97.00	138.60
0691	1.00	1.00	1.00	2.00	8.00	31.50	58.00	113.76	142.90
0708	--	1.00	1.00	1.00	10.00	38.25	81.00	144.42	--
0738	1.00	1.00	1.00	3.00	9.00	31.00	61.00	118.00	142.00
0776	1.00	1.00	1.00	1.00	4.00	23.00	49.00	92.68	107.42
0779	1.00	1.00	1.00	1.00	5.00	24.00	52.40	105.76	108.00
0784	1.00	1.00	1.00	1.00	5.00	26.00	51.70	97.74	110.22
0786	1.00	1.00	1.00	2.00	8.00	29.25	53.00	100.00	115.25
0917	1.00	1.00	1.00	3.00	12.00	39.00	74.00	136.24	154.24
0923	--	--	2.00	2.00	35.50	104.00	340.40	--	--
0926	1.00	1.00	1.00	2.00	8.00	30.00	60.00	110.50	139.75
0950	--	--	1.80	2.00	7.00	50.00	82.20	--	--
0996	--	--	--	5.00	38.00	127.75	--	--	--
1013	1.00	1.00	1.00	1.00	4.00	26.00	52.00	111.80	189.70
1017	1.00	1.00	1.00	2.00	7.00	28.00	56.40	103.00	133.54
1042	--	--	--	14.00	49.00	120.00	--	--	--
1048	--	--	2.00	4.00	20.00	54.00	251.00	--	--
1053	1.00	1.00	1.00	2.00	8.00	31.50	62.00	99.00	112.50
1057	1.00	1.00	1.00	2.00	8.00	28.00	59.00	108.40	124.40
1063	--	--	1.00	2.50	31.00	117.50	133.10	--	--
1068	1.00	1.00	1.00	2.00	8.00	29.00	61.00	115.00	135.00
1080	1.00	1.00	1.00	1.00	6.00	29.00	62.70	140.64	260.32
1081	1.00	1.00	1.00	3.00	9.00	31.00	61.00	119.04	137.52
1133	--	--	1.00	3.00	15.00	39.00	91.40	--	--
1136	1.00	1.00	1.00	2.00	12.00	44.00	82.00	154.04	191.04
1138	--	--	--	4.00	16.00	68.50	--	--	--
1139	--	1.00	1.60	4.00	17.00	44.00	93.40	162.00	--
1154	1.00	1.00	1.00	1.25	25.00	67.00	121.00	232.84	240.46
1165	1.00	1.00	1.00	2.00	7.00	30.00	61.50	122.20	159.10
1185	1.00	1.00	1.00	1.00	3.00	10.00	34.00	63.30	90.30
1186	--	1.00	1.00	2.00	13.00	43.00	82.40	233.28	--
1188	--	--	--	4.00	11.50	60.75	--	--	--
1245	--	--	1.60	5.25	33.50	56.75	235.80	--	--
1246	1.00	1.00	1.00	1.00	11.00	36.00	63.00	121.42	139.26
1267	1.00	1.00	1.00	2.00	7.00	29.00	70.50	106.20	159.60
1304	1.00	1.00	1.00	3.00	9.00	34.75	64.90	109.52	127.57
1325	1.00	1.00	1.00	2.00	9.00	32.00	58.00	115.88	151.20
1429	1.00	1.00	1.00	2.00	7.00	30.50	62.00	122.52	140.00
1431	1.00	1.00	1.00	2.00	9.00	34.00	62.00	131.28	152.07
1432	1.00	1.00	1.00	2.00	8.00	32.00	60.70	121.82	135.91
1433	1.00	1.00	1.00	3.00	9.00	33.00	59.90	118.00	137.79
1434	1.00	1.00	1.00	3.00	9.00	32.00	58.00	113.36	140.40
1435	1.00	1.00	1.00	2.00	8.00	28.00	54.30	114.32	134.64
1436	1.00	1.00	1.00	3.00	9.50	34.00	63.00	118.26	143.00
1437	--	--	1.00	2.00	4.00	16.00	37.00	--	--
1438	1.00	1.00	1.00	2.00	8.00	30.00	56.40	110.28	136.28
1462	--	--	--	--	.00	--	--	--	--
1492	1.00	1.00	1.00	1.00	5.00	25.00	49.00	101.62	120.86
1500	--	--	2.00	5.50	14.00	62.50	205.60	--	--
1528	1.00	1.00	1.00	1.00	5.00	27.00	50.00	97.00	114.08
1541	--	--	1.00	1.25	12.00	32.75	52.90	--	--
1569	1.00	1.00	1.00	2.00	11.00	42.50	84.00	127.60	150.72
1632	--	--	--	1.00	1.00	36.00	--	--	--
1641	1.00	1.00	1.00	2.00	6.00	28.00	49.00	96.52	134.40
1646	1.00	1.00	1.00	1.00	4.00	24.00	50.00	97.00	113.96
1663	--	--	1.00	1.00	11.00	45.00	68.60	--	--
1671	1.00	1.00	1.00	2.00	8.00	31.50	61.00	117.00	140.74
1680	1.00	1.00	1.00	2.00	9.00	29.00	56.00	98.00	114.50
1694	1.00	1.00	1.00	1.00	6.00	27.00	48.60	99.34	154.29
1696	1.00	1.00	1.00	2.00	5.00	25.00	57.00	96.70	112.75
1697	--	1.00	1.00	2.00	4.00	17.25	35.50	55.00	--
1698	1.00	1.00	1.00	1.00	8.00	29.00	55.60	99.00	116.12
1720	1.00	1.00	1.00	1.00	3.00	32.00	53.20	119.20	201.58
1761	--	1.00	1.00	1.00	13.00	58.75	113.90	162.40	--
1773	1.00	1.00	1.00	2.00	9.00	33.00	66.00	124.00	146.21
1810	--	--	1.60	4.25	8.00	68.25	160.80	--	--
1823	--	--	2.00	4.00	11.00	45.00	159.80	--	--
1870	1.00	1.00	1.00	3.00	10.50	39.75	72.60	146.42	214.99
1875	--	--	2.60	6.00	20.00	43.00	93.00	--	--
1876	--	--	1.00	6.25	17.50	39.00	66.10	--	--
1889	1.00	1.00	1.00	3.00	13.00	53.50	98.80	228.76	268.84
1903	1.00	1.00	1.00	1.00	4.00	26.00	47.80	75.76	117.16
1914	--	--	2.30	6.50	35.50	81.75	138.60	--	--
1920	1.00	1.00	1.00	2.00	7.00	26.00	55.00	111.30	132.73
1921	1.00	1.00	1.00	2.00	8.00	30.00	61.00	118.00	141.33
1937	1.00	1.00	1.00	3.00	10.00	31.00	61.20	131.12	153.60
1956	1.00	1.00	1.00	2.00	10.00	36.00	74.00	140.56	168.28
1970	--	--	2.10	3.00	17.00	106.50	324.60	--	--
2014	1.00	1.00	1.00	2.00	13.00	42.75	72.70	135.40	211.19
2015	1.00	1.00	1.00	2.00	11.00	42.00	78.00	152.00	186.18
2019	--	--	1.00	1.75	31.50	104.75	169.70	--	--
2024	1.00	1.00	1.00	2.00	8.00	28.00	57.00	111.12	136.06
2042	--	--	--	1.00	4.00	27.00	--	--	--
2043	--	1.00	1.00	1.00	4.00	23.00	43.70	76.66	--
2048	1.00	1.00	1.00	1.00	6.00	31.00	56.00	111.56	134.00
2050	--	1.00	1.00	1.00	7.00	22.75	53.20	108.28	--
2051	--	1.00	1.00	1.00	3.00	20.00	50.80	84.80	--
2053	--	--	--	1.00	29.00	48.00	--	--	--
2073	1.00	1.00	1.00	2.00	8.00	31.00	61.70	116.00	135.54
2082	1.00	1.00	1.00	1.00	4.00	20.00	46.00	87.00	115.90
2086	1.00	1.00	1.00	2.00	7.00	29.00	58.00	115.00	135.44
2088	--	--	1.00	3.00	13.50	39.75	66.20	--	--
2090	1.00	1.00	1.00	2.00	6.00	28.00	62.00	115.34	132.39
2096	1.00	1.00	1.00	2.00	9.00	31.00	59.00	111.52	130.88
2128	1.00	1.00	1.00	3.00	11.00	33.00	58.60	110.38	125.83
2131	1.00	1.00	1.00	2.00	7.00	28.00	53.60	117.60	145.46
2142	--	--	--	7.75	67.50	93.50	--	--	--

Appendix 4–5.6. Empirical distribution of storm duration defined by 48-hour minimum interevent time for hourly rainfall stations in Texas—Continued.

	Duration (hours)																		
Station no.	1st percentile	2nd percentile	10th percentile	25th percentile	50th percentile (median)	75th percentile	90th percentile	98th percentile	99th percentile	Station no.	1st percentile	2nd percentile	10th percentile	25th percentile	50th percentile (median)	75th percentile	90th percentile	98th percentile	99th percentile
2160	--	--	1.00	1.00	25.00	55.00	110.20	--	--	3463	--	--	1.00	2.00	8.00	25.00	65.00	--	--
2206	1.00	1.00	1.00	2.00	8.00	33.50	64.80	147.04	180.82	3476	1.00	1.00	1.00	2.00	7.00	30.75	65.10	126.28	156.42
2238	1.00	1.00	1.00	2.00	9.00	33.50	63.60	117.72	171.76	3485	--	--	1.50	6.75	11.50	30.75	110.00	--	--
2240	--	1.00	1.00	1.00	19.00	49.00	91.00	120.04	--	3507	1.00	1.00	1.00	1.00	8.00	32.00	67.00	117.00	168.00
2242	1.00	1.00	1.00	3.00	11.00	35.00	63.70	133.54	164.27	3546	1.00	1.00	1.00	2.00	10.00	35.00	67.00	124.28	147.92
2244	1.00	1.00	1.00	2.00	10.00	35.00	66.00	127.04	151.52	3547	1.00	1.00	1.00	1.00	7.00	27.50	52.80	98.56	132.94
2247	--	--	1.20	5.00	12.00	41.00	109.60	--	--	3579	--	1.00	2.00	3.00	14.00	47.00	64.80	117.92	--
2309	1.00	1.00	1.00	3.00	10.00	35.00	71.00	119.90	140.00	3642	1.00	1.00	1.00	2.00	9.00	30.00	62.00	113.00	146.96
2312	1.00	1.00	1.00	2.00	11.00	33.00	64.00	116.08	139.08	3646	1.00	1.00	1.00	3.00	9.00	29.00	57.00	113.66	138.49
2334	--	--	1.00	1.00	14.00	32.25	58.00	--	--	3668	--	--	--	10.00	74.50	113.50	--	--	--
2336	1.00	1.00	1.00	2.00	5.50	25.75	53.70	129.62	151.85	3673	--	--	1.30	4.75	17.00	77.75	347.90	--	--
2354	--	--	1.00	1.75	3.50	48.00	73.80	--	--	3686	1.00	1.00	1.00	2.00	9.00	34.00	59.00	117.00	145.80
2355	--	--	1.00	2.00	15.00	53.50	80.60	--	--	3691	1.00	1.00	1.00	2.00	7.00	29.00	56.00	122.00	151.12
2357	1.00	1.00	1.00	2.00	8.50	39.00	73.00	118.50	154.20	3734	--	--	1.10	2.75	23.00	93.00	343.20	--	--
2360	1.00	1.00	1.00	2.00	7.00	31.00	63.00	119.00	135.75	3771	1.00	1.00	1.00	1.00	9.00	34.00	62.00	114.00	126.52
2361	1.00	1.00	1.00	1.00	4.00	23.00	54.10	141.70	210.28	3789	--	1.00	1.00	1.00	7.00	31.00	76.60	144.52	--
2394	1.00	1.00	1.00	3.00	10.00	33.00	65.00	121.00	148.81	3826	1.00	1.00	1.00	3.00	8.00	27.00	48.00	118.60	166.80
2404	1.00	1.00	1.00	2.00	8.00	30.00	57.00	112.76	149.19	3831	1.00	1.00	1.00	2.00	7.00	32.00	68.00	92.20	103.80
2415	1.00	1.00	1.00	3.00	9.00	32.00	64.00	118.54	142.08	3841	1.00	1.00	1.00	2.00	6.00	28.00	62.00	101.20	119.20
2462	1.00	1.00	1.00	2.00	8.00	30.00	60.80	147.12	183.00	3871	1.00	1.00	1.00	2.00	8.00	30.50	58.00	97.08	144.02
2528	--	1.00	1.00	2.00	8.00	35.00	63.60	87.24	--	3884	--	--	1.40	5.00	11.00	52.00	90.80	--	--
2617	1.00	1.00	1.00	2.75	9.00	34.00	57.20	105.84	122.30	3941	--	--	1.00	3.00	10.00	41.00	59.80	--	--
2619	1.00	1.00	1.00	1.00	6.00	26.00	53.10	97.72	123.02	3963	--	--	--	1.00	11.00	35.25	--	--	--
2621	1.00	1.00	1.00	2.00	5.00	25.00	54.00	99.76	117.71	4040	1.00	1.00	1.00	2.00	7.00	27.00	53.20	113.88	141.00
2675	1.00	1.00	1.00	2.00	8.00	28.00	64.20	126.12	151.08	4058	--	--	1.60	3.25	4.50	27.00	205.80	--	--
2676	1.00	1.00	1.00	1.00	8.50	37.25	66.10	136.08	150.09	4098	1.00	1.00	1.00	1.00	4.00	23.00	49.00	96.96	112.98
2679	1.00	1.00	1.00	1.00	6.00	28.00	55.00	103.16	132.24	4100	1.00	1.00	1.00	2.00	7.00	26.00	55.00	111.08	117.04
2715	1.00	1.00	1.00	2.00	8.00	27.00	56.00	105.00	133.54	4137	1.00	1.00	1.00	2.00	8.00	30.00	56.00	124.60	153.00
2744	1.00	1.00	1.00	2.00	6.00	26.00	52.60	101.00	118.36	4191	1.00	1.00	1.00	2.00	7.00	30.00	57.00	112.00	131.00
2758	--	1.00	1.00	2.25	12.50	45.00	94.70	125.16	--	4256	--	--	--	--	.00	--	--	--	--
2794	--	--	1.00	1.00	6.00	16.00	43.30	--	--	4257	1.00	1.00	1.00	2.00	9.00	31.00	64.20	120.84	148.84
2797	1.00	1.00	1.00	2.00	6.00	27.00	57.70	113.62	144.39	4258	1.00	1.00	1.00	2.00	12.00	33.00	92.40	187.32	196.70
2811	1.00	1.00	1.00	1.00	5.00	27.00	56.00	107.00	118.08	4278	1.00	1.00	1.00	2.00	7.00	29.00	59.00	117.76	134.00
2813	--	--	1.00	1.00	5.00	18.00	52.00	--	--	4299	1.00	1.00	1.00	2.00	4.00	14.75	38.80	75.94	77.98
2814	--	--	1.00	1.00	11.00	72.00	81.00	--	--	4300	1.00	1.00	1.00	3.00	15.00	47.00	88.00	179.38	219.76
2815	1.00	1.00	1.00	1.00	5.00	26.00	56.30	90.76	115.57	4305	1.00	1.00	1.00	3.00	15.00	46.00	93.70	173.36	211.68
2818	1.00	1.00	1.00	1.00	5.00	20.00	54.40	98.64	173.44	4307	1.00	1.00	1.00	2.00	15.00	43.00	90.20	216.40	247.76
2986	1.00	1.00	1.00	3.00	10.00	36.00	64.80	149.48	176.96	4309	1.00	1.00	1.00	2.00	10.00	37.00	70.00	131.88	162.00
3005	1.00	1.00	1.00	2.00	7.00	27.00	57.00	111.00	136.84	4311	1.00	1.00	1.00	3.00	9.00	36.00	70.00	132.00	154.52
3033	1.00	1.00	1.00	2.00	4.00	20.00	49.00	93.30	103.50	4313	1.00	1.00	2.00	4.00	18.00	40.00	68.80	115.12	143.76
3034	--	--	--	--	1.00	--	--	--	--	4319	--	1.00	2.00	4.00	12.00	40.00	86.20	144.96	--
3047	--	--	1.20	2.00	38.00	62.00	279.20	--	--	4329	1.00	1.00	1.00	2.00	10.00	33.50	67.00	126.44	141.66
3103	--	--	1.00	1.00	3.00	19.00	47.00	--	--	4331	--	--	--	--	.00	--	--	--	--
3133	1.00	1.00	1.00	2.00	8.00	30.00	58.00	118.00	139.16	4375	1.00	1.00	1.00	1.00	6.00	28.00	56.30	119.88	136.93
3156	1.00	1.00	1.00	2.00	8.00	31.00	65.20	99.52	159.40	4392	1.00	1.00	1.00	3.00	14.00	37.25	81.00	121.00	165.48
3171	1.00	1.00	1.00	2.25	8.00	30.00	57.00	111.22	135.00	4425	1.00	1.00	1.00	1.00	3.00	19.00	46.90	106.00	131.28
3189	1.00	1.00	1.00	1.00	5.00	29.50	59.00	130.20	180.10	4440	1.00	1.00	2.00	3.00	9.00	31.25	60.00	101.00	135.88
3260	1.00	1.00	1.00	2.00	7.00	25.00	54.90	137.40	159.48	4476	1.00	1.00	1.00	2.00	9.00	31.00	57.00	101.00	123.57
3267	--	1.00	1.00	3.00	11.00	35.50	70.00	125.80	--	4498	--	--	--	1.50	4.00	26.00	--	--	--
3270	1.00	1.00	1.00	1.00	5.00	24.00	49.00	101.56	120.90	4517	1.00	1.00	1.00	2.00	8.00	31.00	61.00	119.00	136.50
3272	--	--	1.00	1.25	13.50	55.50	123.00	--	--	4520	1.00	1.00	1.00	1.00	8.00	31.00	53.40	112.48	151.48
3277	--	--	1.00	1.00	7.00	25.00	45.40	--	--	4525	--	--	1.00	2.00	10.00	72.75	284.80	--	--
3278	1.00	1.00	1.00	1.00	4.00	23.00	49.90	111.02	178.24	4563	--	--	1.60	3.00	7.00	40.00	149.20	--	--
3280	1.00	1.00	1.00	1.00	3.00	13.75	53.00	84.50	140.25	4570	1.00	1.00	1.00	1.00	6.00	27.00	54.00	103.62	125.86
3281	--	--	1.00	1.00	2.00	5.50	42.20	--	--	4577	1.00	1.00	1.00	2.00	8.00	31.00	68.00	130.00	157.00
3283	1.00	1.00	1.00	3.00	11.00	39.00	78.00	134.00	157.27	4591	1.00	1.00	1.00	3.00	9.00	30.00	71.00	129.00	149.00
3284	1.00	1.00	1.00	2.00	8.00	30.00	62.00	124.76	157.76	4670	1.00	1.00	1.00	2.00	7.00	28.00	58.00	101.00	117.13
3285	1.00	1.00	1.00	1.00	8.00	30.00	57.00	120.74	143.00	4671	--	1.00	1.00	1.00	10.00	37.00	62.00	132.00	--
3329	1.00	1.00	1.00	2.00	10.00	32.00	64.00	108.96	131.96	4679	1.00	1.00	1.00	2.00	8.00	32.00	62.00	114.04	147.08
3335	1.00	1.00	1.00	3.00	10.00	29.00	55.80	118.88	124.41	4696	--	--	--	5.00	33.00	51.00	--	--	--
3370	1.00	1.00	1.00	2.00	7.00	27.75	54.00	121.14	154.00	4703	--	1.00	1.00	1.00	9.00	37.00	70.00	146.00	--
3410	1.00	1.00	1.00	1.00	6.00	27.00	55.00	100.50	119.25	4704	1.00	1.00	1.00	3.00	14.00	37.00	64.40	139.56	156.70
3415	1.00	1.00	1.00	2.00	8.00	29.25	61.00	117.00	143.23	4731	--	1.00	1.00	1.00	16.00	34.00	76.30	169.38	--
3430	1.00	1.00	1.00	3.00	12.00	42.00	77.00	143.92	170.46	4792	1.00	1.00	1.00	1.00	6.00	29.00	60.00	120.00	152.00
3431	1.00	1.00	1.00	1.00	19.00	55.00	97.00	239.40	276.05	4819	1.00	1.00	1.00	2.00	10.00	37.50	75.50	123.00	163.80
3441	--	--	1.00	1.00	10.00	39.50	99.80	--	--	4852	--	--	1.00	1.00	1.00	21.00	107.00	--	--
3442	1.00	1.00	1.00	3.00	8.00	28.00	54.00	90.20	107.93	4866	1.00	1.00	1.00	2.00	8.00	32.00	58.00	119.00	133.10
3446	1.00	1.00	1.00	2.00	5.00	22.25	49.00	89.88	94.97	4876	--	1.00	1.00	2.00	9.00	30.00	56.00	126.20	--
3460	--	--	1.00	2.00	11.00	26.00	67.00	--	--	4878	1.00	1.00	1.00	3.00	12.00	42.00	79.00	142.64	155.82
3462	1.00	1.00	1.00	2.00	7.00	24.50	63.20	160.92	169.86	4880	1.00	1.00	1.00	2.00	6.00	27.00	55.00	106.56	139.00

Appendix 4–5.6. Empirical distribution of storm duration defined by 48-hour minimum interevent time for hourly rainfall stations in Texas—Continued.

	Duration (hours)										Duration (hours)									
Station no.	1st percentile	2nd percentile	10th percentile	25th percentile	50th percentile (median)	75th percentile	90th percentile	98th percentile	99th percentile	Station no.	1st percentile	2nd percentile	10th percentile	25th percentile	50th percentile (median)	75th percentile	90th percentile	98th percentile	99th percentile
4920	1.00	1.00	1.00	1.00	6.00	26.00	53.90	101.38	120.69	5957	1.00	1.00	1.00	2.00	6.00	28.00	57.70	104.00	128.85
4934	--	--	--	1.00	2.00	39.00	--	--	--	5958	1.00	1.00	1.00	2.00	9.50	29.75	62.00	123.38	135.52
4972	1.00	1.00	1.00	2.00	8.00	30.00	55.00	103.00	124.00	5973	--	1.00	1.00	2.75	13.00	37.25	81.10	131.54	--
4973	1.00	1.00	1.00	3.00	9.00	27.25	59.00	122.30	175.00	5996	1.00	1.00	1.00	2.00	8.00	31.00	63.00	116.00	130.48
4974	1.00	1.00	1.00	2.00	6.00	29.00	57.00	101.74	121.48	6017	--	1.00	1.00	2.00	8.50	35.75	86.00	130.00	--
4975	1.00	1.00	1.00	2.00	9.00	32.00	57.00	120.00	147.10	6024	1.00	1.00	1.00	4.00	13.00	28.00	63.00	108.52	127.56
4978	1.00	1.00	1.00	1.00	6.50	23.00	61.50	104.70	154.50	6050	--	--	1.00	5.50	11.00	16.50	44.20	--	--
4979	--	--	--	8.00	70.00	127.75	--	--	--	6104	1.00	1.00	1.00	2.00	7.00	33.00	77.00	145.00	189.80
4982	1.00	1.00	1.00	2.00	7.00	25.00	53.70	100.54	119.27	6108	1.00	1.00	1.00	2.00	9.00	32.00	62.30	119.00	138.00
5018	1.00	1.00	1.00	3.00	7.00	25.00	55.00	124.70	179.65	6136	1.00	1.00	1.00	1.00	5.00	25.00	51.00	103.00	127.00
5048	1.00	1.00	1.00	1.00	4.00	23.00	45.90	83.18	98.81	6166	--	1.00	1.40	3.00	10.00	32.00	59.20	98.72	--
5049	--	1.00	1.00	1.00	4.50	21.50	44.10	97.16	--	6176	1.00	1.00	1.00	2.50	12.00	32.00	71.00	125.08	147.36
5056	--	--	--	5.00	12.50	19.25	--	--	--	6177	1.00	1.00	1.00	2.00	9.00	32.00	64.00	117.82	143.82
5057	1.00	1.00	1.00	2.00	8.00	35.00	69.00	138.72	160.90	6210	1.00	1.00	1.00	2.00	8.00	32.00	61.00	116.00	138.15
5060	1.00	1.00	1.00	2.00	7.00	32.50	70.50	124.80	143.00	6211	1.00	1.00	1.00	3.00	13.00	45.00	73.00	146.12	194.92
5081	1.00	1.00	1.00	4.00	11.00	37.00	72.00	131.90	146.05	6270	1.00	1.00	1.00	2.00	10.00	34.25	65.00	113.68	145.17
5094	1.00	1.00	1.00	2.00	8.00	29.00	59.00	118.00	142.55	6275	--	--	--	--	.00	--	--	--	--
5113	1.00	1.00	1.00	2.00	8.00	32.00	63.90	115.18	135.18	6276	--	--	1.00	3.25	12.50	81.75	379.80	--	--
5114	--	--	--	--	.00	--	--	--	--	6335	1.00	1.00	1.00	3.00	9.00	29.00	61.00	116.60	135.80
5123	--	--	1.00	2.25	10.00	27.25	31.70	--	--	6434	--	--	2.20	5.00	8.00	33.00	50.60	--	--
5192	1.00	1.00	1.00	2.00	8.00	30.00	57.30	111.00	125.46	6504	1.00	1.00	1.00	1.00	5.00	25.00	56.00	105.34	127.35
5193	1.00	1.00	1.00	2.00	9.00	33.00	68.00	125.36	146.36	6558	--	--	1.00	1.00	7.00	28.25	42.10	--	--
5224	1.00	1.00	1.00	3.00	13.00	43.00	74.80	136.00	169.48	6615	1.00	1.00	1.00	1.00	4.00	25.50	50.60	104.84	151.64
5228	1.00	1.00	1.00	1.00	6.00	32.50	61.00	144.40	154.10	6660	--	1.00	1.00	3.00	10.00	41.75	63.20	100.28	--
5235	--	--	1.00	2.00	13.00	46.00	75.90	--	--	6663	--	1.00	1.00	2.00	15.00	50.00	118.60	218.92	--
5247	1.00	1.00	1.00	2.00	7.00	27.00	56.60	108.00	128.16	6734	1.00	1.00	1.00	2.00	9.00	31.50	63.40	104.80	126.90
5258	1.00	1.00	1.00	3.00	8.00	29.00	62.00	110.00	132.69	6736	1.00	1.00	1.00	1.00	4.00	22.00	48.40	97.76	121.88
5303	1.00	1.00	1.00	2.00	7.00	30.00	58.20	99.48	115.64	6740	--	--	1.20	5.00	8.00	35.00	118.00	--	--
5312	1.00	1.00	1.00	1.00	6.00	30.00	57.10	108.00	125.00	6750	1.00	1.00	1.00	1.00	12.00	43.00	88.60	208.84	231.96
5341	--	--	1.10	2.75	5.50	80.00	401.60	--	--	6757	1.00	1.00	1.00	2.00	10.00	35.00	70.00	128.90	152.45
5342	--	--	--	--	.00	--	--	--	--	6775	1.00	1.00	1.00	2.00	10.00	32.00	63.80	104.60	114.16
5348	1.00	1.00	1.00	2.00	10.00	34.25	61.00	111.66	144.33	6776	1.00	1.00	1.00	1.00	6.00	29.00	57.00	107.76	148.19
5358	1.00	1.00	1.00	2.00	6.00	28.00	53.00	98.86	118.00	6788	1.00	1.00	1.20	3.00	8.00	26.00	50.80	103.64	122.40
5398	1.00	1.00	1.00	3.00	10.00	34.00	70.00	126.00	147.00	6792	1.00	1.00	1.00	1.00	4.00	24.00	50.00	101.00	130.35
5410	1.00	1.00	1.00	1.00	4.00	26.00	52.00	96.48	138.74	6794	--	--	--	9.00	21.00	112.50	--	--	--
5411	1.00	1.00	1.00	2.00	9.00	34.00	66.90	126.96	155.43	6834	1.00	1.00	1.00	2.00	8.00	30.00	59.00	115.00	139.00
5424	1.00	1.00	1.00	4.00	19.00	64.75	116.00	201.68	262.28	6893	1.00	1.00	1.00	1.00	3.00	18.00	44.00	92.00	104.92
5429	1.00	1.00	1.00	2.00	8.00	33.50	66.00	132.88	145.88	6935	1.00	1.00	1.00	1.00	5.00	26.00	52.00	98.74	123.96
5431	--	--	1.30	5.25	13.50	26.75	97.10	--	--	6981	1.00	1.00	1.00	2.00	9.50	30.75	51.10	119.16	149.07
5461	1.00	1.00	1.00	2.00	8.00	31.00	62.00	117.00	141.00	7020	--	1.00	1.00	3.25	14.50	34.50	73.10	117.52	--
5463	1.00	1.00	1.00	1.00	8.00	32.00	58.70	105.48	119.74	7060	1.00	1.00	1.00	1.00	5.00	24.00	50.10	109.44	128.33
5471	--	--	1.00	1.00	2.00	52.50	86.80	--	--	7066	1.00	1.00	1.00	3.00	9.00	33.00	63.80	120.16	146.08
5477	--	--	1.00	1.00	3.00	24.50	245.80	--	--	7074	1.00	1.00	1.00	1.00	4.00	23.50	52.00	101.04	125.00
5528	1.00	1.00	1.00	2.00	7.00	28.00	53.00	109.98	132.98	7097	--	1.00	1.00	2.00	10.00	47.00	92.30	253.12	--
5579	--	--	--	--	15.00	--	--	--	--	7116	1.00	1.00	1.00	2.00	7.00	28.00	53.00	111.60	142.50
5580	--	--	1.60	3.00	19.00	52.00	76.40	--	--	7140	1.00	1.00	1.00	2.00	9.00	35.00	70.00	130.60	156.16
5589	1.00	1.00	1.00	1.00	6.00	31.00	53.60	116.76	233.16	7173	1.00	1.00	1.00	3.00	16.00	47.00	81.80	162.52	218.76
5590	1.00	1.00	1.00	2.00	14.50	42.50	64.50	151.30	169.37	7174	1.00	1.00	1.00	3.00	15.00	46.00	86.00	174.00	209.46
5591	1.00	1.00	1.00	2.00	4.00	21.00	54.00	116.72	145.68	7213	1.00	1.00	1.00	2.00	8.00	32.00	60.40	118.28	139.84
5592	1.00	1.00	1.00	2.00	4.00	25.00	49.00	109.26	155.52	7243	1.00	1.00	1.00	2.00	8.00	31.00	59.10	113.02	134.01
5594	1.00	1.00	1.00	2.00	3.00	13.50	44.00	92.80	158.60	7262	--	1.00	1.00	1.00	1.00	26.50	49.00	176.80	--
5595	--	--	--	--	1.50	--	--	--	--	7274	1.00	1.00	1.00	1.00	5.00	18.75	37.10	91.06	109.12
5596	1.00	1.00	1.00	1.00	5.00	28.00	57.00	113.00	140.72	7300	1.00	1.00	1.00	2.00	7.00	25.00	50.00	100.00	118.00
5600	1.00	1.00	1.00	2.00	4.00	28.75	52.00	145.06	165.24	7311	--	--	1.00	1.00	5.00	24.00	40.00	--	--
5618	--	--	2.40	10.00	35.00	79.00	247.40	--	--	7363	--	--	1.20	3.00	9.00	62.00	284.80	--	--
5650	--	--	1.60	6.50	13.50	45.75	84.60	--	--	7422	1.00	1.00	1.00	2.00	8.00	32.00	60.00	118.18	139.59
5656	1.00	1.00	1.00	1.00	6.00	28.00	52.00	96.60	121.10	7431	1.00	1.00	1.00	1.00	4.00	20.00	48.00	93.64	120.30
5658	1.00	1.00	1.00	2.00	7.00	28.00	57.00	104.00	118.53	7481	1.00	1.00	1.00	1.00	4.00	20.00	48.00	86.00	100.96
5661	1.00	1.00	1.00	1.00	9.00	38.00	69.60	131.52	181.51	7497	1.00	1.00	1.00	1.00	10.00	32.50	65.80	126.12	142.56
5666	--	--	1.00	2.00	14.50	48.25	58.60	--	--	7498	1.00	1.00	1.00	1.00	7.00	30.50	56.20	137.16	157.82
5695	1.00	1.00	1.00	2.00	8.00	29.00	59.00	108.00	125.87	7499	1.00	1.00	1.00	1.00	7.00	30.00	57.00	109.54	142.54
5742	--	--	1.00	2.00	9.00	23.00	101.80	--	--	7531	--	1.00	1.00	2.25	10.00	44.50	70.00	107.84	--
5766	--	--	--	30.50	57.00	120.50	--	--	--	7534	1.00	1.00	1.00	2.00	8.00	31.50	56.60	95.32	108.22
5770	1.00	1.00	1.00	2.00	8.00	31.00	60.00	114.00	141.31	7556	1.00	1.00	1.00	2.00	7.00	28.00	56.00	112.80	129.70
5775	--	--	--	1.00	23.00	46.25	--	--	--	7594	1.00	1.00	1.00	2.00	8.00	32.00	66.00	121.20	145.10
5779	--	--	1.00	1.00	6.50	20.00	46.20	--	--	7596	1.00	1.00	1.00	2.00	6.50	28.00	61.70	91.58	110.16
5840	1.00	1.00	1.00	2.00	7.00	25.00	63.00	114.36	134.56	7608	1.00	1.00	1.00	2.00	9.00	36.00	65.40	118.08	151.08
5890	1.00	1.00	1.00	2.00	7.00	28.00	56.00	108.68	138.68	7622	--	--	1.00	1.00	2.00	23.50	48.20	--	--
5891	1.00	1.00	1.00	2.00	5.00	24.50	46.50	76.00	104.00	7700	1.00	1.00	1.00	3.00	13.00	42.00	76.00	135.76	150.76
5897	1.00	1.00	1.00	1.00	10.00	32.00	58.20	113.28	129.00	7706	1.00	1.00	1.00	1.00	6.00	27.00	56.00	106.40	129.90

Appendix 4–5.6. Empirical distribution of storm duration defined by 48-hour minimum interevent time for hourly rainfall stations in Texas—Continued.

	Duration (hours)																		
Station no.	1st percentile	2nd percentile	10th percentile	25th percentile	50th percentile (median)	75th percentile	90th percentile	98th percentile	99th percentile	Station no.	1st percentile	2nd percentile	10th percentile	25th percentile	50th percentile (median)	75th percentile	90th percentile	98th percentile	99th percentile
7718	--	1.00	1.00	2.00	9.00	29.00	52.20	175.00	--	8910	--	--	1.40	4.50	10.00	45.50	91.20	--	--
7745	1.00	1.00	1.00	3.00	13.00	40.50	72.00	116.80	134.70	8911	1.00	1.00	1.00	2.00	7.00	32.00	66.00	147.54	162.18
7922	1.00	1.00	1.00	1.00	4.00	20.00	43.00	97.12	116.60	8924	1.00	1.00	1.00	2.00	3.00	23.00	44.00	98.60	162.80
7936	1.00	1.00	1.00	3.00	10.00	36.00	72.00	141.08	163.56	8929	--	--	1.00	1.00	5.00	36.00	278.40	--	--
7943	1.00	1.00	1.00	2.00	7.00	30.00	60.00	114.92	142.96	8942	1.00	1.00	1.00	2.00	10.00	35.00	68.00	126.00	154.21
7944	--	--	1.00	4.00	20.00	50.00	90.40	--	--	8944	1.00	1.00	1.00	2.00	9.00	39.00	74.00	123.96	142.68
7945	1.00	1.00	1.00	2.00	14.00	42.00	77.00	148.78	181.39	8996	1.00	1.00	1.00	3.00	10.00	38.00	73.90	133.00	155.00
7947	1.00	1.00	1.00	2.00	9.00	44.00	66.70	140.40	253.00	9014	--	--	2.40	8.25	34.00	101.50	202.00	--	--
7948	1.00	1.00	1.00	2.00	6.00	29.00	58.00	119.24	144.00	9037	1.00	1.00	1.00	2.00	4.00	19.00	47.10	90.76	105.83
7951	1.00	1.00	1.00	3.00	9.00	29.00	64.00	126.34	151.05	9106	1.00	1.00	1.00	2.00	4.00	25.00	47.20	115.44	201.04
7953	--	1.00	1.20	2.00	7.00	43.50	70.00	144.28	--	9107	--	--	1.00	1.00	2.00	9.00	74.20	--	--
7981	1.00	1.00	1.00	2.00	7.00	29.25	62.60	127.86	181.01	9129	--	1.00	1.00	2.00	6.00	41.00	86.00	133.00	--
7990	--	1.00	1.00	2.00	7.00	40.75	94.50	222.30	--	9163	1.00	1.00	1.00	2.00	7.00	28.00	55.40	104.48	130.22
7992	--	--	1.60	4.00	14.50	60.50	163.60	--	--	9213	1.00	1.00	1.00	1.00	13.00	49.00	89.20	155.00	176.00
7997	--	1.00	1.00	2.00	7.00	29.50	49.00	81.84	--	9214	--	--	3.00	3.00	25.00	100.50	228.70	--	--
7999	--	--	1.00	2.50	7.00	37.50	54.20	--	--	9222	1.00	1.00	1.00	4.00	16.00	33.00	56.00	187.00	224.20
8022	--	--	1.00	2.00	4.00	29.00	43.00	--	--	9248	--	1.00	1.00	2.00	10.50	29.75	62.60	114.20	--
8023	1.00	1.00	1.00	1.00	4.00	23.00	49.70	97.08	126.81	9266	--	1.00	1.00	2.00	8.00	28.00	64.00	142.16	--
8047	1.00	1.00	1.00	2.00	7.50	29.00	59.00	107.66	138.00	9270	1.00	1.00	1.00	1.00	5.00	28.00	66.00	139.40	165.30
8060	--	1.00	1.00	2.00	6.00	42.00	85.20	205.68	--	9295	--	1.00	1.00	1.00	7.00	13.00	37.00	191.68	--
8062	--	--	1.00	2.00	14.50	34.50	47.70	--	--	9304	--	--	--	--	12.00	--	--	--	--
8068	--	--	1.00	2.50	18.50	44.75	68.30	--	--	9307	1.00	1.00	1.00	2.00	6.00	25.75	49.70	100.68	172.91
8081	1.00	1.00	1.00	2.00	7.00	29.00	58.00	120.42	147.05	9328	1.00	1.00	1.00	2.00	6.00	33.00	68.00	120.48	125.37
8089	--	--	1.00	2.00	6.00	31.00	58.40	--	--	9329	--	--	--	3.50	17.00	59.50	--	--	--
8221	--	--	7.30	10.00	29.50	107.25	148.80	--	--	9345	--	--	--	--	10.00	--	--	--	--
8252	1.00	1.00	1.00	1.00	4.00	24.00	50.40	96.48	118.22	9363	1.00	1.00	1.00	2.00	15.00	46.00	79.40	155.24	173.64
8265	1.00	1.00	2.00	3.00	13.00	43.00	77.00	139.00	160.80	9364	1.00	1.00	1.00	2.00	13.00	43.00	79.00	157.08	186.00
8289	--	--	1.00	3.00	18.00	33.50	61.00	--	--	9365	--	--	1.20	2.00	5.00	42.00	67.20	--	--
8305	1.00	1.00	1.00	1.00	4.00	23.00	53.00	103.00	123.00	9371	--	1.00	1.00	2.00	13.00	41.50	68.20	111.24	--
8335	1.00	1.00	1.00	3.00	11.00	34.00	69.00	127.00	151.00	9417	1.00	1.00	1.00	2.00	9.00	33.00	62.30	119.46	148.92
8400	1.00	1.00	1.00	1.00	6.00	31.50	71.00	112.32	139.22	9419	1.00	1.00	1.00	3.00	12.00	38.00	72.90	136.58	152.29
8445	1.00	1.00	1.00	3.00	10.00	37.00	68.00	126.00	152.25	9435	--	1.00	1.00	1.00	4.00	24.50	63.20	108.40	--
8446	1.00	1.00	1.00	2.00	8.00	32.00	63.00	113.66	146.32	9491	1.00	1.00	1.00	2.00	10.00	35.00	68.00	130.00	149.00
8451	1.00	1.00	1.00	2.00	5.50	28.25	55.00	97.76	133.08	9499	1.00	1.00	1.00	1.00	5.00	26.00	51.00	101.00	121.14
8531	1.00	1.00	1.00	2.00	8.00	32.00	60.70	123.08	140.77	9522	--	--	--	3.50	8.00	188.00	--	--	--
8541	--	1.00	2.00	3.00	6.00	23.50	59.20	127.96	--	9527	1.00	1.00	1.00	1.00	5.00	28.00	60.00	107.28	142.00
8544	1.00	1.00	1.00	3.00	10.00	35.00	66.80	110.80	129.76	9532	1.00	1.00	1.00	2.00	8.00	29.00	56.00	104.00	139.68
8545	--	--	1.00	2.50	12.00	34.00	101.20	--	--	9544	--	--	--	1.00	3.00	17.00	--	--	--
8563	1.00	1.00	1.00	2.00	9.00	30.00	57.40	116.08	146.94	9565	1.00	1.00	1.00	2.00	6.00	25.00	57.00	113.06	130.53
8566	1.00	1.00	1.00	1.00	5.00	26.00	61.20	116.24	136.08	9570	1.00	1.00	1.00	1.00	4.00	29.00	56.40	104.36	139.92
8583	1.00	1.00	1.00	1.00	9.00	30.00	57.30	115.98	154.65	9574	--	--	1.00	1.00	16.00	39.00	53.20	--	--
8584	1.00	1.00	1.00	1.00	6.00	30.00	56.20	101.00	111.00	9588	1.00	1.00	1.00	1.00	6.00	30.00	63.00	136.00	160.88
8623	1.00	1.00	1.00	2.00	7.00	29.50	57.00	116.80	138.90	9665	1.00	1.00	1.00	2.00	8.00	33.00	67.00	125.00	148.36
8625	1.00	1.00	1.00	3.00	10.00	31.00	60.00	115.04	140.04	9715	1.00	1.00	1.00	2.00	8.00	31.00	57.00	115.48	140.62
8630	1.00	1.00	1.00	2.00	5.00	22.00	48.00	89.28	110.35	9729	1.00	1.00	1.00	3.00	10.00	33.00	63.00	118.00	144.00
8631	1.00	1.00	1.00	2.00	6.00	25.00	51.00	100.00	120.65	9772	1.00	1.00	1.00	2.00	9.00	30.50	62.40	146.08	169.68
8646	1.00	1.00	1.00	2.00	7.00	28.00	58.20	119.44	137.44	9814	--	--	1.00	2.50	9.00	19.00	49.00	--	--
8647	1.00	1.00	1.00	1.00	6.00	25.00	56.00	121.24	150.09	9815	1.00	1.00	1.00	3.00	9.00	33.00	71.00	127.04	147.17
8677	1.00	1.00	1.40	3.50	8.00	33.00	69.40	142.16	161.18	9816	--	1.00	1.00	1.00	3.50	15.00	43.40	152.22	--
8696	--	--	2.20	7.00	32.50	109.75	201.10	--	--	9817	1.00	1.00	1.00	1.00	6.00	25.00	54.00	106.10	125.85
8743	1.00	1.00	1.00	3.00	9.00	34.00	65.00	119.32	143.16	9829	1.00	1.00	1.00	1.00	4.00	23.00	50.00	91.00	114.00
8761	1.00	1.00	1.00	1.00	4.00	23.00	48.00	101.00	134.85	9830	1.00	1.00	1.00	1.00	4.00	21.00	43.00	98.60	186.20
8778	1.00	1.00	1.00	2.00	10.00	35.00	68.00	123.00	147.21	9858	1.00	1.00	1.00	2.00	6.00	22.00	54.00	95.68	109.00
8845	1.00	1.00	1.00	2.00	9.00	33.00	64.00	112.72	140.86	9893	1.00	1.00	1.00	2.00	7.00	28.00	56.00	101.98	112.98
8859	1.00	1.00	1.00	2.00	8.00	33.00	63.40	126.56	158.12	9916	1.00	1.00	1.00	3.00	11.00	34.00	62.60	118.92	154.86
8898	1.00	1.00	1.00	3.00	9.00	29.75	60.10	120.22	151.33	9976	1.00	1.00	1.00	2.00	6.00	30.00	57.00	100.00	124.60
8908	--	--	1.00	2.25	9.50	23.50	107.50	--	--										

Appendix 4–5.7. Empirical distribution of storm duration defined by 72-hour minimum interevent time for hourly rainfall stations in Texas.

[--, not available]

Station no.	Duration (hours) 1st percentile	2nd percentile	10th percentile	25th percentile	50th percentile (median)	75th percentile	90th percentile	98th percentile	99th percentile
0015	--	--	--	--	5.00	--	--	--	--
0016	1.00	1.00	1.00	3.00	16.00	55.00	103.00	194.60	238.00
0050	1.00	1.00	1.00	3.00	13.00	45.00	97.50	182.30	216.65
0054	--	--	1.00	5.00	31.00	98.50	250.60	--	--
0120	--	--	--	13.75	35.00	116.50	--	--	--
0145	--	1.00	1.00	1.00	25.00	55.00	125.20	270.54	--
0146	--	--	2.20	5.00	7.00	81.00	151.40	--	--
0174	1.00	1.00	1.00	1.00	11.50	51.50	101.00	226.96	254.35
0178	--	--	--	6.25	82.00	199.75	--	--	--
0179	1.00	1.00	1.00	2.00	9.00	55.00	102.90	202.90	321.90
0202	1.00	1.00	1.00	1.00	12.00	51.75	117.10	185.64	239.44
0206	1.00	1.00	1.00	2.00	10.50	50.00	91.00	181.38	238.19
0208	--	--	--	--	47.50	--	--	--	--
0211	1.00	1.00	1.00	3.00	16.00	60.00	110.00	197.32	255.03
0244	--	--	2.00	7.50	29.00	91.50	122.90	--	--
0248	1.00	1.00	1.00	1.00	6.00	36.00	75.00	147.76	178.90
0262	1.00	1.00	1.00	3.00	14.00	56.00	100.00	206.48	250.37
0271	--	--	--	4.75	58.50	102.00	--	--	--
0380	1.00	1.00	1.00	2.00	7.00	34.00	73.20	172.10	218.62
0394	--	--	--	5.50	20.00	121.00	--	--	--
0408	--	--	--	10.00	45.50	170.00	--	--	--
0427	--	--	1.00	1.00	30.00	58.00	149.20	--	--
0428	1.00	1.00	1.00	4.00	25.00	72.00	141.00	242.00	279.17
0429	--	1.00	1.00	4.00	22.50	73.75	130.70	397.56	--
0463	--	1.00	1.00	1.00	4.00	30.75	76.60	235.78	--
0493	--	--	--	8.50	19.00	94.50	--	--	--
0495	1.00	1.00	1.00	2.00	7.00	41.25	75.70	138.42	209.71
0496	--	--	1.00	1.00	1.00	3.25	43.20	--	--
0498	--	--	--	1.00	1.00	27.25	--	--	--
0509	1.00	1.00	1.00	2.00	13.00	51.25	101.00	175.78	209.89
0518	1.00	1.00	1.00	2.00	13.00	54.00	103.10	202.10	268.53
0521	--	--	1.00	2.00	5.00	73.50	99.80	--	--
0556	--	1.00	1.00	2.00	10.00	37.00	92.00	175.08	--
0569	1.00	1.00	1.00	2.00	16.50	63.00	121.10	213.84	262.39
0572	1.00	1.00	1.00	3.00	13.00	58.00	120.00	197.60	289.20
0576	--	1.00	1.00	2.00	17.00	55.00	98.80	229.16	--
0580	1.00	1.00	1.00	2.00	11.00	49.50	76.20	156.68	190.70
0587	1.00	1.00	2.00	5.00	20.00	76.00	129.20	269.12	323.56
0605	--	1.00	1.00	3.00	14.00	65.50	116.00	192.80	--
0639	1.00	1.00	1.00	2.00	14.00	55.00	99.00	193.58	227.00
0655	--	--	--	--	.00	--	--	--	--
0665	1.00	1.00	1.00	2.00	11.00	52.25	104.00	194.60	249.42
0689	1.00	1.00	1.00	2.00	10.00	51.00	94.40	167.62	193.54
0690	1.00	1.00	1.00	1.00	8.00	39.50	91.40	188.20	212.02
0691	1.00	1.00	1.00	3.00	12.00	51.00	96.00	180.86	219.00
0708	--	1.00	1.00	2.00	26.50	79.25	109.40	239.12	--
0738	1.00	1.00	1.00	3.00	12.00	50.00	97.00	179.88	215.80
0776	1.00	1.00	1.00	2.00	7.00	38.00	75.70	163.44	191.00
0779	1.00	1.00	1.00	1.00	6.00	29.75	68.90	154.04	177.89
0784	1.00	1.00	1.00	1.00	7.00	41.00	81.40	164.88	217.88
0786	1.00	1.00	1.00	2.00	10.00	40.00	86.80	174.12	188.74
0917	1.00	1.00	1.00	4.00	22.00	72.00	122.80	247.80	308.56
0923	--	--	--	4.25	78.00	118.25	--	--	--
0926	1.00	1.00	1.00	3.00	13.00	52.00	99.00	187.00	236.86
0950	--	--	1.60	2.50	21.00	67.50	88.60	--	--
0996	--	--	--	5.00	38.00	127.75	--	--	--
1013	1.00	1.00	1.00	1.00	14.00	52.00	110.20	220.40	241.92
1017	1.00	1.00	1.00	2.00	12.00	47.25	92.00	177.50	229.00
1042	--	--	--	13.25	34.00	106.50	--	--	--
1048	--	--	--	4.50	20.00	148.50	--	--	--
1053	1.00	1.00	1.00	2.00	10.00	47.00	90.80	144.64	191.88
1057	1.00	1.00	1.00	3.00	12.00	50.75	94.00	190.50	239.40
1063	--	--	--	1.50	31.00	119.25	--	--	--
1068	1.00	1.00	1.00	2.00	12.00	51.00	98.30	177.32	216.49
1080	1.00	1.00	1.00	1.00	8.00	43.00	87.00	279.30	286.55
1081	1.00	1.00	1.00	3.00	16.00	56.00	97.10	190.04	220.55
1133	--	--	1.00	3.25	34.50	60.00	96.90	--	--
1136	1.00	1.00	1.00	3.00	22.00	71.00	130.00	260.62	314.54
1138	--	--	--	14.25	73.00	145.00	--	--	--
1139	--	--	2.00	5.50	37.00	94.50	153.40	--	--
1154	--	1.00	1.00	7.00	31.00	91.50	163.00	333.40	--
1165	1.00	1.00	1.00	2.00	11.00	49.00	95.00	171.40	184.00
1185	1.00	1.00	1.00	1.00	3.00	19.00	55.90	103.52	146.54
1186	--	1.00	1.00	2.00	14.00	67.00	142.40	427.46	--
1188	--	--	--	11.50	42.00	92.50	--	--	--
1245	--	--	--	10.50	61.00	118.50	--	--	--
1246	1.00	1.00	1.00	2.00	20.00	55.00	109.00	187.08	213.93
1267	1.00	1.00	1.00	2.00	12.00	47.00	106.00	183.12	235.56
1304	1.00	1.00	1.00	3.00	12.00	54.00	94.00	186.36	234.84
1325	1.00	1.00	1.00	3.00	18.00	57.00	107.60	177.92	208.92
1429	1.00	1.00	1.00	2.00	11.00	48.00	98.00	191.36	232.20
1431	1.00	1.00	1.00	3.00	13.00	50.75	103.90	206.68	248.39
1432	1.00	1.00	1.00	2.00	13.00	50.00	100.50	207.00	247.00
1433	1.00	1.00	1.00	3.00	13.00	49.00	96.20	190.08	234.20
1434	1.00	1.00	1.00	3.00	12.00	48.00	97.00	192.40	208.00
1435	1.00	1.00	1.00	2.00	11.00	43.00	93.70	199.34	222.57
1436	1.00	1.00	1.00	3.00	15.00	51.00	99.00	193.00	224.50
1437	--	--	1.00	2.00	8.00	33.00	93.00	--	--
1438	1.00	1.00	1.00	3.00	14.00	48.00	90.00	193.00	232.80
1462	--	--	--	--	.00	--	--	--	--
1492	1.00	1.00	1.00	1.00	9.00	42.50	82.00	170.00	190.90
1500	--	--	--	22.00	69.00	103.00	--	--	--
1528	1.00	1.00	1.00	2.00	7.50	43.00	86.30	154.78	193.78
1541	--	--	1.00	2.50	27.00	72.50	116.40	--	--
1569	1.00	1.00	1.00	3.00	19.00	71.00	114.20	221.60	225.84
1632	--	--	--	1.00	1.00	36.00	--	--	--
1641	1.00	1.00	1.00	2.00	10.00	34.50	68.60	171.12	335.16
1646	1.00	1.00	1.00	1.00	8.00	46.00	94.00	164.38	184.38
1663	--	--	1.00	1.25	19.00	61.25	101.50	--	--
1671	1.00	1.00	1.00	2.00	14.00	53.00	102.00	199.00	241.00
1680	1.00	1.00	1.00	3.00	12.00	48.00	95.00	171.78	206.26
1694	--	1.00	1.00	1.00	7.00	34.25	85.70	227.12	--
1696	1.00	1.00	1.00	2.00	8.00	48.00	89.00	149.00	193.00
1697	--	1.00	1.00	2.00	5.00	32.00	72.80	167.00	--
1698	1.00	1.00	1.00	2.00	12.00	44.00	93.00	187.16	209.58
1720	1.00	1.00	1.00	1.00	11.00	50.50	108.20	280.62	353.22
1761	--	--	1.00	1.00	32.00	103.00	149.80	--	--
1773	1.00	1.00	1.00	3.00	14.00	58.00	109.00	201.64	254.76
1810	--	--	--	6.00	20.00	150.00	--	--	--
1823	--	--	--	8.00	37.00	91.75	--	--	--
1870	1.00	1.00	2.00	5.00	19.00	72.00	131.20	224.52	310.36
1875	--	--	2.40	7.50	20.00	64.75	102.70	--	--
1876	--	--	1.00	6.25	17.50	39.00	66.10	--	--
1889	1.00	1.00	1.00	4.50	21.00	73.50	166.00	301.80	396.90
1903	1.00	1.00	1.00	1.00	8.00	36.00	64.00	137.96	254.28
1914	--	--	--	17.00	90.00	131.00	--	--	--
1920	1.00	1.00	1.00	3.00	11.00	44.00	84.00	157.60	181.80
1921	1.00	1.00	1.00	3.00	15.00	57.00	102.00	200.50	251.50
1937	1.00	1.00	2.00	4.00	16.00	56.75	111.00	216.40	253.95
1956	1.00	1.00	1.00	3.00	19.00	68.00	126.80	229.32	267.16
1970	--	--	--	3.00	104.00	128.00	--	--	--
2014	1.00	1.00	1.00	2.00	24.00	71.00	130.40	274.64	390.52
2015	1.00	1.00	1.00	3.00	21.00	69.00	132.00	237.00	309.20
2019	--	--	--	6.25	78.50	110.25	--	--	--
2024	1.00	1.00	1.00	2.00	11.00	49.75	98.00	179.56	221.49
2042	--	--	--	1.25	6.50	43.00	--	--	--
2043	--	1.00	1.00	1.00	6.00	32.25	55.60	101.96	--
2048	1.00	1.00	1.00	1.00	12.00	51.50	93.00	176.04	204.02
2050	--	--	1.00	1.00	7.00	25.00	84.20	--	--
2051	--	--	1.00	2.00	5.00	38.00	84.20	--	--
2053	--	--	--	1.00	29.00	48.00	--	--	--
2073	1.00	1.00	1.00	3.00	15.00	58.50	107.20	236.88	314.62
2082	1.00	1.00	1.00	1.00	5.00	29.00	69.40	139.96	171.62
2086	1.00	1.00	1.00	3.00	13.00	52.00	100.00	179.56	219.34
2088	--	--	1.00	5.00	22.00	60.25	106.60	--	--
2090	1.00	1.00	1.00	2.50	10.00	54.50	98.60	175.68	184.88
2096	1.00	1.00	1.00	3.00	14.00	50.00	94.00	174.32	216.72
2128	1.00	1.00	1.00	3.50	14.00	49.00	101.40	165.56	230.62
2131	1.00	1.00	1.00	2.00	12.00	46.00	88.00	185.00	232.50
2142	--	--	--	33.00	74.00	237.00	--	--	--

Appendix 4–5.7. Empirical distribution of storm duration defined by 72-hour minimum interevent time for hourly rainfall stations in Texas—Continued.

	Duration (hours)																		
Station no.	1st percentile	2nd percentile	10th percentile	25th percentile	50th percentile (median)	75th percentile	90th percentile	98th percentile	99th percentile	Station no.	1st percentile	2nd percentile	10th percentile	25th percentile	50th percentile (median)	75th percentile	90th percentile	98th percentile	99th percentile
2160	--	--	1.00	2.50	34.00	109.00	185.20	--	--	3463	--	--	1.00	2.75	8.50	71.75	115.80	--	--
2206	1.00	1.00	1.00	2.00	12.00	57.00	117.00	203.88	229.18	3476	1.00	1.00	1.00	2.00	11.00	54.00	99.00	171.64	229.60
2238	1.00	1.00	1.00	2.25	14.00	48.50	92.50	214.50	317.35	3485	--	--	1.10	5.75	12.50	84.75	253.50	--	--
2240	--	--	1.00	5.50	19.00	56.50	108.40	--	--	3507	1.00	1.00	1.00	2.00	16.00	58.00	103.90	197.52	277.18
2242	1.00	1.00	1.00	4.00	22.00	62.00	117.70	221.76	283.00	3546	1.00	1.00	1.00	3.00	17.50	64.00	118.00	209.82	254.69
2244	1.00	1.00	1.00	3.00	19.00	65.00	124.00	218.76	257.88	3547	1.00	1.00	1.00	1.00	8.00	47.00	77.80	159.60	226.48
2247	--	--	1.00	4.75	13.50	78.75	147.50	--	--	3579	--	--	2.00	2.75	20.50	49.50	116.00	--	--
2309	1.00	1.00	1.00	3.00	12.00	65.00	104.00	221.44	248.44	3642	1.00	1.00	1.00	3.00	14.00	57.00	102.60	196.72	239.00
2312	1.00	1.00	1.00	4.00	19.00	69.50	124.00	251.00	289.00	3646	1.00	1.00	1.00	3.00	11.00	44.75	94.00	170.00	212.52
2334	--	--	1.00	1.00	16.00	55.75	95.30	--	--	3668	--	--	--	7.00	76.00	180.75	--	--	--
2336	1.00	1.00	1.00	2.00	7.00	33.00	72.40	154.80	179.56	3673	--	--	--	7.50	22.00	107.50	--	--	--
2354	--	--	1.00	3.00	47.00	67.00	98.40	--	--	3686	1.00	1.00	1.00	3.00	14.00	53.00	100.00	181.34	235.38
2355	--	--	1.00	2.00	17.50	56.75	87.30	--	--	3691	1.00	1.00	1.00	2.00	12.00	52.00	99.00	186.80	220.80
2357	1.00	1.00	1.00	2.00	22.00	60.00	107.80	180.96	230.46	3734	--	--	--	8.00	81.00	161.00	--	--	--
2360	1.00	1.00	1.00	2.00	12.00	45.25	95.00	199.68	234.17	3771	1.00	1.00	1.00	2.00	20.00	57.00	100.80	202.40	238.44
2361	1.00	1.00	1.00	1.00	6.00	29.00	92.40	241.48	289.94	3789	--	1.00	1.00	1.00	13.00	67.00	140.20	241.00	--
2394	1.00	1.00	1.00	4.00	17.00	58.00	109.00	205.50	249.75	3826	1.00	1.00	1.00	3.50	11.00	40.50	87.20	196.16	262.08
2404	1.00	1.00	1.00	3.00	15.00	54.00	101.00	179.84	231.64	3831	1.00	1.00	1.00	2.00	11.00	47.50	77.00	180.64	215.05
2415	1.00	1.00	1.00	3.00	14.00	56.25	107.10	209.06	251.03	3841	--	1.00	1.00	2.00	8.00	40.75	87.70	159.42	--
2462	1.00	1.00	1.00	2.00	13.00	46.50	94.80	194.60	246.68	3871	1.00	1.00	1.00	3.00	11.00	47.00	91.00	168.36	207.18
2528	--	1.00	1.00	4.00	22.00	64.00	85.00	127.12	--	3884	--	--	--	6.00	47.50	99.75	--	--	--
2617	1.00	1.00	1.00	3.00	11.50	45.00	87.70	179.74	222.73	3941	--	--	1.00	5.00	41.00	74.00	103.00	--	--
2619	1.00	1.00	1.00	1.00	8.00	42.50	94.00	202.48	216.10	3963	--	--	--	1.00	11.00	35.25	--	--	--
2621	1.00	1.00	1.00	2.00	9.00	38.50	79.40	164.56	189.96	4040	1.00	1.00	1.00	2.00	8.00	39.00	81.80	168.04	216.28
2675	1.00	1.00	1.00	2.00	13.00	60.50	119.80	198.12	234.92	4058	--	--	--	3.50	18.00	101.00	--	--	--
2676	1.00	1.00	1.00	2.00	18.00	63.00	120.80	209.88	238.60	4098	1.00	1.00	1.00	1.00	7.00	42.00	86.50	160.60	210.95
2679	1.00	1.00	1.00	2.00	9.00	45.00	79.00	166.04	220.52	4100	1.00	1.00	1.00	2.00	8.50	43.00	88.20	173.10	189.86
2715	1.00	1.00	1.00	3.00	10.00	42.00	81.30	176.90	253.03	4137	1.00	1.00	1.00	2.00	16.00	54.00	101.00	196.40	276.00
2744	1.00	1.00	1.00	2.00	8.00	44.00	84.00	167.94	216.94	4191	1.00	1.00	1.00	2.00	11.00	49.00	93.80	178.56	209.90
2758	--	1.00	1.00	2.00	17.00	69.50	110.20	524.60	--	4256	--	--	--	--	.00	--	--	--	--
2794	--	--	--	10.00	45.00	71.00	--	--	--	4257	1.00	1.00	1.00	3.00	14.00	58.00	103.80	203.12	257.56
2797	1.00	1.00	1.00	2.00	10.00	43.50	88.80	202.00	241.62	4258	--	1.00	1.00	2.25	14.50	74.00	167.00	348.60	--
2811	1.00	1.00	1.00	2.00	9.00	47.00	93.00	165.00	189.25	4278	1.00	1.00	1.00	3.00	9.00	46.00	89.70	160.14	191.49
2813	--	--	1.00	1.25	5.00	39.00	109.40	--	--	4299	--	1.00	1.00	2.00	4.00	23.00	69.00	124.56	--
2814	--	--	--	1.00	72.00	82.00	--	--	--	4300	1.00	1.00	1.00	5.00	28.00	84.00	169.00	301.30	347.55
2815	1.00	1.00	1.00	1.00	5.00	33.00	65.80	227.68	254.68	4305	1.00	1.00	1.00	5.00	28.00	92.00	152.00	284.28	340.48
2818	1.00	1.00	1.00	2.00	7.00	38.50	88.00	147.00	287.25	4307	1.00	1.00	1.00	4.00	30.50	92.75	160.70	310.86	416.54
2986	1.00	1.00	1.00	4.00	17.00	61.75	125.50	204.40	239.76	4309	1.00	1.00	1.00	3.00	17.00	65.00	121.00	215.68	272.84
3005	1.00	1.00	1.00	2.00	11.00	50.75	96.70	199.70	234.08	4311	1.00	1.00	1.00	3.00	15.00	61.00	118.60	207.00	262.30
3033	1.00	1.00	1.00	2.00	4.00	30.00	71.00	143.40	153.90	4313	1.00	1.00	2.00	5.00	22.00	54.50	112.60	248.20	309.30
3034	--	--	--	--	1.00	--	--	--	--	4319	--	--	2.00	5.00	23.00	94.50	149.60	--	--
3047	--	--	--	2.00	61.00	120.00	--	--	--	4329	1.00	1.00	1.00	3.00	15.00	56.00	109.00	215.40	262.20
3103	--	--	1.00	1.00	5.00	24.00	79.40	--	--	4331	--	--	--	--	.00	--	--	--	--
3133	1.00	1.00	1.00	3.00	13.00	54.50	98.60	164.04	201.52	4375	1.00	1.00	1.00	1.25	12.00	48.75	87.00	174.54	217.08
3156	1.00	1.00	1.00	2.00	11.00	42.50	89.00	148.56	189.08	4392	1.00	1.00	2.00	5.00	26.50	74.50	120.00	225.28	254.93
3171	1.00	1.00	1.00	3.00	12.00	49.00	92.00	179.40	225.80	4425	1.00	1.00	1.00	1.00	5.00	33.00	72.00	169.72	209.48
3189	1.00	1.00	1.00	1.00	13.00	52.00	85.00	192.00	273.00	4440	1.00	1.00	2.00	3.00	14.00	51.00	96.00	171.84	221.10
3260	1.00	1.00	1.00	2.00	7.50	31.00	73.10	166.44	172.35	4476	1.00	1.00	1.00	3.00	13.00	47.00	95.00	184.00	218.54
3267	--	1.00	1.00	3.25	15.50	55.50	108.00	178.02	--	4498	--	--	--	1.50	4.00	26.00	--	--	--
3270	1.00	1.00	1.00	1.00	7.00	43.00	81.60	148.00	184.64	4517	1.00	1.00	1.00	2.00	13.00	50.00	91.00	180.80	225.20
3272	--	--	--	1.50	11.00	78.00	--	--	--	4520	1.00	1.00	1.00	2.00	14.00	51.00	99.00	201.16	261.34
3277	--	--	1.00	1.00	13.00	37.00	53.00	--	--	4525	--	--	--	3.00	77.00	128.00	--	--	--
3278	1.00	1.00	1.00	1.00	5.00	40.00	92.40	201.44	247.20	4563	--	--	--	2.50	7.00	200.00	--	--	--
3280	1.00	1.00	1.00	2.00	4.00	28.50	66.00	129.96	206.38	4570	1.00	1.00	1.00	2.00	10.00	47.00	87.00	165.00	200.70
3281	--	--	1.00	1.00	2.00	7.75	52.60	--	--	4577	1.00	1.00	1.00	3.00	13.00	58.00	114.00	211.48	278.40
3283	1.00	1.00	1.00	4.00	21.00	70.00	123.80	226.56	324.04	4591	1.00	1.00	1.00	3.00	14.00	62.00	112.90	208.58	274.45
3284	1.00	1.00	1.00	3.00	14.50	55.00	107.00	196.78	253.34	4670	1.00	1.00	1.00	2.00	9.00	46.00	87.00	169.62	211.29
3285	1.00	1.00	1.00	2.00	12.00	50.00	102.00	213.40	262.80	4671	--	1.00	1.00	1.00	19.00	55.00	97.00	280.36	--
3329	1.00	1.00	1.00	3.00	13.00	51.25	102.00	175.80	232.75	4679	1.00	1.00	1.00	2.00	15.00	55.25	98.00	184.90	226.95
3335	1.00	1.00	2.00	4.00	20.00	54.25	103.20	181.76	239.75	4696	--	--	--	5.00	33.00	51.00	--	--	--
3370	1.00	1.00	1.00	3.00	11.00	47.00	102.90	192.58	231.58	4703	--	1.00	1.00	1.75	11.50	66.25	130.10	236.52	--
3410	1.00	1.00	1.00	2.00	9.00	45.00	89.40	166.04	196.08	4704	1.00	1.00	1.00	5.00	20.50	57.50	113.80	207.44	299.03
3415	1.00	1.00	1.00	3.00	15.00	54.00	104.20	193.22	240.83	4731	--	1.00	1.00	2.00	20.00	65.00	117.00	275.32	--
3430	1.00	1.00	1.00	4.00	23.00	74.00	139.00	257.22	305.00	4792	1.00	1.00	1.00	2.00	10.00	46.00	98.00	191.96	242.76
3431	1.00	1.00	1.00	7.00	34.00	97.00	171.00	281.80	304.30	4819	1.00	1.00	1.00	3.00	14.00	71.50	129.00	242.00	321.50
3441	--	--	1.00	1.00	13.00	66.00	123.10	--	--	4852	--	--	--	3.75	38.50	68.50	--	--	--
3442	1.00	1.00	1.00	3.00	11.50	45.25	83.70	173.80	188.08	4866	1.00	1.00	1.00	3.00	11.00	45.00	91.00	184.64	219.35
3446	1.00	1.00	1.00	2.00	6.00	37.25	71.50	117.70	145.90	4876	--	1.00	1.00	3.00	20.50	48.00	88.80	229.52	--
3460	--	--	1.00	2.25	11.50	36.50	112.00	--	--	4878	1.00	1.00	1.00	4.00	21.00	72.00	124.00	240.96	285.97
3462	--	1.00	1.00	3.00	11.00	43.00	84.60	235.16	--	4880	1.00	1.00	1.00	2.00	9.00	45.00	91.00	169.00	202.88

Appendix 4–5.7. Empirical distribution of storm duration defined by 72-hour minimum interevent time for hourly rainfall stations in Texas—Continued.

	Duration (hours)										Duration (hours)									
Station no.	1st percentile	2nd percentile	10th percentile	25th percentile	50th percentile (median)	75th percentile	90th percentile	98th percentile	99th percentile	Station no.	1st percentile	2nd percentile	10th percentile	25th percentile	50th percentile (median)	75th percentile	90th percentile	98th percentile	99th percentile
4920	1.00	1.00	1.00	2.00	9.00	43.00	84.60	162.72	189.08	5957	1.00	1.00	1.00	2.00	11.00	48.00	94.00	183.24	242.00
4934	--	--	--	1.00	2.00	39.00	--	--	--	5958	1.00	1.00	1.00	3.00	17.00	55.75	112.30	152.62	162.72
4972	1.00	1.00	1.00	3.00	11.00	49.00	95.70	173.42	200.14	5973	--	1.00	1.00	3.00	17.50	65.50	127.90	246.38	--
4973	1.00	1.00	1.20	4.00	14.00	50.00	89.80	196.88	319.24	5996	1.00	1.00	1.00	2.00	12.00	51.00	97.00	179.00	228.63
4974	1.00	1.00	1.00	2.00	9.00	43.00	81.10	172.10	208.00	6017	--	1.00	1.00	2.00	18.50	76.75	113.80	210.08	--
4975	1.00	1.00	1.00	3.00	17.00	58.00	109.50	196.30	233.30	6024	1.00	1.00	1.00	4.00	18.00	48.00	96.00	164.36	190.52
4978	--	1.00	1.00	2.00	10.00	46.25	77.20	308.14	--	6050	--	--	1.00	6.00	11.00	24.00	99.60	--	--
4979	--	--	--	11.50	75.50	193.25	--	--	--	6104	1.00	1.00	1.00	2.00	12.00	58.00	122.80	239.16	288.08
4982	1.00	1.00	1.00	3.00	10.00	43.00	89.00	165.48	203.28	6108	1.00	1.00	1.00	3.00	14.00	54.25	106.00	197.42	241.00
5018	1.00	1.00	1.70	3.00	10.00	44.00	99.00	212.82	260.26	6136	1.00	1.00	1.00	1.00	8.00	44.00	88.60	174.60	206.52
5048	1.00	1.00	1.00	1.00	7.00	31.00	69.40	136.56	174.56	6166	--	1.00	2.00	3.25	23.00	51.50	92.60	128.02	--
5049	--	1.00	1.00	1.00	6.00	40.00	78.20	181.72	--	6176	1.00	1.00	2.00	3.00	16.00	65.00	119.00	213.00	322.00
5056	--	--	--	--	42.50	--	--	--	--	6177	1.00	1.00	1.00	3.00	16.00	62.00	116.00	215.52	239.39
5057	1.00	1.00	1.00	2.00	15.00	61.00	116.60	198.36	222.24	6210	1.00	1.00	1.00	3.00	13.00	53.00	100.00	208.80	230.00
5060	1.00	1.00	1.00	2.00	13.00	73.50	128.60	225.80	290.40	6211	1.00	1.00	1.00	3.50	24.00	69.00	121.80	260.44	321.88
5081	1.00	1.00	2.00	4.00	18.00	67.00	118.00	218.20	298.80	6270	1.00	1.00	1.00	3.00	16.00	61.25	109.10	206.68	255.05
5094	1.00	1.00	1.00	2.00	12.00	52.00	101.30	183.66	221.98	6275	--	--	--	--	.00	--	--	--	--
5113	1.00	1.00	1.00	2.00	14.00	53.00	100.00	190.40	229.05	6276	--	--	--	1.75	27.00	87.25	--	--	--
5114	--	--	--	--	.00	--	--	--	--	6335	1.00	1.00	1.00	4.00	14.00	57.00	107.00	204.80	231.45
5123	--	--	1.00	2.00	17.00	31.00	63.20	--	--	6434	--	--	4.00	5.75	18.00	34.00	73.00	--	--
5192	1.00	1.00	1.00	3.00	14.00	52.25	101.00	196.72	239.48	6504	1.00	1.00	1.00	1.00	9.00	40.00	90.50	179.10	211.55
5193	1.00	1.00	1.00	3.00	15.00	57.00	112.00	204.80	239.48	6558	--	--	1.00	2.25	14.50	35.75	60.10	--	--
5224	1.00	1.00	1.00	4.00	21.50	73.75	126.60	254.12	356.15	6615	1.00	1.00	1.00	1.00	7.00	38.25	83.30	183.34	212.10
5228	1.00	1.00	1.00	2.00	12.00	57.00	106.00	233.20	301.40	6660	--	1.00	1.00	4.00	17.00	57.00	93.40	149.52	--
5235	--	--	1.00	2.00	22.00	54.50	113.60	--	--	6663	--	--	1.00	2.25	26.00	107.50	160.40	--	--
5247	1.00	1.00	1.00	2.00	10.00	47.00	93.00	177.00	225.00	6734	1.00	1.00	1.00	3.00	17.50	59.00	116.50	204.10	220.05
5258	1.00	1.00	1.00	3.00	14.00	53.50	103.60	184.56	276.52	6736	1.00	1.00	1.00	1.00	6.00	36.00	79.00	150.76	189.00
5303	1.00	1.00	1.00	3.00	11.00	43.50	80.20	162.92	201.34	6740	--	--	1.10	4.25	15.00	49.75	121.00	--	--
5312	1.00	1.00	1.00	1.00	9.00	46.00	97.00	182.32	218.56	6750	1.00	1.00	1.00	1.00	31.00	67.00	160.00	270.50	308.25
5341	--	--	--	3.00	55.00	83.00	--	--	--	6757	1.00	1.00	1.00	3.00	17.00	66.00	120.10	221.00	248.55
5342	--	--	--	--	.00	--	--	--	--	6775	1.00	1.00	1.00	3.00	15.00	56.50	99.00	185.70	198.39
5348	1.00	1.00	1.00	3.00	17.00	61.75	112.60	215.00	248.99	6776	1.00	1.00	1.00	2.00	10.00	51.00	96.80	194.96	257.40
5358	1.00	1.00	1.00	2.00	9.00	43.00	80.20	160.72	189.86	6788	1.00	1.00	1.00	4.00	14.50	59.50	110.90	156.86	185.83
5398	1.00	1.00	1.00	4.00	18.00	68.00	117.00	212.44	251.72	6792	1.00	1.00	1.00	1.00	6.00	41.00	77.00	156.64	222.96
5410	1.00	1.00	1.00	1.00	7.00	41.00	82.00	192.00	238.00	6794	--	--	--	76.25	102.00	171.25	--	--	--
5411	1.00	1.00	1.00	3.00	15.00	55.00	109.80	210.36	243.62	6834	1.00	1.00	1.00	2.00	15.00	58.25	110.50	198.50	233.50
5424	1.00	1.00	1.00	7.00	35.00	97.00	186.40	380.00	469.00	6893	1.00	1.00	1.00	1.00	4.00	30.25	71.50	147.00	180.45
5429	1.00	1.00	1.00	3.00	13.00	53.00	113.40	185.44	256.88	6935	1.00	1.00	1.00	1.00	7.00	40.00	86.00	169.76	208.00
5431	--	--	1.20	4.00	22.00	67.00	103.60	--	--	6981	1.00	1.00	1.00	3.00	17.50	46.00	101.00	168.50	198.05
5461	1.00	1.00	1.00	3.00	11.00	52.00	103.00	187.58	221.79	7020	--	1.00	1.00	4.00	16.00	49.00	91.80	174.52	--
5463	1.00	1.00	1.00	2.00	13.00	51.00	101.80	177.16	197.56	7060	1.00	1.00	1.00	1.00	7.00	41.00	91.80	179.18	216.06
5471	--	--	--	1.00	33.00	78.00	--	--	--	7066	1.00	1.00	1.00	3.00	15.00	59.00	110.00	211.54	260.59
5477	--	--	1.00	1.00	4.00	27.00	285.60	--	--	7074	1.00	1.00	1.00	1.00	6.00	41.00	82.00	155.00	196.76
5528	1.00	1.00	1.00	2.00	10.00	43.00	85.00	157.36	208.16	7097	--	1.00	1.00	2.00	14.00	56.00	120.00	301.20	--
5579	--	--	--	--	15.00	--	--	--	--	7116	1.00	1.00	1.00	2.00	10.00	40.75	99.10	188.72	238.93
5580	--	--	--	12.25	52.00	214.00	--	--	--	7140	1.00	1.00	1.00	3.00	15.00	57.75	111.50	212.70	278.65
5589	--	1.00	1.00	2.00	10.00	51.00	87.70	188.84	--	7173	1.00	1.00	1.00	4.00	27.00	81.00	156.80	349.80	387.14
5590	--	1.00	1.00	2.00	19.00	65.25	120.70	220.60	--	7174	1.00	1.00	1.00	5.00	27.00	86.00	170.00	311.16	362.08
5591	1.00	1.00	1.00	2.00	5.00	40.00	86.60	157.72	172.86	7213	1.00	1.00	1.00	2.00	14.00	53.50	98.30	205.44	240.02
5592	1.00	1.00	1.00	2.00	6.00	35.75	83.60	178.42	218.26	7243	1.00	1.00	1.00	2.00	13.00	52.00	98.00	187.64	223.10
5594	1.00	1.00	1.00	2.00	3.50	27.25	73.50	157.90	181.70	7262	--	1.00	1.00	1.00	7.00	49.00	67.00	224.44	--
5595	--	--	--	--	71.00	--	--	--	--	7274	1.00	1.00	1.00	2.00	6.00	26.00	65.00	103.62	119.86
5596	1.00	1.00	1.00	1.00	10.00	51.00	97.20	189.36	215.76	7300	1.00	1.00	1.00	2.00	9.00	39.00	83.40	170.44	216.76
5600	1.00	1.00	1.00	2.00	5.00	41.50	75.00	187.20	229.00	7311	--	--	1.00	1.25	7.00	37.25	101.00	--	--
5618	--	--	--	7.00	14.00	147.50	--	--	--	7363	--	--	--	4.50	67.50	113.00	--	--	--
5650	--	--	--	6.50	12.50	109.50	--	--	--	7422	1.00	1.00	1.00	2.00	13.00	50.00	97.40	187.12	218.28
5656	1.00	1.00	1.00	1.00	11.00	47.00	94.00	177.84	218.55	7431	1.00	1.00	1.00	2.00	5.00	30.00	73.00	145.62	173.39
5658	1.00	1.00	1.00	3.00	10.00	43.00	91.70	152.00	176.43	7481	1.00	1.00	1.00	2.00	6.00	38.00	75.00	127.90	147.60
5661	1.00	1.00	1.00	1.00	13.00	49.25	94.40	194.08	206.55	7497	1.00	1.00	1.00	2.00	17.00	58.00	104.00	205.38	238.30
5666	--	--	1.00	2.00	10.00	52.50	106.60	--	--	7498	1.00	1.00	1.00	2.00	10.00	55.00	131.00	213.16	255.64
5695	1.00	1.00	1.00	2.50	12.00	52.00	97.00	171.08	201.72	7499	1.00	1.00	1.00	2.00	12.00	48.00	93.00	172.48	207.00
5742	--	--	1.20	3.75	17.00	37.75	211.60	--	--	7531	--	1.00	1.00	4.00	16.50	59.25	104.10	186.68	--
5766	--	--	--	56.00	109.00	201.00	--	--	--	7534	1.00	1.00	1.00	2.00	11.00	51.50	93.70	186.68	189.98
5770	1.00	1.00	1.00	2.00	13.00	53.00	101.00	177.64	224.30	7556	1.00	1.00	1.00	2.00	12.00	50.00	95.00	178.80	233.34
5775	--	--	--	1.00	30.00	48.00	--	--	--	7594	1.00	1.00	1.00	3.00	11.00	55.00	112.50	204.50	245.75
5779	--	--	1.00	4.00	15.00	60.00	81.40	--	--	7596	1.00	1.00	1.00	2.00	9.50	34.75	74.00	142.70	181.41
5840	1.00	1.00	1.00	3.00	9.00	38.00	84.00	205.60	263.80	7608	1.00	1.00	1.00	3.00	18.00	67.00	115.00	213.40	249.30
5890	1.00	1.00	1.00	2.00	10.00	46.00	92.00	184.86	207.72	7622	--	--	1.00	1.00	2.00	30.75	158.50	--	--
5891	1.00	1.00	1.00	2.00	8.00	33.00	56.80	166.48	179.92	7700	1.00	1.00	2.00	5.00	23.00	74.00	127.00	266.40	295.10
5897	1.00	1.00	1.00	3.00	17.00	54.00	106.00	183.20	247.30	7706	1.00	1.00	1.00	2.00	11.00	50.00	90.00	167.74	210.70

Appendix 4–5.7. Empirical distribution of storm duration defined by 72-hour minimum interevent time for hourly rainfall stations in Texas—Continued.

	Duration (hours)																		
Station no.	1st percentile	2nd percentile	10th percentile	25th percentile	50th percentile (median)	75th percentile	90th percentile	98th percentile	99th percentile	Station no.	1st percentile	2nd percentile	10th percentile	25th percentile	50th percentile (median)	75th percentile	90th percentile	98th percentile	99th percentile
7718	--	1.00	1.00	2.00	10.00	40.00	96.00	265.88	--	8910	--	--	--	3.00	5.00	106.50	--	--	--
7745	1.00	1.00	1.00	4.00	26.00	73.50	121.60	232.16	254.58	8911	1.00	1.00	1.00	2.00	12.00	65.00	120.00	249.60	302.00
7922	1.00	1.00	1.00	2.00	6.50	32.50	77.80	172.12	231.26	8924	1.00	1.00	1.00	2.00	4.00	28.00	67.00	139.44	206.58
7936	1.00	1.00	1.00	4.00	18.00	66.00	123.00	239.12	298.26	8929	--	--	--	1.00	5.00	63.00	--	--	--
7943	1.00	1.00	1.00	2.00	11.00	50.00	96.00	178.20	204.30	8942	1.00	1.00	1.00	3.00	16.00	63.00	118.00	225.80	288.70
7944	--	--	1.00	8.50	34.00	107.00	154.80	--	--	8944	1.00	1.00	1.00	3.00	17.00	67.00	125.00	267.60	315.08
7945	1.00	1.00	1.00	3.00	23.00	69.00	129.50	246.00	286.95	8996	1.00	1.00	1.00	3.00	19.00	68.50	124.00	224.00	290.74
7947	1.00	1.00	1.00	2.50	20.00	59.00	117.00	296.60	349.10	9014	--	--	--	13.00	47.00	121.00	--	--	--
7948	1.00	1.00	1.00	2.00	10.00	44.00	86.20	177.88	216.68	9037	1.00	1.00	1.00	2.00	6.00	30.00	72.10	134.66	148.22
7951	1.00	1.00	1.00	3.00	14.00	63.50	119.40	219.16	269.14	9106	1.00	1.00	1.00	2.00	4.00	31.00	75.00	203.70	225.30
7953	--	1.00	2.00	2.00	7.00	56.25	103.40	200.80	--	9107	--	--	1.00	1.00	2.00	32.25	102.00	--	--
7981	1.00	1.00	1.00	2.00	8.00	45.50	80.00	178.56	197.96	9129	--	1.00	1.00	3.00	9.00	52.00	97.80	173.48	--
7990	--	1.00	1.00	3.00	25.50	81.75	196.10	295.84	--	9163	1.00	1.00	1.00	2.00	11.00	48.00	94.20	187.08	212.02
7992	--	--	--	10.50	71.00	229.25	--	--	--	9213	1.00	1.00	1.00	1.00	25.00	73.00	147.40	299.48	370.06
7997	--	1.00	1.00	2.00	7.50	34.50	59.50	112.00	--	9214	--	--	--	59.25	117.00	233.00	--	--	--
7999	--	--	1.00	2.50	7.00	37.50	54.20	--	--	9222	1.00	1.00	1.00	5.00	23.00	56.00	117.20	231.28	241.00
8022	--	--	1.00	2.00	4.50	30.00	72.10	--	--	9248	--	1.00	1.00	2.00	12.50	30.25	68.30	133.34	--
8023	1.00	1.00	1.00	2.00	6.00	37.00	76.70	156.28	187.28	9266	--	1.00	1.00	2.25	10.50	37.25	74.50	148.08	--
8047	1.00	1.00	1.00	2.00	11.00	49.75	94.00	170.20	216.10	9270	1.00	1.00	1.00	1.00	8.00	52.00	101.80	211.12	240.76
8060	--	1.00	1.00	2.00	7.50	56.75	118.80	270.66	--	9295	--	1.00	1.00	1.00	7.00	70.00	129.40	212.92	--
8062	--	--	1.00	3.75	31.00	41.25	81.20	--	--	9304	--	--	--	--	20.50	--	--	--	--
8068	--	--	1.00	5.50	24.00	48.00	72.60	--	--	9307	1.00	1.00	1.00	2.00	8.00	38.00	85.80	161.88	214.40
8081	1.00	1.00	1.00	2.00	12.00	52.00	97.00	204.44	254.72	9328	1.00	1.00	1.00	2.00	8.50	52.75	121.20	233.94	256.40
8089	--	--	1.00	2.00	6.00	64.75	112.40	--	--	9329	--	--	--	3.00	23.00	95.00	--	--	--
8221	--	--	--	10.00	29.50	115.75	--	--	--	9345	--	--	--	--	10.00	--	--	--	--
8252	1.00	1.00	1.00	2.00	6.00	36.00	73.50	149.10	187.15	9363	1.00	1.00	1.00	3.00	27.00	80.00	145.40	266.92	303.84
8265	1.00	1.00	2.00	4.00	22.00	72.00	127.30	243.06	300.53	9364	1.00	1.00	1.00	3.00	25.00	74.00	144.00	261.00	295.28
8289	--	--	1.00	3.00	19.00	52.00	74.80	--	--	9365	--	--	1.90	2.00	27.00	66.50	102.10	--	--
8305	1.00	1.00	1.00	1.00	6.00	39.00	77.20	164.00	205.00	9371	--	1.00	1.00	2.75	23.50	68.25	115.20	207.36	--
8335	1.00	1.00	1.00	3.00	15.00	60.00	104.60	210.64	243.44	9417	1.00	1.00	1.00	3.00	13.00	52.00	104.10	199.00	257.86
8400	1.00	1.00	1.00	1.00	10.00	52.00	92.60	186.08	210.88	9419	1.00	1.00	1.00	4.00	21.00	66.25	126.00	222.62	283.31
8445	1.00	1.00	2.00	4.00	18.00	65.00	114.50	208.00	270.00	9435	--	1.00	1.00	1.00	6.50	50.50	73.00	215.82	--
8446	1.00	1.00	1.00	3.00	15.00	61.00	112.00	215.08	250.04	9491	1.00	1.00	1.00	3.00	16.00	58.75	114.50	222.30	257.30
8451	1.00	1.00	1.00	2.00	9.50	47.00	84.10	139.62	144.31	9499	1.00	1.00	1.00	1.00	8.00	42.00	81.00	162.40	184.60
8531	1.00	1.00	1.00	2.00	11.00	46.00	101.20	193.28	262.84	9522	--	--	--	3.25	11.00	273.00	--	--	--
8541	--	1.00	2.00	4.00	9.50	42.00	75.10	223.04	--	9527	1.00	1.00	1.00	1.00	8.00	47.00	89.90	183.74	242.00
8544	1.00	1.00	1.00	3.00	16.00	58.00	102.00	202.00	243.00	9532	1.00	1.00	1.00	3.00	12.00	51.50	97.00	172.24	217.00
8545	--	--	1.90	10.25	20.50	64.75	103.90	--	--	9544	--	--	--	1.00	3.00	17.00	--	--	--
8563	1.00	1.00	1.00	2.00	14.00	49.00	87.40	177.64	231.10	9565	1.00	1.00	1.00	2.00	8.00	49.00	99.00	156.00	199.40
8566	1.00	1.00	1.00	2.00	7.50	47.00	96.00	177.94	209.26	9570	1.00	1.00	1.00	1.00	13.00	55.00	107.00	193.10	267.50
8583	1.00	1.00	1.00	1.00	13.50	49.75	92.60	174.06	185.21	9574	--	--	7.20	31.00	50.00	82.00	113.00	--	--
8584	1.00	1.00	1.00	2.00	9.00	44.00	84.00	161.24	194.08	9588	1.00	1.00	1.00	2.00	10.00	49.00	98.80	197.00	220.18
8623	1.00	1.00	1.00	2.00	12.00	48.75	91.00	160.72	203.93	9665	1.00	1.00	1.00	3.00	13.00	53.00	99.00	187.28	225.07
8625	1.00	1.00	2.00	4.00	13.00	54.00	99.00	170.20	209.70	9715	1.00	1.00	1.00	3.00	12.00	52.00	103.60	199.96	234.88
8630	1.00	1.00	1.00	2.00	7.00	32.00	71.00	154.30	179.55	9729	1.00	1.00	1.00	4.00	17.00	58.00	111.00	205.00	256.92
8631	1.00	1.00	1.00	2.00	7.00	39.75	79.80	152.04	190.66	9772	1.00	1.00	1.00	3.00	16.00	66.00	130.60	257.32	296.84
8646	1.00	1.00	1.00	3.00	12.00	49.00	100.00	187.00	216.60	9814	--	--	2.00	3.00	13.00	86.00	138.90	--	--
8647	1.00	1.00	1.00	1.00	10.00	50.00	92.10	199.28	238.28	9815	1.00	1.00	1.00	3.00	16.00	60.25	107.80	217.40	247.70
8677	1.00	1.00	2.00	4.00	10.00	41.00	88.40	162.52	200.44	9816	--	1.00	1.00	1.00	4.00	26.00	79.70	222.06	--
8696	--	--	--	5.00	32.50	123.00	--	--	--	9817	1.00	1.00	1.00	2.00	9.00	42.00	83.00	177.12	229.28
8743	1.00	1.00	1.00	4.00	17.00	61.00	111.00	208.28	251.32	9829	1.00	1.00	1.00	1.00	6.00	37.50	75.00	141.44	186.54
8761	1.00	1.00	1.00	1.00	6.00	35.00	84.00	161.40	179.80	9830	1.00	1.00	1.00	2.00	5.00	27.50	74.00	179.64	202.56
8778	1.00	1.00	1.00	3.00	16.00	60.50	115.00	202.00	232.00	9858	1.00	1.00	1.00	2.00	8.00	44.00	85.00	183.18	207.72
8845	1.00	1.00	1.00	2.00	15.00	55.00	104.00	204.00	249.45	9893	1.00	1.00	1.00	2.00	11.00	49.00	91.00	170.10	200.25
8859	1.00	1.00	1.00	3.00	14.00	58.00	112.80	198.76	226.38	9916	1.00	1.00	1.00	4.00	18.00	56.00	101.10	229.74	254.73
8898	1.00	1.00	2.00	4.00	15.00	48.50	106.20	182.20	225.74	9976	1.00	1.00	1.00	2.00	9.00	46.00	87.00	178.82	201.41
8908	--	--	1.80	3.00	17.00	101.00	172.00	--	--										

Glossary

Best-management practice (BMP)—A practice, inclusive of structures, or combination of practices that controls or otherwise mitigates stormwater runoff and associated contaminants (for example, a detention pond).

Drawdown time—Time required for a structure that stores water to completely drain.

L-CV—The coefficient of L-variation, which is the ratio of L-scale divided by the mean. L-CV is a measure of the dimensionless variability of the distribution or sample data.

L-kurtosis—The fourth L-moment ratio, which is the ratio of the fourth L-moment divided by the mean. L-kurtosis measures the peakness of the distribution.

L-moments—Summary statistics for probability distributions and data samples. L-moments are analogous to ordinary or product moments. L-moments provide measures of location, dispersion, skewness, kurtosis, and other characteristics of probability distributions or data samples.

L-moment ratio diagram—L-moment ratio diagrams are used for graphical evaluation of the goodness of fit of candidate distributions to the sample L-moments. Specifically, the theoretical values of L-skew and L-kurtosis of each distribution are compared to those of the data.

L-scale—The second L-moment, which measures the variability of the distribution or the sample data.

L-skew—The third L-moment ratio, which is the ratio of the third L-moment divided by the mean. L-skew measures the skewness or asymmetry of the distribution or sample data.

Memoryless—Refers to expected absence of storage in a BMP before runoff from the next storm arrives. For example, the 48-hour minimum interevent time, by definition, ensures that storage in the BMP is zero before runoff from the next storm arrives.

Minimum interevent time (MIT)—A minimum time during which no rainfall occurs. Storms are defined by specifying minimum interevent time.

Tau5—The fifth L-moment ratio, which is the ratio of the fifth L-moment divided by the mean. Tau5 has no general interpretation, unlike L-skew or L-kurtosis.

F—Nonexceedence probability.

x—Dimensionless variable. Dimension is restored by multiplying curve ordinates (x) by the mean storm depth or mean storm duration to produce quantile functions of storm depth and duration.

X—Random variable of either storm depth or duration.

$x(F)$—Dimensionless quantile function (a dimensionless frequency curve) for nonexceedance probability F.

$X(F)$—Quantile function for nonexceedance probability F.

Λ—Exponential mean interevent time, in days. The Λ parameter is used in conjunction with MIT to obtain storm interevent time distribution.

μ—Generic symbol for arithmetic mean.

θ and β—Dimensionless parameters of the cumulative distribution function of the gamma distribution.

$\Gamma(\theta)$—Complete gamma function of θ.

ξ—Dimensionless location parameter of the cumulative distribution function of the kappa distribution.

α—Dimensionless scale parameter of the kappa distribution.

κ and h—Dimensionless shape parameters of the kappa distribution.

Prepared by the USGS Texas Water Science Center:
8027 Exchange Drive
Austin, TX 78754–4733

Information regarding water resources in Texas is available at
http: //tx.usgs.gov/

ISBN 1-411-31041-1

Printed on recycled paper